

GOLDEN GOPHER HOCKEY

Weekly Release/October 6, 1997

University of Minnesota Men's Athletics
Media Relations Office
Phone: 612.625.4090 • Fax: 612.625.0359
<http://www.gophersports.com>
Hockey Contact: Brad Ruite

Michigan (35-4-4) at Minnesota (28-13-1)

Friday, October 10 7 p.m. Target Center Minneapolis, Minn.
United States Hockey Hall of Fame Game (exhibition)

Series Information

Minnesota leads 113-106-16
Last 10 games - Mich 6-4-0
First meeting - 2/8/23, MN 3-0
Last meeting - 3/23/97, Mich 7-4
Minnesota's longest win streak - 8
Michigan's longest win streak - 16
'90s - Mich 6-2-0
'80s - MN 7-1-0
'70s - MN 21-18-2
'60s - Mich 22-17-4
'50s - Mich 30-11-0
'40s - MN 18-12-3
'30s - MN 20-12-4
'20s - MN 17-5-2

Golden Gophers Last Season: Minnesota finished the 75th Year of Golden Gopher Hockey with a share of the WCHA regular season title and an overall record of 28-13-1. The program received its 13th consecutive invitation to the NCAA Tournament, advancing to the quarterfinals before being eliminated by Michigan.

Wolverines Last Season: Michigan ended last season with a 35-4-4 overall record and took home the CCHA regular season and postseason titles. The Wolverines were stopped two wins short of a repeat NCAA Championship when they were beaten by Boston University, 3-2, in a national semifinal game in Milwaukee.

Series Notes: Doug Woog is 4-6-0 (.400) in 10 career games against Michigan • Michigan owned a 61-56-6 advantage in the series while both clubs were members of the WCHA • Minnesota has played the Wolverines more times (235) than any other school in Golden Gopher ice hockey history • Friday's game marks the first time since a 4-3 Minnesota win on 11/26/94 that the two teams have squared off in Minnesota. The last three meetings between the two teams have all been in the state of Michigan.

Last Season vs. Michigan: The Wolverines defeated Minnesota on two separate occasions last season, with both losses taking place in the state of Michigan. The Maize and Blue downed

the Golden Gophers 4-3 in overtime at the College Hockey Showcase at Joe Louis Arena in Detroit, Mich., despite a hat trick from then-sophomore forward Erik Rasmussen. The Wolverines then eliminated the Maroon and Gold from the NCAA Tournament for the second consecutive season with a 7-4 decision at Van Andel Arena in Grand Rapids, Mich. Michigan jumped all over the Golden Gophers in the postseason game, scoring three first-period goals and tallying the first five overall before Minnesota could get on the board.

Notes On The Wolverines: Michigan returns 14 letterwinners, but has lost nine from last season's NCAA Final Four team • the Wolverine roster is represented by players from nine states, Ontario, and British Columbia • Michigan won a school-record 35 games last season.

Team Comparisons

Mich	Record	Minn
35-4-4		28-13-1
21-3-3 (1st)	Conf	21-10-1 (T-1st)
91/299 (.304)	PP	55/201 (.274)
245/280 (.875)	PK	180/212 (.849)
7-3-0 (.700)	vs Top 10	7-6-1 (.536)
6-3-1 (.650)	Last 10	7-2-1 (.750)

Career Scoring vs. Michigan

Player (games)	G-A-Pts
Casey Hankinson (5)	1-2-3
Mike Anderson (4)	1-1-2
Ryan Kraft (5)	1-1-2
Dave Spehar (2)	1-0-1
Brett Abrahamson (2)	0-1-1
Reggie Berg (4)	0-1-1
Wyatt Smith (4)	0-1-1

Notes: Hankinson and Spehar were the only current Golden Gophers to score in the two games last season vs. the Wolverines • Erik Rasmussen, who signed a contract in the offseason with the Buffalo Sabres, scored five of the seven goals Minnesota tallied last season against Michigan • Anderson opened the scoring in the 1995 win (11/25, 3-2 at Bradley Center) in addition to collecting five penalties for 10 minutes in the contest.

SCHEDULE/RESULTS

Oct. 10	*&vs. Michigan	7 p.m.
Oct. 17	MAINE	7:30 p.m.
Oct. 18	MAINE	7 p.m.
Oct. 24	@Minn-Duluth	7 p.m.
Oct. 25	@Minn-Duluth	7 p.m.
Oct. 31	NORTH DAKOTA	7:30 p.m.
Nov. 1	NORTH DAKOTA	7 p.m.
Nov. 7	@Wisconsin	7:30 p.m.
Nov. 8	@Wisconsin	7 p.m.
Nov. 14	@Alaska-Anchorage	10 p.m.
Nov. 15	@Alaska-Anchorage	10 p.m.
Nov. 21	COLORADO COLLEGE	7:30 p.m.
Nov. 22	COLORADO COLLEGE	7 p.m.
Nov. 28	#@Michigan	6 p.m.
Nov. 30	#@Michigan State	1 p.m.
Dec. 19	ST. CLOUD STATE	7:30 p.m.
Dec. 20	@St. Cloud State	7 p.m.
Dec. 27	^NORTHEASTERN	7 p.m.
Dec. 28	^BROWN/NOTRE DAME	4/7 p.m.
Dec. 30	*HV-71	7 p.m.
Jan. 2	MANKATO STATE	7:30 p.m.
Jan. 3	MANKATO STATE	7 p.m.
Jan. 16	DENVER	7:30 p.m.
Jan. 17	DENVER	7 p.m.
Jan. 23	MINN-DULUTH	7:30 p.m.
Jan. 24	MINN-DULUTH	7 p.m.
Jan. 30	@Michigan Tech	6 p.m.
Jan. 31	@Michigan Tech	4 p.m.
Feb. 6	WISCONSIN	7:30 p.m.
Feb. 7	&WISCONSIN	7 p.m.
Feb. 13	@North Dakota	2 p.m.
Feb. 14	@North Dakota	2 p.m.
Feb. 20	ALASKA-ANCHORAGE	7:30 p.m.
Feb. 21	ALASKA-ANCHORAGE	7:30 p.m.
Feb. 27	@Colorado College	8:30 p.m.
Feb. 28	@Colorado College	8 p.m.
Mar. 6	@St. Cloud State	7 p.m.
Mar. 7	ST. CLOUD STATE	7 p.m.
Mar. 13-15	WCHA PLAYOFFS	TBA
Mar. 19-21	WCHA Final Five Milwaukee, Wis.	
Mar. 27-29	NCAA Regional Ann Arbor/ Albany	
Apr. 2-4	NCAA Championships Boston	

*-Exhibition Game ^-Mariucci Classic
&-Target Center #-College Hockey Showcase



WCHA STANDINGS/SCHEDULE

Team (Overall Record)	GP	W	L	T	Pts	GF	GA	GDiff
#Minnesota (28-13-1)	32	21	10	1	43	129	94	+35
#North Dakota (31-10-2)	32	21	10	1	43	137	105	+32
St. Cloud State (23-13-4)	32	18	10	4	40	127	105	+22
Denver (24-13-4)	32	17	11	4	38	127	99	+28
Colorado College (25-15-4)	32	17	11	4	38	121	107	+14
Minn-Duluth (18-16-4)	32	15	13	4	34	115	111	+4
Wisconsin (15-21-2)	32	15	15	2	32	115	115	even
Alaska-Anchorage (9-23-4)	32	7	21	4	18	75	109	-34
No. Michigan (13-24-3)	32	9	21	2	20	78	127	-49
Michigan Tech (8-27-4)	32	5	23	4	14	81	133	-52

#-1996-97 WCHA co-champions

Friday, October 10

Michigan at Minnesota (exh)
 Clarkson vs. Wisconsin
 (Ice Breaker Invitational, Madison, Wis.)
 Alberta vs. Alaska-Anchorage (exh)
 (@McDonald Arena, Eagle River, Alaska)

Saturday, October 11

Wisconsin vs. Michigan State or Boston Univ.
 Laurentian Univ. at Michigan Tech
 Regina at St. Cloud State (exh)

OTHER POINTS OF NOTE

Injury Report: There are no injuries of note to report heading into Friday's game.

KSTP-AM 1500 Returns As Golden Gopher Radio Home: KSTP-AM 1500 is back as the Golden Gophers' official radio home for the 1997-98 season. Dan Terhaar calls the action, with former Golden Gopher and North Stars head coach Glen Sonmor handling color commentary. KSTP's Robb Leer offers pregame, intermission, and post-game interviews. KSTP-AM 1500 is slated to cover all Golden Gopher games during the 1996-97 season.

MSC To Broadcast 28 Regular-Season Games In 1997-98: Midwest Sports Channel will broadcast 28 Golden Gopher hockey regular-season games in 1997-98, including the College Hockey Showcase and the Dodge/Mariucci Classic, in addition to the 1998 WCHA Final Five. Frank Mazzocco (play-by-play) and Tom Reid (analyst) will once again handle the broadcast duties. Ryan Lefebvre will anchor the pre-game show and conduct the between period broadcast. MSC's pre-game lineup for Golden Gopher hockey will include the "Doug Woog Show", one hour before game time, and MSC Sports Connection, which will air one half-hour before game time.

Coach Woog: Minnesota Head Coach Doug Woog has produced unparalleled numbers as the man behind the Golden Gopher bench over the last 12 seasons. Entering this season, Woog has a career record of 357-146-31 (.698) overall and a WCHA mark of 258-100-29 (.704). Minnesota has appeared in the NCAA Tournament in each of Woog's 12 seasons, and have finished first or second in the WCHA in 11 of his 12 campaigns.

Woog On The Air: WCCO-AM (830) with Moose Miller, Mondays and Fridays at 5:35 p.m. KSTP-AM (1500) with Pat Reusse and Joe Soucheray, Saturday mornings at 11 a.m., Mondays at a to be determined time, and the postgame show after each game. KARE-TV (Ch. 11) Gopher Sports Extra on selected Saturdays during the season.

Everybody's Gone Surfin: Check out the Golden Gopher Men's Athletics Home Page on the World Wide Web at www.gophersports.com for the latest information on all Golden Gopher sports teams. Press releases, rosters, player information, and statistics are just some of the items to be found while browsing on Goldy's information super highway.

Golden Gopher Draftees: A total of eight Golden Gophers have been drafted by NHL organizations. A listing of players drafted and the respective organization follows: Mike Anderson--Washington; Reggie Berg--Toronto; Ben Clymer--Boston; Jason Godbout--Pittsburgh; Casey Hankinson--Chicago; Ryan Kraft--San Jose; Aaron Miskovich--Colorado; Wyatt Smith--Phoenix

Friday Nights At Mariucci: This season, Friday night home games at Mariucci Arena will begin at 7:35 p.m., with Saturday night home contests slated to begin at 7 p.m. The change was made on Fridays to aid the later arriving crowd.

The Last Time

Minnesota Swept A Road Series:
 January 24-25, 1997 @ Michigan Tech
 (5-2, 8-4)

Minnesota Was Swept In A Road Series:
 January 31-February 1, 1997 @ North Dakota
 (6-4, 6-2)

Minnesota Swept A Home Series: March 7-8,
 1997 vs. Alaska-Anchorage (8-2, 5-1)

Minnesota Was Swept In A Home Series:
 December 10-11, 1994 vs. Denver
 (4-3, 3-2)

Minnesota Shut Out An Opponent: February
 22, 1997 @ Colorado College (Steve DeBus, 3-0)

An Opponent Shut Out Minnesota: March 4,
 1995 @ St. Cloud State (3-0)

Minnesota Player Scored A Hat Trick: March
 1, 1997 (Ryan Kraft, 7-3 Minnesota win)

Minnesota Player Scored A Natural Hat Trick:
 December 30, 1994 @ Mariucci Arena vs. Yale
 (Ryan Kraft, 6-2 Minnesota win)

An Opponent Scored A Hat Trick: February 1,
 1997 @ North Dakota (Jason Blake, 6-2
 Minnesota loss)

**Minnesota Player Scored Four Goals In A
 Game:** November 9, 1996 vs. North Dakota
 (Casey Hankinson, 10-6 Minnesota win)

**Minnesota Had 50 or More Shots On Goal In
 A Game:** March 14, 1997 vs. St. Cloud State at
 WCHA Final Five (52 shots, 5-4 Minnesota
 overtime win)

**Opponent Had 50 or More Shots On Goal In A
 Game:** January 31, 1997 @ North Dakota (51
 shots, 6-4 Minnesota loss)

**Minnesota Player Scored A Shorthanded
 Goal:** January 25, 1997 @ Michigan Tech (Ben
 Clymer, 8-4 Minnesota win)

Minnesota Won In Overtime: March 14, 1997
 vs. St. Cloud State at WCHA Final Five (5-4)

Minnesota Lost In Overtime: March 15, 1997
 vs. North Dakota at WCHA Final Five (4-3)

Minnesota Tied In Overtime: February 21,
 1997 @ Colorado College (3-3)

**Minnesota Scored 10 Goals Or More In A
 Game:** November 9, 1996 vs. North Dakota (10-
 6 Minnesota win)

**Opponent Scored 10 Goals Or More In A
 Game:** January 30, 1993 @ Michigan Tech (10-2
 Minnesota loss)

SLAPSHOTS

Team Notes

√ Minnesota finished the 1996-97 WCHA season leading the league in both penalty killing and power-play efficiency

√ Minnesota is 64-5-2 (.915) the last three seasons when leading after two periods

√ The Golden Gophers scored 18 PPGs in the season's final 11 games and held opponents to just four power-play goals in the last nine contests of the 1996-97 campaign

√ The team surrendered as many short-handed goals in six postseason games (4) as they did during the entire 36-game regular season last year

√ Minnesota outshot its opponents 452-293 in the final 11 games of the season (team record 8-2-1), had at least 36 shots on goal in 12 of its last 14 games, and had double-digit shots on goal totals in 32 of its last 38 regulation periods played in the 1996-97 season

√ Minnesota outscored its opponents by a whopping 61-35 margin in the first period last season. The team is 47-8-2 (.842) over the last two seasons when scoring first

Minnesota In The Hall of Fame Game

Date	Opponent	Result
10/12/96	Boston Univ.	L 4-3
10/15/94	Michigan Tech	L 5-4
10/12/91	Northern Michigan	L 7-5
10/14/89	Northern Michigan	W 6-4
10/3/87	St. Cloud State	W 6-0
10/6/84	Lake Superior State	W 6-1
10/18/80	Michigan Tech	W 6-4
10/21/78	North Dakota	W 5-3
10/16/76	Minnesota-Duluth	W 9-5
10/25/75	U.S. Olympic Team	W 5-2

Hall of Fame Game Notes

√ Doug Woog is 2-3 in five games during his tenure as head coach

√ The first eight occasions Minnesota played in the Hall of Fame game the contest was held in Eveleth, Minn. The October 1994 game was held at Mariucci Arena, while last season's game was held at Target Center

√ Minnesota is 5-2 vs. WCHA opponents in the Hall of Fame game, and 2-1 vs. non-league foes in the contest

Individual Notes

#7 Ryan Kraft

Sr., 5-9, 190, Moorhead, Minn.

- √ Third-team all-WCHA selection
- √ Led the Golden Gophers in goals (25) and was second in total points (46) last season
- √ Only player in the league to win WCHA Offensive Player of the Week honors three times last season
- √ Team was 14-2-0 when he scored a goal
- √ Squad is 21-2-0 in Kraft's 23 multiple-point games over the last two seasons

#8 Brett Abrahamson

Sr., 5-11, 189, Oakdale, Minn.

- √ Led Golden Gopher skaters last season with a +18 rating

#9 Casey Hankinson

Sr., 6-1, 202, Edina, Minn.

- √ Will captain the team for the second consecutive season, becoming the first Golden Gopher since Allan Opsahl (1944-45; 1945-46; 1946-47) to lead the team in more than one season
- √ Scored 15-21--36 in Minnesota's 28 wins and 2-3--5 in the 13 losses and a tie
- √ Scored an NCAA season-high four goals and six points in a 10-6 win over North Dakota (11/9/96)

#10 Mike Anderson

Jr., 6-1, 200, Bloomington, Minn.

- √ More than doubled his point production from his freshman to sophomore season while cutting down on his penalty and penalty minute totals
- √ Scored 18 of his 20 points in Minnesota wins

#11 Dave Spehar

So., 5-7, 185, Duluth, Minn.

- √ Led all WCHA freshmen in scoring last season (15-15--30) in league games
- √ Named to the league's All-Rookie Team
- √ Led the team with five game-winning goals and tied for the team lead with 11 power-play goals

#17 Wyatt Smith

Jr., 5-11, 197, Warroad, Minn.

- √ Scored a point in 14 of his last 19 games and lit the lamp for goals in 11 of his last 19 contests
- √ Had totals of 6-7--13 in his last 10 games and 12-11--23 in his last 19 contests

#19 Reggie Berg

Jr., 5-11, 182, Anoka, Minn.

- √ Ranked fourth on the squad last season with 112 shots on goal
- √ Had totals of 9-24--33 in Minnesota wins and ties and just 2-2--4 in Minnesota losses
- √ Team was undefeated (8-0-0) in Berg's eight multiple-point games last season

#22 Ben Clymer

So., 6-1, 200, Bloomington, Minn.

- √ Had totals of 6-6--12 in his last 11 games
- √ Drafted in the second round (27th overall pick) by the Boston Bruins in last June's NHL Draft—the highest American collegiate player taken

#34 Steve DeBus

Sr., 5-9, 177, Rochester, Minn.

- √ All-WCHA first team selection
- √ Led the WCHA in wins (18) and minutes played (1675:23), was second in shutout periods (32) and fourth in GAA (3.08) and saves (705) in league games
- √ Allowed two or less goals in 16 outings
- √ Ranks among Minnesota's all-time goal-tenders in goals-against average (3.05, third) and saves percentage (.891, fifth)

Last Time vs. Michigan

MICHIGAN	7
MINNESOTA	4
<i>Van Andel Arena</i>	<i>March 23, 1997</i>
NCAA West Regional - NCAA Quarterfinals	

Scoring	1	2	3	OT	F
Minn	0	3	1	-	4
Michigan	3	4	0	-	7

1ST PERIOD — Mich: Morrison (Botterill), :33; Mich: Muckalt (Botterill), 18:41; Mich: Botterill (Luhning, Morrison), 19:42, ppg.
 2ND PERIOD — Mich: Botterill (Muckalt, Morrison), :23; Mich: Herr (Luhning, Turco), :57; Minn: Rasmussen (unassisted), 5:31; Mich: Crozier (Peach, Hayes), 9:07; Minn: Rasmussen (unassisted), 10:58, ppg; Minn: Hankinson (Berg, Crowley), 14:10, ppg; Mich: Morrison (Sloan), 17:35.
 3RD PERIOD — Minn: Spehar (Hankinson, Abrahamson), :54.

Shots on Goal: Minn 10-10-5--25
 Mich 14-18-6--38
Power Plays: Minn 2-9, Mich 1-8
Goalies: Mich: Turco (25 shots, 21 sv)
 Minn: DeBus (38 shots, 31 sv)
Pen: Mich 11-30, Minn 9-18
 Att: 8,926

TEAM SEASON HIGHS/LOWS

MOST GOALS/GAME	(10) 11/9 vs. North Dakota
LEAST GOALS/GAME	(1) 10/19 vs. CC; 11/1 @ Wis.; 11/23 @ NMU
MOST ASSISTS/GAME	(16) 11/9 vs. North Dakota
LEAST ASSISTS/GAME	(0) 11/1 @ Wisconsin
MOST GOALS AGAINST/GAME	(8) 2/14 vs. UMD
LEAST GOALS AGAINST/GAME	(0) 11/16 & 11/17 vs. Michigan Tech
MOST ASSISTS AGAINST/GAME	(12) 2/1 @ North Dakota
LEAST ASSISTS AGAINST/GAME	(0) 11/16 & 11/17 vs. Michigan Tech
MOST GOALS/PERIOD	(6) 3rd, 3/1 vs. Wisconsin
MOST GOALS AGAINST/PERIOD	(5) 2nd, 10/25 @ UMD; 3rd, 2/1 @ UND; 2nd, 2/14 vs. UMD
MOST SHOTS ON GOAL/GAME	(62) 2/28 vs. Wisconsin
LEAST SHOTS ON GOAL/GAME	(21) 11/1 @ Wisconsin
MOST SHOTS AGAINST/GAME	(51) 1/31 @ North Dakota
LEAST SHOTS AGAINST/GAME	(11) 11/16 vs. Michigan Tech
MOST SHOTS ON GOAL/PERIOD	(25) 1st, 2/28 vs. Wisconsin
MOST SHOTS AGAINST/PERIOD	(21) 1st, 1/31 @ North Dakota
MOST PENALTIES/GAME	(22) 1/11 vs. Denver
LEAST PENALTIES/GAME	(3) 2/28 vs. Wisconsin; 3/7 vs. Alaska-Anchorage; 3/15 vs. UND
MOST PIM/GAME	(77) 11/2 @ Wisconsin
LEAST PIM/GAME	(6) 2/28 vs. Wisconsin; 3/7 vs. Alaska-Anchorage; 3/15 vs. UND
MOST OPP. PENALTIES/GAME	(21) 1/11 vs. Denver
LEAST OPP. PENALTIES/GAME	(2) 3/7 vs. Alaska-Anchorage
MOST OPP. PIM/GAME	(57) 11/2 @ Wisconsin
LEAST OPP. PIM/GAME	(4) 3/7 vs. Alaska-Anchorage

Minnesota's Record When In 1996-97

Overall Record	28-13-1
WCHA Record	21-10-1
Home Record	16-4-0
Road Record	9-6-1
Neutral Site Record	3-3-0
Last 20 Games	13-6-1
Last 10 Games	7-2-1
Last 5 Games	3-2-0
Power Play	55 of 201 (.274)
Penalty Kill	180 of 212 (.849)
Scoring A Power-Play Goal	23-7-1
Not Scoring A Power-Play Goal	5-6-0
Allowing A Power-Play Goal	11-10-1
Not Allowing A Power-Play Goal	17-3-0
Scoring A Short-Handed Goal	6-0-0
Allowing A Short-Handed Goal	3-3-0
Penalties/Avg. Per Game	396/9.4
Penalty Minutes/Avg. Per Game	986/23.5
10 Or More Penalties	10-7-0
Less Than 10 Penalties	18-6-1
More Penalties Than Opponent	14-8-1
Less Penalties Than Opponent	13-3-0
Same Amount Of Penalties	1-2-0

MULTIPLE-POINT GAMES

Player(games)	Last Time	Record
Crowley (16)	3/22 vs. MSU (1g, 1a)	14-1-1
Kraft (12)	3/14 vs. SCSU (1g, 1a)	11-1-0
Rasmussen (10)	3/23 vs. MICH (2g)	7-3-0
Hankinson (9)	3/23 vs. MICH (1g, 1a)	7-2-0
Berg (8)	3/22 vs. MSU (2a)	8-0-0
LaFleur (8)	3/14 vs. SCSU (2g, 1a)	7-1-0
Spehar (7)	2/15 vs. UMD (2g, 1a)	6-1-0
Clymer (6)	3/7 vs. UAA (1g, 1a)	6-0-0
Smith (6)	3/7 vs. UAA (1g, 1a)	4-1-1
Hendrickson (4)	3/15 vs. UND (1g, 1a)	3-1-0
Kohn (4)	2/21 @ CC (2a)	3-0-1
Anderson (3)	2/15 vs. UMD (1g, 1a)	3-0-0
Pagel (3)	1/31 @ UND (2a)	1-2-0
Checco (2)	12/27 vs. BC (2a)	2-0-0
N. Miller (2)	12/27 vs. BC (1g, 1a)	2-0-0
Woog (2)	11/30 vs. MSU (2a)	2-0-0
J. Godbout (1)	3/7 vs. UAA (2a)	1-0-0
Lyons (1)	11/9 vs. UND (1g, 1a)	1-0-0

SURVEY SAYS...

Golden Gophers In The Polls

Poll	This Week	End '97
USA Today	n/a	4th
USCHO	n/a	3rd
PWR (Pairwise)	n/a	6th
College Hockey USA	n/a	5th
WMEB	n/a	5th
WMPL/WZRK	n/a	3rd

WCHA WEEKLY HONORS

OFFENSIVE PLAYER OF THE WEEK

November 11	Casey Hankinson
January 6	Ryan Kraft
January 27	Mike Crowley
February 10	Ryan Kraft
March 3	Ryan Kraft

DEFENSIVE PLAYER OF THE WEEK

November 18	Erik Day
January 6	Mike Crowley

ROOKIE OF THE WEEK

November 18	Erik Day
January 27	Ben Clymer
February 17	Dave Spehar

AND FINALLY...

Golden Gophers Play For Keeps Next Weekend: Minnesota opens the 1997-98 regular season next weekend at Mariucci Arena as they host non-conference opponent Maine. The Black Bears finished last season with an overall record of 24-10-1 and a Hockey East mark of 16-7-1 (3rd). Maine ranked fourth in the nation last season in both scoring offense and scoring margin, and led the NCAA in power-play percentage. The Golden Gophers will open WCHA play on Oct. 24-25 with a weekend series in Duluth against the UMD Bulldogs. Minnesota will play three of their first four conference series this season on the road.

In One-Goal Games	7-5-0
In Two-Goal Games	3-2-0
In Three-Goal or More Games	18-6-0
In Overtime Games	2-3-1
Scoring 4 or More Goals	23-4-0
Scoring 3 or More Goals	27-8-1
Scoring 2 or Less Goals	1-5-0
Allowing 4 or More Goals	5-10-0
Allowing 3 or Less Goals	23-3-1
Scoring First	23-5-0
Opponents Score First	5-8-1
Leading After One Period	21-3-0
Trailing After One Period	3-6-0
Tied After One Period	4-4-1
Leading After Two Periods	22-2-0
Trailing After Two Periods	3-9-1
Tied After Two Periods	3-2-0
Having 10-19 Shots On Goal	0-0-0
Having 20-29 Shots On Goal	7-6-0
Having 30-39 Shots On Goal	12-7-0
Having 40 or more Shots On Goal	9-0-1
Allowing 10-19 Shots On Goal	3-1-0
Allowing 20-29 Shots On Goal	18-5-1
Allowing 30-39 Shots On Goal	6-4-0
Allowing 40 or more Shots On Goal	1-3-0
Outshooting Opponent	21-5-1
Opponent Outshoots Minnesota	6-8-0
Shots Are Even	1-0-0
October	2-2-0
November	7-3-0
December	3-1-0
January	6-3-0
February	5-2-1
March	5-2-0
First Game Of A League Series	11-5-1
Second Game Of A League Series	12-5-0
Series Record	8-1-8
Games Following A Win	18-9-1
Games Following A Loss	8-4-0
Games Following A Tie	1-0-0

University of Minnesota
1996-97 Men's Ice Hockey Statistics
Record: 28-13- 1/21-10- 1 WCHA

Date	Opponent	Score	Record	Site	Attend	Goaltender of Record	
10/18	*Colorado College	W 5-2	1-0	H Mariucci Arena	9856	Steve DeBus	1-0-0
10/19	*Colorado College	1-2 L	1-1	H Mariucci Arena	9832	Steve DeBus	1-1-0
10/25	*Minnesota-Duluth	4-7 L	1-2	A Duluth, Minn.	5408	Steve DeBus	1-2-0
10/26	*Minnesota-Duluth	W 4-3	2-2	A Duluth, Minn.	5408	Steve DeBus	2-2-0
11/ 1	*Wisconsin	1-3 L	2-3	A Madison, Wis.	8100	Steve DeBus	2-3-0
11/ 2	*Wisconsin	W 6-1	3-3	A Madison, Wis.	8100	Steve DeBus	3-3-0
11/ 8	*North Dakota	W 3-2	4-3	H Mariucci Arena	9853	Steve DeBus	4-3-0
11/ 9	*North Dakota	W 10-6	5-3	H Mariucci Arena	9812	Steve DeBus	5-3-0
11/16	*Michigan Tech	W 3-0	6-3	H Mariucci Arena	9834	Erik Day	1-0-0
11/17	*Michigan Tech	W 3-0	7-3	H Mariucci Arena	9842	Erik Day	2-0-0
11/22	*Northern Michigan	W 5-2	8-3	A Marquette, Mich.	2427	Erik Day	3-0-0
11/23	*Northern Michigan	1-2 L	8-4	A Marquette, Mich.	2497	Erik Day	3-1-0
11/29	Michigan	3-4 L OT	8-5	N Detroit, Mich. (JLA)	11269	Steve DeBus	5-4-0
11/30	Michigan State	W 5-3	9-5	N Detroit, Mich. (JLA)	12138	Steve DeBus	6-4-0
12/14	*St. Cloud State	W 4-1	10-5	A St. Cloud, Minn.	6705	Steve DeBus	7-4-0
12/15	*St. Cloud State	3-4 L OT	10-6	H Mariucci Arena	9834	Steve DeBus	7-5-0
12/27	Boston College	W 4-2	11-6	H Mariucci Arena	9845	Steve DeBus	8-5-0
12/28	Miami University	W 7-4	12-6	H Mariucci Arena	9820	Steve DeBus	9-5-0
1/ 3	*Alaska-Anchorage	W 4-1	13-6	A Anchorage, Alaska	5901	Steve DeBus	10-5-0
1/ 4	*Alaska-Anchorage	W 6-2	14-6	A Anchorage, Alaska	5984	Steve DeBus	11-5-0
1/10	*Denver	W 3-2 OT	15-6	H Mariucci Arena	9844	Steve DeBus	12-5-0
1/11	*Denver	2-5 L	15-7	H Mariucci Arena	9816	Steve DeBus	12-6-0
1/17	*St. Cloud State	2-5 L	15-8	A St. Cloud, Minn.	7051	Steve DeBus	12-7-0
1/18	*St. Cloud State	W 6-4	16-8	H Mariucci Arena	9843	Steve DeBus	13-7-0
1/24	*Michigan Tech	W 5-2	17-8	A Houghton, Mich.	2041	Steve DeBus	14-7-0
1/25	*Michigan Tech	W 8-4	18-8	A Houghton, Mich.	2140	Steve DeBus	15-7-0
1/31	*North Dakota	4-6 L	18-9	A Grand Forks, ND	6067	Steve DeBus	15-8-0
2/ 1	*North Dakota	2-6 L	18-10	A Grand Forks, ND	6067	Steve DeBus	15-9-0
2/ 7	*Northern Michigan	W 4-3	19-10	H Mariucci Arena	9824	Steve DeBus	16-9-0
2/ 8	*Northern Michigan	W 2-1	20-10	H Mariucci Arena	9827	Steve DeBus	17-9-0
2/14	*Minnesota-Duluth	4-8 L	20-11	H Mariucci Arena	9819	Steve DeBus	17-10-0
2/15	*Minnesota-Duluth	W 7-1	21-11	H Mariucci Arena	9886	Steve DeBus	18-10-0
2/21	*Colorado College	3-3 T OT	21-11-1	A Colorado Sprgs, Colo	3019	Steve DeBus	18-10-1
2/22	*Colorado College	W 3-0	22-11-1	A Colorado Sprgs, Colo	2984	Steve DeBus	19-10-1
2/28	*Wisconsin	W 4-3	23-11-1	H Target Center	18330	Steve DeBus	20-10-1
3/ 1	*Wisconsin	W 7-3	24-11-1	H Mariucci Arena	9849	Steve DeBus	21-10-1
3/ 7	Alaska-Anchorage	W 8-2	25-11-1	H Mariucci Arena	9801	Steve DeBus	22-10-1
3/ 8	Alaska-Anchorage	W 5-1	26-11-1	H Mariucci Arena	9825	Steve DeBus	23-10-1
3/14	St. Cloud State	W 5-4 OT	27-11-1	N St. Paul Civic Ctr	14013	Steve DeBus	24-10-1
3/15	North Dakota	3-4 L OT	27-12-1	N St. Paul Civic Ctr	14317	Steve DeBus	24-11-1
3/22	Michigan State	W 6-3	28-12-1	N Grand Rapids, Mich.	8276	Steve DeBus	25-11-1
3/23	Michigan	4-7 L	28-13-1	N Grand Rapids, Mich.	8926	Steve DeBus	25-12-1

*-WCHA Game

Record	W	L	T	Pct	Attendance #	Total	Avg	
All Games	28	13	1	.679	Home	20	205192	10260
WCHA	21	10	1	.672	Away	16	79899	4994
Home	16	4	0	.800	Neutral	6	68939	11490
Away	9	6	1	.594	Total	42	354030	8429
Neutral	3	3	0	.500				
Ahead After 1 Period	21	3	0	.875				
Behind After 1 Period	3	6	0	.333				
Tied After 1 Period	4	4	1	.500				
Ahead After 2 Periods	22	2	0	.917				
Behind After 2 Periods	3	9	1	.269				
Tied After 2 Periods	3	2	0	.600				
Score First	23	5	0	.821				
Do Not Score First	5	8	1	.393				
Overtime Games	2	3	1	.417				

University of Minnesota
1996-97 Men's Ice Hockey Statistics
WCHA Games Only

Golden Gophers	GP/ GS	G	A	Pts	+/-	Sht	Sht %	Pen/	Min	PP	SH	EN	GW	GT	HT
Mike Crowley	32/ 29	5	37	42	0	120	4.2	9/ 18		2	0	0	0	0	0
Ryan Kraft	32/ 13	20	17	37	11	107	18.7	12/ 35		9	0	1	2	0	2
Dave Spehar	31/ 8	15	15	30	7	69	21.7	14/ 28		9	0	0	5	0	0
Wyatt Smith	30/ 10	14	12	26	3	75	18.7	16/ 40		3	1	1	4	1	0
Casey Hankinson	32/ 13	10	16	26	2	75	13.3	21/ 69		5	0	0	1	0	1
Reggie Berg	28/ 12	6	17	23	8	82	7.3	13/ 34		2	0	1	1	0	0
Brian La Fleur	21/ 9	6	14	20	10	59	10.2	11/ 33		2	1	0	1	0	0
Erik Rasmussen	27/ 17	9	9	18	-1	85	10.6	35/ 105		4	1	1	1	0	0
Mike Anderson	32/ 6	9	8	17	-8	51	17.6	15/ 38		1	0	0	0	0	0
Ben Clymer	21/ 3	6	10	16	12	48	12.5	22/ 52		3	1	0	1	0	1
Bill Kohn	32/ 20	5	8	13	-9	49	10.2	29/ 58		2	0	0	1	0	0
Dan Hendrickson	32/ 4	2	10	12	3	45	4.4	20/ 64		0	1	0	1	0	0
Dan Woog	31/ 1	3	8	11	6	23	13.0	13/ 26		0	0	0	0	0	0
Rico Pagel	21/ 0	5	5	10	5	27	18.5	4/ 8		0	0	0	0	0	0
Brett Abrahamson	26/ 2	4	6	10	16	28	14.3	18/ 44		0	0	0	0	0	0
Nick Checcho	31/ 5	4	5	9	1	55	7.3	13/ 26		0	0	0	1	0	0
Nate Miller	30/ 5	3	5	8	6	41	7.3	12/ 32		0	0	0	2	0	0
Jason Godbout	32/ 2	2	6	8	6	43	4.7	17/ 42		0	1	0	0	0	0
Mike Lyons	27/ 0	1	5	6	3	17	5.9	20/ 62		0	0	0	0	0	0
Steve DeBus	28/ 28	0	1	1	18	1	0.0	0/ 0		0	0	0	0	0	0
Brent Godbout	13/ 0	0	1	1	1	5	0.0	1/ 2		0	0	0	0	0	0
Cory Miller	8/ 1	0	0	0	0	11	0.0	0/ 0		0	0	0	0	0	0
Team	32/ 0	0	0	0	0	0	0.0	4/ 16		0	0	0	0	0	0
Erik Day	5/ 4	0	0	0	4	0	0.0	0/ 0		0	0	0	0	0	0
Ryan Trebil	6/ 0	0	0	0	2	4	0.0	2/ 4		0	0	0	0	0	0
Tom Nevers	1/ 0	0	0	0	0	3	0.0	0/ 0		0	0	0	0	0	0
Willy Marvin	3/ 0	0	0	0	-1	0	0.0	0/ 0		0	0	0	0	0	0
Golden Gophers	32/ 32	129	215	344		1123	11.5	326/ 846		42	6	4	21	1	4
Opponents	32/ 32	94	141	235		888	10.6	321/ 801		25	4	3	10	0	2

Bench Penalties: Golden Gophers 5 (10 Minutes); Opponents 4 (8 Minutes)
Power Play: Golden Gophers 42/162 (25.9%); Opponents 25/167 (15.0%);

Goaltending Statistics

Golden Gophers	GP/ GS	Min	GAA	W	L	T	ENG	Sho	GA	Sv	Sv %
Erik Day	5/ 4	240:27	1.00	3	1	0	0	2	4	86	.956
Steve DeBus	28/ 28	1675:23	3.08	18	9	1	0	1	86	705	.891
Willy Marvin	3/ 0	8:53	6.75	0	0	0	0	0	1	3	.750
Golden Gophers	32/ 32	1924:43	2.84	21	10	1	3	3	91	794	.897
Opponents	32/ 32	1925:02	3.90	10	21	1	4	0	125	994	.888

Statistics by Period

Goals	1	2	3	OT	Tot	Penalties	1	2	3	OT	Tot
Golden Gophers	48	38	42	1	129	Golden Gophers	92	129	105	0	326
Opponents	23	36	34	1	94	Opponents	102	104	115	0	321
Shots	1	2	3	OT	Tot	Penalty Minutes	1	2	3	OT	Tot
Golden Gophers	376	356	382		91123	Golden Gophers	211	347	288	0	846
Opponents	305	299	282	2	888	Opponents	212	267	322	0	801

University of Minnesota
1996-97 Men's Ice Hockey Statistics
Record: 28-13- 1/21-10- 1 WCHA

Golden Gophers	GP/ GS	G	A	Pts +/-	Sht	Sht %	Pen/	Min	PP	SH	EN	GW	GT	HT
Mike Crowley	42/ 39	9	47	56	8	157	5.7	12/ 24	4	0	0	2	0	0
Ryan Kraft	42/ 20	25	21	46	9	137	18.2	13/ 37	11	0	1	2	0	2
Casey Hankinson	42/ 16	17	24	41	8	120	14.2	26/ 79	7	0	0	2	0	1
Dave Spehar	40/ 9	20	17	37	8	93	21.5	15/ 30	11	0	0	5	0	0
Reggie Berg	38/ 13	11	26	37	15	112	9.8	20/ 48	3	0	2	1	0	0
Brian La Fleur	30/ 18	12	21	33	17	81	14.8	12/ 35	4	1	0	2	0	0
Wyatt Smith	38/ 16	16	14	30	5	95	16.8	18/ 44	3	1	1	4	1	0
Erik Rasmussen	34/ 24	15	12	27	1	110	13.6	44/ 123	6	1	1	2	0	1
Mike Anderson	42/ 8	9	11	20	-3	64	14.1	19/ 46	1	0	0	0	0	0
Ben Clymer	29/ 3	7	13	20	12	59	11.9	28/ 64	3	1	0	1	0	1
Dan Woog	41/ 1	4	13	17	12	34	11.8	15/ 30	0	0	0	0	0	0
Dan Hendrickson	42/ 5	5	11	16	2	56	8.9	24/ 72	0	1	0	1	0	0
Bill Kohn	42/ 21	5	10	15	-8	61	8.2	40/ 80	2	0	0	1	0	0
Nate Miller	40/ 6	5	9	14	7	51	9.8	14/ 36	0	0	0	3	0	0
Nick Checcho	41/ 6	5	9	14	0	68	7.4	14/ 28	0	0	0	1	0	0
Brett Abrahamson	35/ 2	5	8	13	18	34	14.7	20/ 48	0	0	0	1	0	0
Jason Godbout	42/ 2	2	9	11	9	51	3.9	19/ 46	0	1	0	0	0	0
Rico Pagel	29/ 0	5	5	10	7	35	14.3	6/ 12	0	0	0	0	0	0
Mike Lyons	32/ 0	1	5	6	4	19	5.3	23/ 68	0	0	0	0	0	0
Brent Godbout	15/ 0	0	2	2	2	6	0.0	1/ 2	0	0	0	0	0	0
Cory Miller	11/ 1	1	0	1	1	13	7.7	0/ 0	0	0	0	0	0	0
Steve DeBus	38/ 38	0	1	1	22	1	0.0	0/ 0	0	0	0	0	0	0
Team	42/ 0	0	0	0	0	0	0.0	4/ 16	0	0	0	0	0	0
Erik Day	5/ 4	0	0	0	4	0	0.0	0/ 0	0	0	0	0	0	0
Ryan Trebil	8/ 0	0	0	0	0	5	0.0	4/ 8	0	0	0	0	0	0
Tom Nevers	1/ 0	0	0	0	0	3	0.0	0/ 0	0	0	0	0	0	0
Willy Marvin	4/ 0	0	0	0	0	0	0.0	0/ 0	0	0	0	0	0	0
Golden Gophers	42/ 42	179	288	467		1465	12.2	396/ 986	55	6	5	28	1	5
Opponents	42/ 42	128	193	321		1170	10.9	387/ 941	32	8	3	13	0	2

Bench Penalties: Golden Gophers 5 (10 Minutes); Opponents 4 (8 Minutes)
Power Play: Golden Gophers 55/201 (27.4%); Opponents 32/212 (15.1%);

Goaltending Statistics

Golden Gophers	GP/ GS	Min	GAA	W	L	T	EN	Sho	GA	Sv	Sv %
Erik Day	5 / 4	240:27	1.00	3	1	0	0	2	4	86	.956
Steve DeBus	38 / 38	2283:05	3.15	25	12	1	0	1	120	953	.888
Willy Marvin	4 / 0	13:13	4.54	0	0	0	0	0	1	3	.750
Golden Gophers	42 / 42	2536:45	2.96	28	13	1	3	3	125	1042	.893
Opponents	42 / 42	2536:12	4.12	13	28	1	5	0	174	1286	.881

Statistics by Period

Goals	1	2	3	OT	Tot	Penalties	1	2	3	OT	Tot
Golden Gophers	61	53	63	2	179	Golden Gophers	113	154	129	0	396
Opponents	35	48	42	3	128	Opponents	122	125	140	0	387
Shots	1	2	3	OT	Tot	Penalty Minutes	1	2	3	OT	Tot
Golden Gophers	496	466	484	19	1465	Golden Gophers	253	397	336	0	986
Opponents	396	410	357	7	1170	Opponents	252	317	372	0	941

GOLDEN GOPHER HOCKEY

Weekly Release/October 13, 1997

University of Minnesota Men's Athletics
Media Relations Office
Phone: 612.625.4090 • Fax: 612.625.0359
<http://www.gophersports.com>
Hockey Contact: Brad Ruiter

Maine (24-10-1) at Minnesota (28-13-1)

Friday, October 17	7:30 p.m.	Mariucci Arena	Minneapolis, Minn.
Saturday, October 18	7 p.m.	Mariucci Arena	Minneapolis, Minn.

Series Information

Series tied 7-7-0

Last 10 games - Maine 7-3-0

First meeting - 10/26/84, MN 4-2

Last meeting - 3/27/93, Maine 6-2

Minnesota's longest win streak - 5

Michigan's longest win streak - 5

'90s - Maine 3-0-0

'80s - MN 7-4-0

Golden Gophers Last Season: Minnesota finished the 75th Year of Golden Gopher Hockey with a share of the WCHA regular season title and an overall record of 28-13-1. The program received its 13th consecutive invitation to the NCAA Tournament, advancing to the quarterfinals before being eliminated by Michigan.

Black Bears Last Season: Maine ended last season with a 24-10-1 overall record and a 16-7-1 conference mark, good for third in Hockey East.

Minnesota Last Weekend: The Golden Gophers hosted Michigan in the U.S. Hockey Hall of Fame Game at Target Center Friday evening, falling 3-2 to the Wolverines in the exhibition tilt. Minnesota witnessed an early 2-0 lead evaporate as the Maize and Blue tallied once in each period, scoring the game winner with 11:46 remaining. All three Golden Gopher goaltenders saw action in the contest.

Minnesota vs. Maine

Date	Site	Result
3/27/93	NCAA East Regional	L 6-2
3/23/91	@ Orono (NCAA)	L 5-3
3/22/91	@ Orono (NCAA)	L 4-0
12/29/89	@ Orono	L 5-3
11/22/89	Mariucci	L 4-3
3/31/89	NCAA Final Four	W 7-4
1/6/89	Mariucci	W 6-3
4/2/88	NCAA Final Four	L 5-2
1/15/88	@ Orono	L 6-4
1/2/87	Mariucci	W 8-3
1/4/86	Mariucci	W 16-2
1/3/86	Mariucci	W 8-3
10/27/84	@ Orono	W 8-1
10/26/84	@ Orono	W 4-2

Series Notes: Associate Head Coach Mike Guentzel was the captain of the Golden Gophers when the two teams first met on 10/26/84 • this will be Maine's first appearance in the new Mariucci Arena • Maine has won the last five meetings in the series after Minnesota claimed the first five games • the Golden Gophers are 5-1 in games played in Minnesota, including a 7-4 win in the NCAA Final Four at the St. Paul Civic Center (3/31/89).

Last Time vs. Maine: Minnesota and Maine last met on the ice on March 27, 1993 in the NCAA East Regional at Worcester. The Black Bears ended the Golden Gophers' 1992-93 season by handing the Maroon and Gold a 6-2 defeat, due in large part to the play of that year's eventual Hobey Baker Award winner Paul Kariya. The current star of the Mighty Ducks of Anaheim scored a goal and added two assists in the game.

Notes On The Black Bears: Maine returns 18 letterwinners including 12 forwards • Maine finished either first or second in Hockey East last season in the following categories: power play (1st), penalty kill (2nd), scoring offense (2nd), scoring defense (2nd) and scoring margin (2nd).

Team Comparisons (1996-97 season)

Maine	Record	Minn
24-10-1		28-13-1
16-7-1 (3rd)	Conf	21-10-1 (T-1st)
60/199 (.302)	PP	55/201 (.274)
152/184 (.826)	PK	180/212 (.849)
9-1-0 (.900)	Last 10	7-2-1 (.750)

Tailgate Party; Midnight Madness Highlight Weekend Activities: In addition to the hockey game Friday night, the men's basketball team will be hosting Midnight Madness festivities at Williams Arena. Before the hockey game (6-7 p.m.), there will be pre-game tailgating featuring free hot dogs and brats on the front lawn of Mariucci Arena. Then after the hockey game, fans are invited to enjoy a live concert at Williams Arena which will be followed by the 1997 Big Ten Champions' first practice of the season. Admission to Williams Arena is free.

SCHEDULE/RESULTS

Oct. 10	*&vs. Michigan	L 3-2
Oct. 17	MAINE	7:30 p.m.
Oct. 18	MAINE	7 p.m.
Oct. 24	@Minn-Duluth	7 p.m.
Oct. 25	@Minn-Duluth	7 p.m.
Oct. 31	NORTH DAKOTA	7:30 p.m.
Nov. 1	NORTH DAKOTA	7 p.m.
Nov. 7	@Wisconsin	7:30 p.m.
Nov. 8	@Wisconsin	7 p.m.
Nov. 14	@Alaska-Anchorage	10 p.m.
Nov. 15	@Alaska-Anchorage	10 p.m.
Nov. 21	COLORADO COLLEGE	7:30 p.m.
Nov. 22	COLORADO COLLEGE	7 p.m.
Nov. 28	#@Michigan	6 p.m.
Nov. 30	#@Michigan State	1 p.m.
Dec. 19	ST. CLOUD STATE	7:30 p.m.
Dec. 20	@St. Cloud State	7 p.m.
Dec. 27	^NORTHEASTERN	7 p.m.
Dec. 28	^BROWN/NOTRE DAME	4/7 p.m.
Dec. 30	*HV-71	7 p.m.
Jan. 2	MANKATO STATE	7:30 p.m.
Jan. 3	MANKATO STATE	7 p.m.
Jan. 16	DENVER	7:30 p.m.
Jan. 17	DENVER	7 p.m.
Jan. 23	MINN-DULUTH	7:30 p.m.
Jan. 24	MINN-DULUTH	7 p.m.
Jan. 30	@Michigan Tech	6 p.m.
Jan. 31	@Michigan Tech	4 p.m.
Feb. 6	WISCONSIN	7:30 p.m.
Feb. 7	&WISCONSIN	7 p.m.
Feb. 13	@North Dakota	2 p.m.
Feb. 14	@North Dakota	2 p.m.
Feb. 20	ALASKA-ANCHORAGE	7:30 p.m.
Feb. 21	ALASKA-ANCHORAGE	7:30 p.m.
Feb. 27	@Colorado College	8:30 p.m.
Feb. 28	@Colorado College	8 p.m.
Mar. 6	@St. Cloud State	7 p.m.
Mar. 7	ST. CLOUD STATE	7 p.m.
Mar. 13-15	WCHA PLAYOFFS	TBA
Mar. 19-21	WCHA Final Five	Milwaukee, Wis.
Mar. 27-29	NCAA Regional	Ann Arbor/Albany
Apr. 2-4	NCAA Championships	Boston
*-Exhibition Game		^-Mariucci Classic
&-Target Center		#-College Hockey Showcase



1996-97 WCHA STANDINGS/THIS WEEK'S SCHEDULE



Team (Overall Record)	GP	W	L	T	Pts	GF	GA	GDiff
#Minnesota (28-13-1)	32	21	10	1	43	129	94	+35
#North Dakota (31-10-2)	32	21	10	1	43	137	105	+32
St. Cloud State (23-13-4)	32	18	10	4	40	127	105	+22
Denver (24-13-4)	32	17	11	4	38	127	99	+28
Colorado College (25-15-4)	32	17	11	4	38	121	107	+14
Minn-Duluth (18-16-4)	32	15	13	4	34	115	111	+4
Wisconsin (15-21-2)	32	15	15	2	32	115	115	even
Alaska-Anchorage (9-23-4)	32	7	21	4	18	75	109	-34
No. Michigan (13-24-3)	32	9	21	2	20	78	127	-49
Michigan Tech (8-27-4)	32	5	23	4	14	81	133	-52

Friday, October 17
 Maine @ Minnesota
 AK-Fairbanks @ AK-Anchorage
 Calgary @ Colorado College (exh)
 Michigan Tech @ No. Michigan
 Notre Dame @ St. Cloud State
 Mankato State @ Minn-Duluth

Saturday, October 18
 Maine @ Minnesota
 AK-Anchorage @ AK-Fairbanks
 Calgary @ Denver (exh)
 No. Michigan @ Michigan Tech
 Notre Dame @ St. Cloud State
 Mankato State @ Minn-Duluth

Sunday, October 19
 Manitoba @ North Dakota (exh)

OTHER POINTS OF NOTE

Injury Report: Sophomore F Cory Miller (Bloomington, Minn.) will resume skating this week and hopes to be available for duty this weekend. Freshman D Dylan Mills (Duluth, Minn.) is recovering from a hip flexor and should be ready for this weekend.

Coach Woog: Minnesota Head Coach Doug Woog has produced unparalleled numbers as the man behind the Golden Gopher bench over the last 12 seasons. Entering this season, Woog has a career record of 357-146-31 (.698) overall and a WCHA mark of 258-100-29 (.704). Minnesota has appeared in the NCAA Tournament in each of Woog's 12 seasons and have finished first or second in the WCHA in 11 of his 12 campaigns.

Woog On The Air: WCCO-AM (830) with Moose Miller, Mondays and Fridays at 5:35 p.m. KSTP-AM (1500) with Pat Reusse and Joe Soucheray, Saturday mornings at 11 a.m., Mondays at a to be determined time, and the postgame show after each game. KARE-TV (Ch. 11) Gopher Sports Extra on selected Saturdays during the season.

KSTP-AM 1500 Returns As Golden Gopher Radio Home: KSTP-AM 1500 is back as the Golden Gophers' official radio home for the 1997-98 season. Dan Terhaar calls the action with former Golden Gopher and North Stars head coach Glen Sonmor handling color commentary. KSTP's Robb Leer offers pregame, intermission and postgame interviews. KSTP-AM 1500 is slated to cover all Golden Gopher games during the 1997-98 season.

MSC To Broadcast 28 Regular-Season Games In 1997-98: Midwest Sports Channel will broadcast 28 Golden Gopher hockey regular-season games in 1997-98, including the College Hockey Showcase and the Dodge/Mariucci Classic in addition to the 1998 WCHA Final Five. Frank Mazzocco (play-by-play) and Tom Reid (analyst) will once again handle the broadcast duties. Ryan Lefebvre will anchor the pregame show and conduct the between period broadcast. MSC's pregame lineup for Golden Gopher hockey will include the "Doug Woog Show" one hour before game time, and MSC Sports Connection, which will air one half-hour before game time.

Everybody's Gone Surfin': Check out the Golden Gopher Men's Athletics Home Page on the World Wide Web at www.gophersports.com for the latest information on all Golden Gopher sports teams. Press releases, rosters, player information and statistics are some of the items to be found while browsing on Goldie's information super highway.

Golden Gopher Draftees: A total of eight Golden Gophers have been drafted by NHL organizations. A listing of players drafted and the respective organization follows: Mike Anderson--Washington; Reggie Berg--Toronto; Ben Clymer--Boston; Jason Godbout--Pittsburgh; Casey Hankinson--Chicago; Ryan Kraft--San Jose; Aaron Miskovich--Colorado; Wyatt Smith--Phoenix

Friday Nights At Mariucci: This season Friday night home games at Mariucci Arena will begin at 7:35 p.m., with Saturday night home contests slated to begin at 7 p.m. The change was made on Fridays to aid the later arriving crowd.

Minnesota Swept A Road Series:
 January 24-25, 1997 @ Michigan Tech
 (5-2, 8-4)

Minnesota Was Swept In A Road Series:
 January 31-February 1, 1997 @ North Dakota
 (6-4, 6-2)

Minnesota Swept A Home Series: March 7-8, 1997 vs. Alaska-Anchorage (8-2, 5-1)

Minnesota Was Swept In A Home Series:
 December 10-11, 1994 vs. Denver
 (4-3, 3-2)

Minnesota Shut Out An Opponent: February 22, 1997 @ Colorado College (Steve DeBus, 3-0)

An Opponent Shut Out Minnesota: March 4, 1995 @ St. Cloud State (3-0)

Minnesota Player Scored A Hat Trick: March 1, 1997 (Ryan Kraft, 7-3 Minnesota win)

Minnesota Player Scored A Natural Hat Trick:
 December 30, 1994 @ Mariucci Arena vs. Yale
 (Ryan Kraft, 6-2 Minnesota win)

An Opponent Scored A Hat Trick: February 1, 1997 @ North Dakota (Jason Blake, 6-2 Minnesota loss)

Minnesota Player Scored Four Goals In A Game: November 9, 1996 vs. North Dakota (Casey Hankinson, 10-6 Minnesota win)

Minnesota Had 50 or More Shots On Goal In A Game: March 14, 1997 vs. St. Cloud State at WCHA Final Five (52 shots, 5-4 Minnesota overtime win)

Opponent Had 50 or More Shots On Goal In A Game: January 31, 1997 @ North Dakota (51 shots, 6-4 Minnesota loss)

Minnesota Player Scored A Shorthanded Goal: January 25, 1997 @ Michigan Tech (Ben Clymer, 8-4 Minnesota win)

Minnesota Won In Overtime: March 14, 1997 vs. St. Cloud State at WCHA Final Five (5-4)

Minnesota Lost In Overtime: March 15, 1997 vs. North Dakota at WCHA Final Five (4-3)

Minnesota Tied In Overtime: February 21, 1997 @ Colorado College (3-3)

Minnesota Scored 10 Goals Or More In A Game: November 9, 1996 vs. North Dakota (10-6 Minnesota win)

Opponent Scored 10 Goals Or More In A Game: January 30, 1993 @ Michigan Tech (10-2 Minnesota loss)

SLAPSHOTS

Team Notes

Minnesota Season Openers Under Woog

Date	Opponent	Result
10/18/96	Colorado College	W 5-2
10/13/95	@ Michigan Tech	W 4-2
10/21/94	@ Minnesota-Duluth	W 5-4
10/15/93	@ Colorado College	L 7-3
10/23/92	North Dakota	L 8-4
10/18/91	@ Minnesota-Duluth	W 7-3
10/12/90	@ St. Cloud State	T 3-3
10/20/89	@ Minnesota-Duluth	L 9-6
10/14/88	@ Wisconsin	W 3-2 (ot)
10/9/87	@ Colorado College	W 4-3
10/10/86	@ Colorado College	W 7-6
10/18/85	Michigan Tech	W 3-0

√ Doug Woog is 8-3-1 in season openers in his 12 years as a head coach

√ Friday marks the first time in Woog's tenure and the first time since the 1983-84 season (Illinois-Chicago) that the Golden Gophers have opened the regular season against a non-conference opponent.

√ This weekend will be just the fifth time in Woog's tenure that Minnesota has opened the season at home

√ Minnesota is 3-0-1 in four home openers in the new Mariucci Arena

√ The Golden Gophers are 46-28-2 in 76 season openers; 8-3-1 in Doug Woog's 12 seasons as head coach.

√ Minnesota is 64-5-2 (.915) the last three seasons when leading after two periods

√ The Golden Gophers scored 18 PPGs in the season's final 11 games and held opponents to just four power-play goals in the final nine contests of last season

√ Minnesota outshot its opponents 452-293 in the final 11 games of the season (team record 8-2-1), had at least 36 shots on goal in 12 of its last 14 games and had double-digit shots on goal totals in 32 of its last 38 regulation periods played in 1996-97

√ Minnesota outscored its opponents by a whopping 61-35 margin in the first period last season. The team is 47-8-2 (.842) over the last two seasons when scoring first

√ Minnesota led the WCHA in both penalty-killing and power-play efficiency last season

Individual Notes

#7 Ryan Kraft

Sr., 5-9, 190, Moorhead, Minn.

- √ Third-team All-WCHA selection
- √ Led the Golden Gophers in goals (25) and was second in total points (46) last season
- √ Only player in the league to win WCHA Offensive Player of the Week honors three times last season
- √ Team was 14-2-0 when he scored a goal
- √ Squad is 21-2-0 in Kraft's 23 multiple-point games over the last two seasons

#8 Brett Abrahamson

Sr., 5-11, 189, Oakdale, Minn.

- √ Led Golden Gopher skaters last season with a +18 rating

#9 Casey Hankinson

Sr., 6-1, 202, Edina, Minn.

- √ Will captain the team for the second consecutive season, becoming the first Golden Gopher since Allan Opsahl (1944-45; 1945-46; 1946-47) to lead the team in more than one season
- √ Scored 15-21-36 in Minnesota's 28 wins and 2-3-5 in the 13 losses and a tie
- √ Scored an NCAA season-high four goals and six points in a 10-6 win over North Dakota (11/9/96)

#10 Mike Anderson

Jr., 6-1, 200, Bloomington, Minn.

- √ More than doubled his point production from his freshman to sophomore seasons while cutting down on his penalty and penalty minute totals
- √ Scored 18 of his 20 points in Minnesota wins last season
- √ Scored Minnesota's second goal in Friday's exhibition loss to Michigan

#11 Dave Spehar

So., 5-7, 185, Duluth, Minn.

- √ Led all WCHA freshmen in scoring last season (15-15-30) in league games
- √ Named to the league's All-Rookie Team
- √ Led the team with five game-winning goals and tied for the team lead with 11 power-play goals

#17 Wyatt Smith

Jr., 5-11, 197, Warroad, Minn.

- √ Scored a point in 14 of his last 19 games and lit the lamp for goals in 11 of his last 19 contests
- √ Had totals of 6-7-13 in his last 10 games and 12-11-23 in his last 19 contests

#19 Reggie Berg

Jr., 5-11, 182, Anoka, Minn.

- √ Ranked fourth on the squad last season with 112 shots on goal
- √ Had totals of 9-24-33 in Minnesota wins and ties and just 2-2-4 in Minnesota losses
- √ Team was undefeated (8-0-0) in Berg's eight multiple-point games last season

#22 Ben Clymer

So., 6-1, 200, Bloomington, Minn.

- √ Had totals of 6-6-12 in his last 11 games
- √ Drafted in the second round (27th overall pick) by the Boston Bruins in last June's NHL Draft—the highest American collegiate player taken

#34 Steve DeBus

Sr., 5-9, 177, Rochester, Minn.

- √ All-WCHA first team selection
- √ Led the WCHA in wins (18) and minutes played (1675:23), was second in shutout periods (32) and was fourth in GAA (3.08) and saves (705) in league games
- √ Allowed two or less goals in 16 outings
- √ Ranks among Minnesota's all-time goaltenders in goals-against average (3.05, third) and saves percentage (.891, fifth)

Last Time vs. Maine

MAINE	6
MINNESOTA	2
Worcester Centrum	March 27, 1993
NCAA Quarterfinals	

Scoring	1	2	3	OT	F
Minnesota	0	1	1	-	2
Maine	2	2	2	-	6

1ST PERIOD — Maine: Montgomery (Kariya, Ingraham), 4:54, ppg; Maine: Ims (Ingraham), 7:18, ppg.
 2ND PERIOD — Minn: Brink (McHugh), 3:13, ppg; Maine: Montgomery (Kariya, Ingraham), 11:06; Maine: Kariya (Montgomery), 13:30, shg.
 3RD PERIOD — Maine: Martin (Montgomery), 5:17, ppg; Minn: Bell (Hendrickson, Means), 8:02, ppg; Maine: Tomberlin (Martin, Montgomery), 15:06, ppg.

Shots on Goal: Minnesota 9-12-12--33
 Maine 9-14-7--30
Power Plays: Minnesota 2-8, Maine 4-6
Goalies: Minnesota: Callinan (30 shots, 24 sv)
 Newman (0 shots, 0 sv)
 Maine: Dunham (33 shots, 31 sv)
 Hirsch (0 shots, 0 sv)
Pen: Minnesota 10-20, Maine 12-24
Att: 12,045 (sellout)

TEAM SEASON HIGHS/LOWS

MOST GOALS/GAME	(10) 11/9 vs. North Dakota
LEAST GOALS/GAME	(1) 10/19 vs. CC; 11/1 @ Wis.; 11/23 @ NMU
MOST ASSISTS/GAME	(16) 11/9 vs. North Dakota
LEAST ASSISTS/GAME	(0) 11/1 @ Wisconsin
MOST GOALS AGAINST/GAME	(8) 2/14 vs. UMD
LEAST GOALS AGAINST/GAME	(0) 11/16 & 11/17 vs. Michigan Tech
MOST ASSISTS AGAINST/GAME	(12) 2/1 @ North Dakota
LEAST ASSISTS AGAINST/GAME	(0) 11/16 & 11/17 vs. Michigan Tech
MOST GOALS/PERIOD	(6) 3rd, 3/1 vs. Wisconsin
MOST GOALS AGAINST/PERIOD	(5) 2nd, 10/25 @ UMD; 3rd, 2/1 @ UND; 2nd, 2/14 vs. UMD
MOST SHOTS ON GOAL/GAME	(62) 2/28 vs. Wisconsin
LEAST SHOTS ON GOAL/GAME	(21) 11/1 @ Wisconsin
MOST SHOTS AGAINST/GAME	(51) 1/31 @ North Dakota
LEAST SHOTS AGAINST/GAME	(11) 11/16 vs. Michigan Tech
MOST SHOTS ON GOAL/PERIOD	(25) 1st, 2/28 vs. Wisconsin
MOST SHOTS AGAINST/PERIOD	(21) 1st, 1/31 @ North Dakota
MOST PENALTIES/GAME	(22) 1/11 vs. Denver
LEAST PENALTIES/GAME	(3) 2/28 vs. Wisconsin; 3/7 vs. Alaska-Anchorage; 3/15 vs. UND
MOST PIM/GAME	(77) 11/2 @ Wisconsin
LEAST PIM/GAME	(6) 2/28 vs. Wisconsin; 3/7 vs. Alaska-Anchorage; 3/15 vs. UND
MOST OPP. PENALTIES/GAME	(21) 1/11 vs. Denver
LEAST OPP. PENALTIES/GAME	(2) 3/7 vs. Alaska-Anchorage
MOST OPP. PIM/GAME	(57) 11/2 @ Wisconsin
LEAST OPP. PIM/GAME	(4) 3/7 vs. Alaska-Anchorage

Minnesota's Record When In 1996-97

Overall Record	28-13-1
WCHA Record	21-10-1
Home Record	16-4-0
Road Record	9-6-1
Neutral Site Record	3-3-0
Last 20 Games	13-6-1
Last 10 Games	7-2-1
Last 5 Games	3-2-0
Power Play	55 of 201 (.274)
Penalty Kill	180 of 212 (.849)
Scoring A Power-Play Goal	23-7-1
Not Scoring A Power-Play Goal	5-6-0
Allowing A Power-Play Goal	11-10-1
Not Allowing A Power-Play Goal	17-3-0
Scoring A Short-Handed Goal	6-0-0
Allowing A Short-Handed Goal	3-3-0
Penalties/Avg. Per Game	396/9.4
Penalty Minutes/Avg. Per Game	986/23.5
10 Or More Penalties	10-7-0
Less Than 10 Penalties	18-6-1
More Penalties Than Opponent	14-8-1
Less Penalties Than Opponent	13-3-0
Same Amount Of Penalties	1-2-0

In One-Goal Games	7-5-0
In Two-Goal Games	3-2-0
In Three-Goal or More Games	18-6-0
In Overtime Games	2-3-1
Scoring 4 or More Goals	23-4-0
Scoring 3 or More Goals	27-8-1
Scoring 2 or Less Goals	1-5-0
Allowing 4 or More Goals	5-10-0
Allowing 3 or Less Goals	23-3-1

Scoring First	23-5-0
Opponents Score First	5-8-1
Leading After One Period	21-3-0
Trailing After One Period	3-6-0
Tied After One Period	4-4-1
Leading After Two Periods	22-2-0
Trailing After Two Periods	3-9-1
Tied After Two Periods	3-2-0

Having 10-19 Shots On Goal	0-0-0
Having 20-29 Shots On Goal	7-6-0
Having 30-39 Shots On Goal	12-7-0
Having 40 or more Shots On Goal	9-0-1
Allowing 10-19 Shots On Goal	3-1-0
Allowing 20-29 Shots On Goal	18-5-1
Allowing 30-39 Shots On Goal	6-4-0
Allowing 40 or more Shots On Goal	1-3-0
Outshooting Opponent	21-5-1
Opponent Outshoots Minnesota	6-8-0
Shots Are Even	1-0-0

October	2-2-0
November	7-3-0
December	3-1-0
January	6-3-0
February	5-2-1
March	5-2-0
First Game Of A League Series	11-5-1
Second Game Of A League Series	12-5-0
Series Record	8-1-8
Games Following A Win	18-9-1
Games Following A Loss	8-4-0
Games Following A Tie	1-0-0

MULTIPLE-POINT GAMES

Player(games)	Last Time	Record
Crowley (16)	3/22 vs. MSU (1g, 1a)	14-1-1
Kraft (12)	3/14 vs. SCSU (1g, 1a)	11-1-0
Rasmussen (10)	3/23 vs. MICH (2g)	7-3-0
Hankinson (9)	3/23 vs. MICH (1g, 1a)	7-2-0
Berg (8)	3/22 vs. MSU (2a)	8-0-0
LaFleur (8)	3/14 vs. SCSU (2g, 1a)	7-1-0
Spehar (7)	2/15 vs. UMD (2g, 1a)	6-1-0
Clymer (6)	3/7 vs. UAA (1g, 1a)	6-0-0
Smith (6)	3/7 vs. UAA (1g, 1a)	4-1-1
Hendrickson (4)	3/15 vs. UND (1g, 1a)	3-1-0
Kohn (4)	2/21 @ CC (2a)	3-0-1
Anderson (3)	2/15 vs. UMD (1g, 1a)	3-0-0
Pagel (3)	1/31 @ UND (2a)	1-2-0
Checco (2)	12/27 vs. BC (2a)	2-0-0
N. Miller (2)	12/27 vs. BC (1g, 1a)	2-0-0
Woog (2)	11/30 vs. MSU (2a)	2-0-0
J. Godbout (1)	3/7 vs. UAA (2a)	1-0-0
Lyons (1)	11/9 vs. UND (1g, 1a)	1-0-0

Players in bold are 1997-98 returnees

DID YOU KNOW...

The University of Minnesota hockey program opens its 77th season (76th year) with an all-time record of 1,288-712-104 (.637) • Mike Crowley ended his Golden Gopher career one point shy of being the school's all-time record holder for points by a defenseman (157). Todd Richards holds the record with 158 (1985-89) • Crowley became the 21st member of the school's 150-Point Club • Dave Spehar last season became only the seventh player in school history to score 20 or more goals as a freshman.

WCHA WEEKLY HONORS

OFFENSIVE PLAYER OF THE WEEK

November 11	Casey Hankinson
January 6	Ryan Kraft
January 27	Mike Crowley
February 10	Ryan Kraft
March 3	Ryan Kraft

DEFENSIVE PLAYER OF THE WEEK

November 18	Erik Day
January 6	Mike Crowley

ROOKIE OF THE WEEK

November 18	Erik Day
January 27	Ben Clymer
February 17	Dave Spehar

AND FINALLY...

Golden Gophers Open WCHA Slate
Next Weekend: Minnesota opens the WCHA portion of the 1997-98 season next weekend in Duluth as they tangle with the University of Minnesota-Duluth Bulldogs. The Bulldogs finished last season with an overall record of 18-16-4 and a WCHA mark of 15-13-4 (6th). It marks the third time in the last four seasons that the Maroon and Gold's first conference road trip has been to the North Shore of Duluth. The Golden Gophers will return to Mariucci Arena on Oct. 31-Nov. 1 as they host defending NCAA Champion North Dakota. Minnesota will play three of their first four conference series this season on the road.

University of Minnesota
1996-97 Men's Ice Hockey Statistics
Record: 28-13- 1/21-10- 1 WCHA

Golden Gophers	GP/ GS	G	A	Pts +/-	Sht	Sht %	Pen/	Min	PP	SH	EN	GW	GT	HT
Mike Crowley	42/ 39	9	47	56	8	157	5.7	12/ 24	4	0	0	2	0	0
Ryan Kraft	42/ 20	25	21	46	9	137	18.2	13/ 37	11	0	1	2	0	2
Casey Hankinson	42/ 16	17	24	41	8	120	14.2	26/ 79	7	0	0	2	0	1
Dave Spehar	40/ 9	20	17	37	8	93	21.5	15/ 30	11	0	0	5	0	0
Reggie Berg	38/ 13	11	26	37	15	112	9.8	20/ 48	3	0	2	1	0	0
Brian La Fleur	30/ 18	12	21	33	17	81	14.8	12/ 35	4	1	0	2	0	0
Wyatt Smith	38/ 16	16	14	30	5	95	16.8	18/ 44	3	1	1	4	1	0
Erik Rasmussen	34/ 24	15	12	27	1	110	13.6	44/ 123	6	1	1	2	0	1
Mike Anderson	42/ 8	9	11	20	-3	64	14.1	19/ 46	1	0	0	0	0	0
Ben Clymer	29/ 3	7	13	20	12	59	11.9	28/ 64	3	1	0	1	0	1
Dan Woog	41/ 1	4	13	17	12	34	11.8	15/ 30	0	0	0	0	0	0
Dan Hendrickson	42/ 5	5	11	16	2	56	8.9	24/ 72	0	1	0	1	0	0
Bill Kohn	42/ 21	5	10	15	-8	61	8.2	40/ 80	2	0	0	1	0	0
Nate Miller	40/ 6	5	9	14	7	51	9.8	14/ 36	0	0	0	3	0	0
Nick Checco	41/ 6	5	9	14	0	68	7.4	14/ 28	0	0	0	1	0	0
Brett Abrahamson	35/ 2	5	8	13	18	34	14.7	20/ 48	0	0	0	1	0	0
Jason Godbout	42/ 2	2	9	11	9	51	3.9	19/ 46	0	1	0	0	0	0
Rico Pagel	29/ 0	5	5	10	7	35	14.3	6/ 12	0	0	0	0	0	0
Mike Lyons	32/ 0	1	5	6	4	19	5.3	23/ 68	0	0	0	0	0	0
Brent Godbout	15/ 0	0	2	2	2	6	0.0	1/ 2	0	0	0	0	0	0
Cory Miller	11/ 1	1	0	1	1	13	7.7	0/ 0	0	0	0	0	0	0
Steve DeBus	38/ 38	0	1	1	22	1	0.0	0/ 0	0	0	0	0	0	0
Team	42/ 0	0	0	0	0	0	0.0	4/ 16	0	0	0	0	0	0
Erik Day	5/ 4	0	0	0	4	0	0.0	0/ 0	0	0	0	0	0	0
Ryan Trebil	8/ 0	0	0	0	0	5	0.0	4/ 8	0	0	0	0	0	0
Tom Nevers	1/ 0	0	0	0	0	3	0.0	0/ 0	0	0	0	0	0	0
Willy Marvin	4/ 0	0	0	0	0	0	0.0	0/ 0	0	0	0	0	0	0
Golden Gophers	42/ 42	179	288	467		1465	12.2	396/ 986	55	6	5	28	.1	5
Opponents	42/ 42	128	193	321		1170	10.9	387/ 941	32	8	3	13	0	2

Bench Penalties: Golden Gophers 5 (10 Minutes); Opponents 4 (8 Minutes)
Power Play: Golden Gophers 55/201 (27.4%); Opponents 32/212 (15.1%);

Goaltending Statistics

Golden Gophers	GP/ GS	Min	GAA	W	L	T	EN	Sho	GA	Sv	Sv %
Erik Day	5 / 4	240:27	1.00	3	1	0	0	2	4	86	.956
Steve DeBus	38/ 38	2283:05	3.15	25	12	1	0	1	120	953	.888
Willy Marvin	4 / 0	13:13	4.54	0	0	0	0	0	1	3	.750
Golden Gophers	42/ 42	2536:45	2.96	28	13	1	3	3	125	1042	.893
Opponents	42/ 42	2536:12	4.12	13	28	1	5	0	174	1286	.881

Statistics by Period

Goals	1	2	3	OT	Tot	Penalties	1	2	3	OT	Tot
Golden Gophers	61	53	63	2	179	Golden Gophers	113	154	129	0	396
Opponents	35	48	42	3	128	Opponents	122	125	140	0	387
Shots	1	2	3	OT	Tot	Penalty Minutes	1	2	3	OT	Tot
Golden Gophers	496	466	484	191	1465	Golden Gophers	253	397	336	0	986
Opponents	396	410	357	71	1170	Opponents	252	317	372	0	941

University of Minnesota
1996-97 Men's Ice Hockey Statistics
Record: 28-13- 1/21-10- 1 WCHA

Date	Opponent	Score	Record	Site	Attend	Goaltender of Record	
10/18	*Colorado College	W 5- 2	1- 0	H Mariucci Arena	9856	Steve DeBus	1- 0- 0
10/19	*Colorado College	1- 2 L	1- 1	H Mariucci Arena	9832	Steve DeBus	1- 1- 0
10/25	*Minnesota-Duluth	4- 7 L	1- 2	A Duluth, Minn.	5408	Steve DeBus	1- 2- 0
10/26	*Minnesota-Duluth	W 4- 3	2- 2	A Duluth, Minn.	5408	Steve DeBus	2- 2- 0
11/ 1	*Wisconsin	1- 3 L	2- 3	A Madison, Wis.	8100	Steve DeBus	2- 3- 0
11/ 2	*Wisconsin	W 6- 1	3- 3	A Madison, Wis.	8100	Steve DeBus	3- 3- 0
11/ 8	*North Dakota	W 3- 2	4- 3	H Mariucci Arena	9853	Steve DeBus	4- 3- 0
11/ 9	*North Dakota	W 10- 6	5- 3	H Mariucci Arena	9812	Steve DeBus	5- 3- 0
11/16	*Michigan Tech	W 3- 0	6- 3	H Mariucci Arena	9834	Erik Day	1- 0- 0
11/17	*Michigan Tech	W 3- 0	7- 3	H Mariucci Arena	9842	Erik Day	2- 0- 0
11/22	*Northern Michigan	W 5- 2	8- 3	A Marquette, Mich.	2427	Erik Day	3- 0- 0
11/23	*Northern Michigan	1- 2 L	8- 4	A Marquette, Mich.	2497	Erik Day	3- 1- 0
11/29	Michigan	3- 4 L OT	8- 5	N Detroit, Mich. (JLA)	11269	Steve DeBus	5- 4- 0
11/30	Michigan State	W 5- 3	9- 5	N Detroit, Mich. (JLA)	12138	Steve DeBus	6- 4- 0
12/14	*St. Cloud State	W 4- 1	10- 5	A St. Cloud, Minn.	6705	Steve DeBus	7- 4- 0
12/15	*St. Cloud State	3- 4 L OT	10- 6	H Mariucci Arena	9834	Steve DeBus	7- 5- 0
12/27	Boston College	W 4- 2	11- 6	H Mariucci Arena	9845	Steve DeBus	8- 5- 0
12/28	Miami University	W 7- 4	12- 6	H Mariucci Arena	9820	Steve DeBus	9- 5- 0
1/ 3	*Alaska-Anchorage	W 4- 1	13- 6	A Anchorage, Alaska	5901	Steve DeBus	10- 5- 0
1/ 4	*Alaska-Anchorage	W 6- 2	14- 6	A Anchorage, Alaska	5984	Steve DeBus	11- 5- 0
1/10	*Denver	W 3- 2 OT	15- 6	H Mariucci Arena	9844	Steve DeBus	12- 5- 0
1/11	*Denver	2- 5 L	15- 7	H Mariucci Arena	9816	Steve DeBus	12- 6- 0
1/17	*St. Cloud State	2- 5 L	15- 8	A St. Cloud, Minn.	7051	Steve DeBus	12- 7- 0
1/18	*St. Cloud State	W 6- 4	16- 8	H Mariucci Arena	9843	Steve DeBus	13- 7- 0
1/24	*Michigan Tech	W 5- 2	17- 8	A Houghton, Mich.	2041	Steve DeBus	14- 7- 0
1/25	*Michigan Tech	W 8- 4	18- 8	A Houghton, Mich.	2140	Steve DeBus	15- 7- 0
1/31	*North Dakota	4- 6 L	18- 9	A Grand Forks, ND	6067	Steve DeBus	15- 8- 0
2/ 1	*North Dakota	2- 6 L	18-10	A Grand Forks, ND	6067	Steve DeBus	15- 9- 0
2/ 7	*Northern Michigan	W 4- 3	19-10	H Mariucci Arena	9824	Steve DeBus	16- 9- 0
2/ 8	*Northern Michigan	W 2- 1	20-10	H Mariucci Arena	9827	Steve DeBus	17- 9- 0
2/14	*Minnesota-Duluth	4- 8 L	20-11	H Mariucci Arena	9819	Steve DeBus	17-10- 0
2/15	*Minnesota-Duluth	W 7- 1	21-11	H Mariucci Arena	9886	Steve DeBus	18-10- 0
2/21	*Colorado College	3- 3 T OT	21-11- 1	A Colorado Sprgs, Colo	3019	Steve DeBus	18-10- 1
2/22	*Colorado College	W 3- 0	22-11- 1	A Colorado Sprgs, Colo	2984	Steve DeBus	19-10- 1
2/28	*Wisconsin	W 4- 3	23-11- 1	H Target Center	18330	Steve DeBus	20-10- 1
3/ 1	*Wisconsin	W 7- 3	24-11- 1	H Mariucci Arena	9849	Steve DeBus	21-10- 1
3/ 7	Alaska-Anchorage	W 8- 2	25-11- 1	H Mariucci Arena	9801	Steve DeBus	22-10- 1
3/ 8	Alaska-Anchorage	W 5- 1	26-11- 1	H Mariucci Arena	9825	Steve DeBus	23-10- 1
3/14	St. Cloud State	W 5- 4 OT	27-11- 1	N St. Paul Civic Ctr	14013	Steve DeBus	24-10- 1
3/15	North Dakota	3- 4 L OT	27-12- 1	N St. Paul Civic Ctr	14317	Steve DeBus	24-11- 1
3/22	Michigan State	W 6- 3	28-12- 1	N Grand Rapids, Mich.	8276	Steve DeBus	25-11- 1
3/23	Michigan	4- 7 L	28-13- 1	N Grand Rapids, Mich.	8926	Steve DeBus	25-12- 1

*-WCHA Game

Record	W	L	T	Pct	Attendance #	Total	Avg
All Games	28	13	1	.679	Home	20	205192
WCHA	21	10	1	.672	Away	16	79899
Home	16	4	0	.800	Neutral	6	68939
Away	9	6	1	.594	Total	42	354030
Neutral	3	3	0	.500			8429
Ahead After 1 Period	21	3	0	.875			
Behind After 1 Period	3	6	0	.333			
Tied After 1 Period	4	4	1	.500			
Ahead After 2 Periods	22	2	0	.917			
Behind After 2 Periods	3	9	1	.269			
Tied After 2 Periods	3	2	0	.600			
Score First	23	5	0	.821			

GOLDEN GOPHER HOCKEY

Weekly Release & Notes/October 20, 1997

University of Minnesota Men's Athletics
Media Relations Office
Phone: 612.625.4090 • Fax: 612.625.0359
<http://www.gophersports.com>
Hockey Contact: Brad Ruitter

Minnesota (1-1-0, 0-0-0) at UMD (1-1-0, 0-0-0)

Friday, October 24 7 p.m. DECC Duluth, Minn.
Saturday, October 25 7 p.m. DECC Duluth, Minn.

Series Information

Minnesota leads 100-53-9
Last 10 games - Minnesota leads 8-2-0
First meeting - 12/13/52, MN 14-2
Last meeting - 2/15/97, MN 7-1
Minnesota's longest win streak - 12
Minnesota-Duluth's longest win streak - 4
'90s - MN 22-8-2
'80s - MN 27-21-3
'70s - MN 30-15-3
'60s - MN 19-9-1
'50s - MN 1-0-0
Exhibition games - MN 1-0-0

Golden Gophers Last Weekend:

Minnesota opened the 1997-98 season with a split of a nonconference weekend series against the Maine Black Bears. The perennial Hockey East power dominated action Friday night, winning 6-1 before a much better effort from the Maroon and Gold resulted in a 3-2 victory for the home team on Saturday evening.

Bulldogs Last Weekend: The University of Minnesota-Duluth dropped the puck on the 1997-98 season last weekend as well, splitting a pair of games with the Mankato State Mavericks at the DECC in Duluth. MSU won a 2-1 game on Friday before the Bulldogs responded with a 7-6 win on Saturday.

Series Notes: Minnesota leads the series 11-7-1 in games played in the month of October • Doug Woog is 44-13-2 (.763) in 59 career games against the Bulldogs • Minnesota has killed 74 of the last 79 (.937) UMD power-play attempts in a span covering the last three seasons • the Golden Gophers are 9-1-2 in 12 games decided by one goal or less in the '90s.

Last Season vs. Minnesota-Duluth: The two teams split four games last season. The Golden Gophers traveled to Duluth to open the road portion of their schedule (Oct. 25-26) last season, losing a 7-4 game before winning a 4-3 nailbiter the following evening. The Bulldogs came into Mariucci Arena last season (Feb. 14-15) and promptly handed Minnesota their biggest loss of the year (8-4) in the Friday

night tilt. The Golden Gophers responded by blasting UMD (7-1) in Saturday's rematch • on two occasions in four meetings last season (both UMD wins) the Bulldogs lit the lamp for five goals in the second period • 21 of the 38 combined goals scored in the series last year were tallied in the second period.

Team Comparisons (1997-98 season)

UMD	Record	Minn
1-1-0 (.500)		1-1-0 (.500)
0-0-0	Conf	0-0-0
3/17 (.176)	PP	1/10 (.100)
9/11 (.818)	PK	6/9 (.667)
4-4-2 (.500)	Last 10	7-3-0 (.700)
0-0-0	vs. Top 10	1-1-0 (.500)

Career Scoring vs. Minnesota-Duluth

Player (games)	G-A-Pts
Ryan Kraft (14)	8-11-19
Casey Hankinson (14)	4-5-9
Reggie Berg (8)	5-3-8
Wyatt Smith (8)	2-2-4
Jason Godbout (14)	0-4-4
Mike Anderson (8)	2-1-3
Dave Spehar (4)	2-1-3
Bill Kohn (4)	0-3-3
Brett Abrahamson (3)	1-0-1
Ben Clymer (4)	0-1-1

Career Scoring Notes: Kraft scored six (two goals, four assists) of his career points in the four games last season • Smith and Spehar each scored two goals last season • Berg added three assists as a sophomore to the five goals he scored against the Bulldogs as a freshman.

Steve DeBus Game-By-Game vs. UMD

Date	W/L	Min	GA	GAA	SV	SV%
2/15/97	W	60:00	1	1.00	20	.952
2/14/97	L	57:35	6	6.26	35	.854
10/26/96	W	60:00	3	3.00	22	.880
10/25/96	L	60:00	7	7.00	33	.825
1/13/96	W	60:00	1	1.00	32	.970
10/18/95	W	60:00	0	0.00	21	1.000
Totals	4-2-0	357:35	18	3.02	163	.901

Games in italics are at DECC

At DECC

3 games 2-1-0 180:00 10 3.33 76 .884

At Mariucci

3 games 2-1-0 177:35 8 2.70 87 .916

SCHEDULE/RESULTS

Oct. 10	*&vs. Michigan	L 3-2
Oct. 17	MAINE	L 6-1
Oct. 18	MAINE	W 3-2
Oct. 24	@Minn-Duluth	7 p.m.
Oct. 25	@Minn-Duluth	7 p.m.
Oct. 31	NORTH DAKOTA	7:30 p.m.
Nov. 1	NORTH DAKOTA	7 p.m.
Nov. 7	@Wisconsin	7:30 p.m.
Nov. 8	@Wisconsin	7 p.m.
Nov. 14	@Alaska-Anchorage	10 p.m.
Nov. 15	@Alaska-Anchorage	10 p.m.
Nov. 21	COLORADO COLLEGE	7:30 p.m.
Nov. 22	COLORADO COLLEGE	7 p.m.
Nov. 28	#@Michigan	6 p.m.
Nov. 30	#@Michigan State	1 p.m.
Dec. 19	ST. CLOUD STATE	7:30 p.m.
Dec. 20	@St. Cloud State	7 p.m.
Dec. 27	^NORTHEASTERN	7 p.m.
Dec. 28	^BROWN/NOTRE DAME	4/7 p.m.
Dec. 30	*HV-71	7 p.m.
Jan. 2	MANKATO STATE	7:30 p.m.
Jan. 3	MANKATO STATE	7 p.m.
Jan. 16	DENVER	7:30 p.m.
Jan. 17	DENVER	7 p.m.
Jan. 23	MINN-DULUTH	7:30 p.m.
Jan. 24	MINN-DULUTH	7 p.m.
Jan. 30	@Michigan Tech	6 p.m.
Jan. 31	@Michigan Tech	4 p.m.
Feb. 6	WISCONSIN	7:30 p.m.
Feb. 7	&WISCONSIN	7 p.m.
Feb. 13	@North Dakota	2 p.m.
Feb. 14	@North Dakota	2 p.m.
Feb. 20	ALASKA-ANCHORAGE	7:30 p.m.
Feb. 21	ALASKA-ANCHORAGE	7:30 p.m.
Feb. 27	@Colorado College	8:30 p.m.
Feb. 28	@Colorado College	8 p.m.
Mar. 6	@St. Cloud State	7 p.m.
Mar. 7	ST. CLOUD STATE	7 p.m.
Mar. 13-15	WCHA PLAYOFFS	TBA
Mar. 19-21	WCHA Final Five Milwaukee, Wis.	
Mar. 27-29	NCAA Regional Ann Arbor/Albany	
Apr. 2-4	NCAA Championships Boston	
*-Exhibition Game		^-Mariucci Classic
&-Target Center		#-College Hockey Showcase



SLAPSHOTS

Team Notes

Minnesota Road Openers Under Woog

Date	Opponent	Result
10/25/96	*@ Minnesota-Duluth	L 7-4
10/13/95	@ Michigan Tech	W 4-2
10/21/94	@ Minnesota-Duluth	W 5-4
10/22/93	@ Colorado College	L 7-3
10/30/92	@ Colorado College	W 4-3
10/18/91	@ Minnesota-Duluth	W 7-3
10/12/90	@ St. Cloud State	T 3-3
10/27/89	@ North Dakota	W 6-5
10/14/88	@ Wisconsin	W 3-2 (ot)
10/9/87	@ Colorado College	W 4-3
10/10/86	@ Colorado College	W 7-6
10/25/85	@ Minnesota-Duluth	W 4-2

√ Doug Woog is 9-1-1 in road season openers (*was suspended for the Golden Gopher-Bulldog series in Duluth last season)

√ The Golden Gophers did not score a PPG and lost Friday but scored on the power play on Saturday and won. Last season, Minnesota was 23-7-1 when scoring a power-play goal, and just 5-6-0 in games when failing to score with the man advantage.

√ Minnesota will play three of its first four conference series this season on the road

√ Minnesota has two-game totals of six penalties for 23 minutes in the third period while having just four penalties for eight minutes combined in the first two periods

√ The Golden Gophers are 65-5-2 (.917) the last three-plus seasons when leading after two periods

√ Friday's five-goal loss to Maine (6-1) was the largest goal-differential defeat for Minnesota in the new Mariucci Arena

√ Minnesota's 17 shots on goal in the opening frame in Saturday's win were more than they mustered in the last two periods combined (14)

√ Minnesota is 48-8-2 (.845) over the last two seasons when scoring first

√ Friday night's attendance figure of 9,866 was the second-largest crowd at the new Mariucci Arena. Only when 9,886 saw Minnesota's 4-3 win over UMD on Feb. 15, 1997 have the Golden Gophers had a bigger crowd at Mariucci

Individual Notes

#7 Ryan Kraft

Sr., 5-9, 190, Moorhead, Minn.

√ Assisted on a goal in each game last weekend vs. Maine

√ Was a +2 for the weekend vs. Maine

√ Only player in the league to win WCHA Offensive Player of the Week honors three times last season

√ Team was 14-2-0 when he scored a goal last season

√ Team is 21-2-0 in Kraft's 23 multiple-point games over the last two seasons

#9 Casey Hankinson

Sr., 6-1, 202, Edina, Minn.

√ Scored 15-21-36 in Minnesota's 28 wins and 2-3-5 in the 13 losses and a tie last season

#10 Mike Anderson

Jr., 6-1, 200, Bloomington, Minn.

√ Led all Minnesota players with eight shots on goal (seven in the first period) in Saturday's win vs. Maine and finished the weekend with 11 total shots on net. No other player had more than six shots on goal in the two-game series

√ Assisted on Saturday's game-winning goal by Rico Pagel

√ Has scored 19 of his last 21 points in Minnesota wins

√ More than doubled his point production from his freshman to sophomore seasons while cutting down on his penalty and penalty minute totals

#11 Dave Spehar

So., 5-7, 185, Duluth, Minn.

√ Opened the scoring in Saturday's win after assisting on Minnesota's lone goal in Friday's loss

√ Was a +1 in each of the games vs. Maine

√ Led the team with five game-winning goals last season and tied for the team lead with 11 power-play goals

#17 Wyatt Smith

Jr., 5-11, 197, Warroad, Minn.

√ Did not score in last weekend's series but was second on the team with six shots on goal and was singled out by the coaching staff for his good play in Friday's loss

#19 Reggie Berg

Jr., 5-11, 182, Anoka, Minn.

√ Had totals of 9-24-33 in Minnesota wins and ties and just 2-2-4 in Minnesota losses last season

#22 Ben Clymer

So., 6-1, 200, Bloomington, Minn.

√ Sat out Saturday's win after suffering a subluxation of his left shoulder in Friday's loss to Maine. He has commenced asserted shoulder rehabilitation and will miss the next three weeks of action

√ Led the team with five shots on goal in Friday's win

#24 Bill Kohn

Jr., 6-0, 192, Roseville, Minn.

√ Scored a goal in each of Minnesota's first two games, including the team's lone goal in the opener. Kohn's tally Friday night was the third straight season that a Minnesota defenseman has scored the regular-season opening goal. Senior D Jason Godbout scored Minnesota's first goal in each of the previous two campaigns

√ Led Minnesota defensemen with five shots on goal last weekend along with a +1 in the two-game series, and is a +5 in his last 16 games overall

#29 Rico Pagel

So., 5-11, 190, Bloomington, Minn.

√ Tallied the game-winning goal in Saturday's victory over Maine

#34 Steve DeBus

Sr., 5-9, 177, Rochester, Minn.

√ Required stitches to repair a cut above his knee and missed the first 4:55 of the third period in Saturday's win over Maine

√ Stopped 20 of the 22 shots he faced in Saturday's game

√ All-WCHA first team last season

#35 Erik Day

Fr. (MRS), 5-9, 205, Elk River, Minn.

√ Replaced DeBus for the first 4:55 of the third period Saturday, stopping both shots he faced

√ Lowered career goals-against average to 0.98 while raising his career saves percentage to .957

All-Time Record

Minnesota owns an all-time record of 1,289-713-104 (.637) in 76-plus seasons of hockey (2,106 games)

1996-97 WCHA STANDINGS/THIS WEEK'S SCHEDULE

The Last Time

Team (1996-97 Overall Record)	GP	W	L	T	Pts	GF	GA	GDiff
#Minnesota (28-13-1)	32	21	10	1	43	129	94	+35
#North Dakota (31-10-2)	32	21	10	1	43	137	105	+32
St. Cloud State (23-13-4)	32	18	10	4	40	127	105	+22
Denver (24-13-4)	32	17	11	4	38	127	99	+28
Colorado College (25-15-4)	32	17	11	4	38	121	107	+14
Minn-Duluth (18-16-4)	32	15	13	4	34	115	111	+4
Wisconsin (15-21-2)	32	15	15	2	32	115	115	even
Alaska-Anchorage (9-23-4)	32	7	21	4	18	75	109	-34
No. Michigan (13-24-3)	32	9	21	2	20	78	127	-49
Michigan Tech (8-27-4)	32	5	23	4	14	81	133	-52

#-1996-97 WCHA co-champions

Friday, October 24

Minnesota @ UMD
New Hampshire @ AK-Anchorage
Colorado College vs. St. Lawrence
Mankato State @ St. Cloud State

Saturday, October 25

Minnesota @ UMD
Michigan Tech @ Denver
New Hampshire @ AK-Anchorage
Colo. Coll. vs. Maine/St. Thomas
Mankato State @ St. Cloud State

Sunday, October 26

Michigan Tech @ Denver

OTHER POINTS OF NOTE

Injury Report: Sophomore D Ben Clymer (Bloomington, Minn.) will miss the next three weeks due to a subluxation of his left shoulder suffered in Friday's 6-1 loss to Maine. He was able to begin asserted rehabilitation exercises immediately. Senior G Steve DeBus (Rochester, Minn.) suffered a cut just above the knee which required three stitches during Saturday night's game. DeBus missed the first 4:55 of the third period while the cut was treated, and will not miss any ice time this week due to the injury.

Coach Woog: Minnesota Head Coach Doug Woog has produced unparalleled numbers as the man behind the Golden Gopher bench over the last 12 seasons. Entering Friday's game, Woog has a career record of 358-147-31 (.697) overall and a WCHA mark of 258-100-29 (.704). Minnesota has appeared in the NCAA Tournament in each of Woog's 12 seasons and has finished first or second in the WCHA in 11 of his 12 campaigns.

Woog On The Air: WCCO-AM (830) with Moose Miller, Mondays and Fridays at 5:35 p.m. KSTP-AM (1500) with Pat Reusse and Joe Soucheray, Saturday mornings at 11 a.m., Mondays at a to be determined time, and the postgame show after each game. KARE-TV (Ch. 11) Gopher Sports Extra on selected Saturdays during the season.

KSTP-AM 1500 Returns As Golden Gopher Radio Home: KSTP-AM 1500 is back as the Golden Gophers' official radio home for the 1997-98 season. Dan Terhaar calls the action with former Golden Gopher and North Stars head coach Glen Sonmor handling color commentary. KSTP's Robb Leer offers pregame, intermission and postgame interviews. KSTP-AM 1500 is slated to cover all Golden Gopher games during the 1997-98 season.

MSC To Broadcast 28 Regular-Season Games In 1997-98: Midwest Sports Channel will broadcast 28 Golden Gopher hockey regular-season games in 1997-98, including the College Hockey Showcase and the Dodge/Mariucci Classic in addition to the 1998 WCHA Final Five. Frank Mazzocco (play-by-play) and Tom Reid (analyst) will once again handle the broadcast duties. Ryan Lefebvre will anchor the pregame show and conduct the between period interviews. MSC's pregame lineup for Golden Gopher hockey will include the "Doug Woog Show" one hour before game time, and MSC Sports Connection, which will air one half-hour before game time.

Everybody's Gone Surfin': Check out the Golden Gopher Men's Athletics Home Page on the World Wide Web at www.gophersports.com for the latest information on all Golden Gopher sports teams. Press releases, rosters, player information and statistics are some of the items to be found while browsing on Goldie's information super highway.

Golden Gopher Draftees: A total of eight Golden Gophers have been drafted by NHL organizations. A listing of players drafted and the respective organization follows: Mike Anderson--Washington; Reggie Berg--Toronto; Ben Clymer--Boston; Jason Godbout--Pittsburgh; Casey Hankinson--Chicago; Ryan Kraft--San Jose; Aaron Miskovich--Colorado; Wyatt Smith--Phoenix

Minnesota Swept A Road Series:

January 24-25, 1997 @ Michigan Tech (5-2, 8-4)

Minnesota Was Swept In A Road Series:

January 31-February 1, 1997 @ North Dakota (6-4, 6-2)

Minnesota Swept A Home Series: March 7-8, 1997 vs. Alaska-Anchorage (8-2, 5-1)

Minnesota Was Swept In A Home Series:

December 10-11, 1994 vs. Denver (4-3, 3-2)

Minnesota Shut Out An Opponent: February 22, 1997 @ Colorado College (Steve DeBus, 3-0)

An Opponent Shut Out Minnesota: March 4, 1995 @ St. Cloud State (3-0)

Minnesota Player Scored A Hat Trick: March 1, 1997 (Ryan Kraft, 7-3 Minnesota win)

Minnesota Player Scored A Natural Hat Trick: December 30, 1994 @ Mariucci Arena vs. Yale (Ryan Kraft, 6-2 Minnesota win)

An Opponent Scored A Hat Trick: February 1, 1997 @ North Dakota (Jason Blake, 6-2 Minnesota loss)

Minnesota Player Scored Four Goals In A Game: November 9, 1996 vs. North Dakota (Casey Hankinson, 10-6 Minnesota win)

Minnesota Had 50 or More Shots On Goal In A Game: March 14, 1997 vs. St. Cloud State at WCHA Final Five (52 shots, 5-4 Minnesota overtime win)

Opponent Had 50 or More Shots On Goal In A Game: January 31, 1997 @ North Dakota (51 shots, 6-4 Minnesota loss)

Minnesota Player Scored A Shorthanded Goal: January 25, 1997 @ Michigan Tech (Ben Clymer, 8-4 Minnesota win)

Minnesota Won In Overtime: March 14, 1997 vs. St. Cloud State at WCHA Final Five (5-4)

Minnesota Lost In Overtime: March 15, 1997 vs. North Dakota at WCHA Final Five (4-3)

Minnesota Tied In Overtime: February 21, 1997 @ Colorado College (3-3)

Minnesota Scored 10 Goals Or More In A Game: November 9, 1996 vs. North Dakota (10-6 Minnesota win)

Opponent Scored 10 Goals Or More In A Game: January 30, 1993 @ Michigan Tech (10-2 Minnesota loss)

TEAM SEASON HIGHS/LOWS

MOST GOALS/GAME	(3) 11/18 vs. Maine
LEAST GOALS/GAME	(1) 11/17 vs. Maine
MOST ASSISTS/GAME	(5) 11/18 vs. Maine
LEAST ASSISTS/GAME	(2) 11/17 vs. Maine
MOST GOALS AGAINST/GAME	(6) 11/17 vs. Maine
LEAST GOALS AGAINST/GAME	(2) 11/18 vs. Maine
MOST ASSISTS AGAINST/GAME	(10) 11/17 vs. Maine
LEAST ASSISTS AGAINST/GAME	(2) 11/18 vs. Maine
MOST GOALS/PERIOD	(2) 1st, 11/18 vs. Maine
MOST GOALS AGAINST/PERIOD	(2) 1st, 2nd, & 3rd, 11/17 vs. Maine
MOST SHOTS ON GOAL/GAME	(32) 11/18 vs. Maine
LEAST SHOTS ON GOAL/GAME	(31) 11/17 vs. Maine
MOST SHOTS AGAINST/GAME	(38) 11/17 vs. Maine
LEAST SHOTS AGAINST/GAME	(24) 11/18 vs. Maine
MOST SHOTS ON GOAL/PERIOD	(17) 1st, 11/18 vs. Maine
MOST SHOTS AGAINST/PERIOD	(16) 1st, 11/17 vs. Maine
MOST PENALTIES/GAME	(5) 11/17 & 11/18 vs. Maine
LEAST PENALTIES/GAME	(5) 11/17 & 11/18 vs. Maine
MOST PIM/GAME	(21) 11/17 vs. Maine
LEAST PIM/GAME	(10) 11/18 vs. Maine
MOST OPP. PENALTIES/GAME	(6) 11/18 vs. Maine
LEAST OPP. PENALTIES/GAME	(5) 11/17 vs. Maine
MOST OPP. PIM/GAME	(12) 11/18 vs. Maine
LEAST OPP. PIM/GAME	(10) 11/17 vs. Maine

Minnesota's Record When In 1997-98

Overall Record	1-1-0
WCHA Record	0-0-0
Home Record	1-1-0
Road Record	0-0-0
Neutral Site Record	0-0-0
Last 20 Games (retro to 1996-97)	13-6-1
Last 10 Games (retro to 1996-97)	7-3-0
Last 5 Games (retro to 1996-97)	2-3-0
Power Play	1 of 10 (.100)
Penalty Kill	6 of 9 (.667)
Scoring A Power-Play Goal	1-0-0
Not Scoring A Power-Play Goal	0-1-0
Allowing A Power-Play Goal	1-1-0
Not Allowing A Power-Play Goal	0-0-0
Scoring A Short-Handed Goal	0-0-0
Allowing A Short-Handed Goal	0-1-0
Penalties/Avg. Per Game	10/5.0
Penalty Minutes/Avg. Per Game	31/15.5
10 Or More Penalties	0-0-0
Less Than 10 Penalties	1-1-0
More Penalties Than Opponent	0-0-0
Less Penalties Than Opponent	1-0-0
Same Amount Of Penalties	0-1-0

MULTIPLE-POINT GAMES

Player(games) Last Time Record

There were no Golden Gophers with multiple-point games last weekend vs. Maine

AND FINALLY...

Golden Gophers Return Home Next Weekend: Minnesota opens the WCHA home portion of the 1997-98 schedule next weekend at Mariucci Arena as it tangles with the defending NCAA Champion North Dakota Fighting Sioux. UND finished last season with an overall record of 31-10-2 and a WCHA mark of 21-10-1, sharing the regular season title with the Golden Gophers.

In One-Goal Games	1-0-0
In Two-Goal Games	0-0-0
In Three-Goal or More Games	0-1-0
In Overtime Games	0-0-0
Scoring 4 or More Goals	0-0-0
Scoring 3 or More Goals	1-0-0
Scoring 2 or Less Goals	0-1-0
Allowing 4 or More Goals	0-1-0
Allowing 3 or Less Goals	1-0-0
Scoring First	1-0-0
Opponents Score First	0-1-0
Leading After One Period	1-0-0
Trailing After One Period	0-1-0
Tied After One Period	0-0-0
Leading After Two Periods	1-0-0
Trailing After Two Periods	0-1-0
Tied After Two Periods	0-0-0

DID YOU KNOW...

Senior F Casey Hankinson (Edina, Minn.) will captain the Golden Gophers for the second consecutive season in 1997-98, becoming the first Maroon and Gold player since Allan Opsahl (1944-45; 1945-46; 1946-47) to lead the team in more than one season • only three current Golden Gophers have played in more than 100 career games (Kraft, 129; Hankinson, 116; Godbout, 115) • senior F Ryan Kraft (Moorhead, Minn.) notched his 80th career assist in Saturday's game • Kraft is just 19 points shy of becoming the 22nd member of the Golden Gopher 150-Point Club (51-80-131 through Saturday's game) • Saturday's win over Maine broke a six-game losing streak dating back to 1989 against the Black Bears. Minnesota's last win over Maine before the 3-2 decision on Saturday was a 7-4 win on March 31, 1989 in the NCAA Final Four at the St. Paul Civic Center

WCHA PRESEASON POLL

27th Annual Grand Forks Herald
WCHA Coaches Poll
(voting on a 8-7-6-5-4-3-2-1 points basis)

Place	Team	Pts
1	North Dakota (8)	64
2	Colorado College (1)	54
3	Minnesota	53
4	Wisconsin	34
5	Denver	33
	Minnesota-Duluth	33
7	St. Cloud State	30
8	Michigan Tech	13
9	Alaska-Anchorage	10

MVP: Jason Blake, F, UND (3); Brian Swanson, F, CC (3); Curtis Murphy, UND (2); Mike Peluso, F, UMD (1)

Rookie Of The Year: Lee Goren, F, UND (3); Erik Westrum, F, UM (2); Wes Dorey, F, UND (1); Brent Voorhees, D, CC (1); Alex Brooks, D, UW (1)

Having 10-19 Shots On Goal	0-0-0
Having 20-29 Shots On Goal	0-0-0
Having 30-39 Shots On Goal	1-1-0
Having 40 or more Shots On Goal	0-0-0
Allowing 10-19 Shots On Goal	0-0-0
Allowing 20-29 Shots On Goal	1-0-0
Allowing 30-39 Shots On Goal	0-1-0
Allowing 40 or more Shots On Goal	0-0-0
Outshooting Opponent	1-0-0
Opponent Outshoots Minnesota	0-1-0
Shots Are Even	0-0-0
October	1-1-0
November	0-0-0
December	0-0-0
January	0-0-0
February	0-0-0
March	0-0-0
First Game Of A Series	0-1-0
Second Game Of A Series	1-0-0
Series Record	0-0-1
Games Following A Win	0-0-0
Games Following A Loss	1-1-0
Games Following A Tie	0-0-0

University of Minnesota
 1997-98 Men's Ice Hockey Statistics
 Record: 1- 1/ 0- 0 WCHA

Date	Opponent	Score	Record	Site	Attend	Goaltender of Record	
10/17	Maine	1 - 6 L	0- 1	H Mariucci Arena	9866	Steve DeBus	0- 1
10/18	Maine	W 3 - 2	1- 1	H Mariucci Arena	9749	Steve DeBus	1- 1

Record	W	L	Pct	Attendance #	Total	Avg	
All Games	1	1	.500	Home	2	19615	9808
WCHA	0	0	.000	Away	0	0	0
Home	1	1	.500	Neutral	0	0	0
Away	0	0	.000	Total	2	19615	9808
Neutral	0	0	.000				
Ahead After 1 Period	1	0	1.000				
Behind After 1 Period	0	1	.000				
Tied After 1 Period	0	0	.000				
Ahead After 2 Periods	1	0	1.000				
Behind After 2 Periods	0	1	.000				
Tied After 2 Periods	0	0	.000				
Score First	1	0	1.000				
Do Not Score First	0	1	.000				

University of Minnesota
1997-98 Men's Ice Hockey Statistics
Record: 1- 1/ 0- 0 WCHA

Golden Gophers	GP/ GS	G	A	Pts	+/-	Sht	Sht %	Pen/	Min	PP	SH	EN	GW	GT	HT
Bill Kohn	2/ 1	2	0	2	1	5	40.0	0 /	0	0	0	0	0	0	0
Dave Spehar	2/ 1	1	1	2	2	3	33.3	0 /	0	0	0	0	0	0	0
Ryan Kraft	2/ 1	0	2	2	2	5	0.0	0 /	0	0	0	0	0	0	0
Rico Pagel	2/ 0	1	0	1	-2	5	20.0	0 /	0	1	0	0	1	0	0
Mike Anderson	2/ 1	0	1	1	0	11	0.0	1 /	2	0	0	0	0	0	0
Brett Abrahamson	2/ 2	0	1	1	-2	2	0.0	2 /	4	0	0	0	0	0	0
Nate Miller	2/ 0	0	1	1	-2	2	0.0	0 /	0	0	0	0	0	0	0
Mike Lyons	1/ 0	0	1	1	1	0	0.0	0 /	0	0	0	0	0	0	0
Ryan Trebil	2/ 0	0	0	0	-2	2	0.0	1 /	2	0	0	0	0	0	0
Ben Clymer	1/ 1	0	0	0	-1	5	0.0	1 /	2	0	0	0	0	0	0
Reggie Berg	2/ 1	0	0	0	0	3	0.0	2 /	15	0	0	0	0	0	0
Dylan Mills	2/ 0	0	0	0	1	2	0.0	0 /	0	0	0	0	0	0	0
Casey Hankinson	2/ 1	0	0	0	-1	2	0.0	0 /	0	0	0	0	0	0	0
Cory Miller	1/ 0	0	0	0	0	0	0.0	0 /	0	0	0	0	0	0	0
Stuart Senden	2/ 0	0	0	0	0	2	0.0	0 /	0	0	0	0	0	0	0
Wyatt Smith	2/ 1	0	0	0	1	6	0.0	1 /	2	0	0	0	0	0	0
Aaron Miskovich	2/ 0	0	0	0	-2	3	0.0	1 /	2	0	0	0	0	0	0
Jason Godbout	2/ 0	0	0	0	0	1	0.0	1 /	2	0	0	0	0	0	0
Erik Westrum	2/ 0	0	0	0	0	3	0.0	0 /	0	0	0	0	0	0	0
Steve DeBus	2/ 2	0	0	0	0	0	0.0	0 /	0	0	0	0	0	0	0
Matt Leimbek	1/ 0	0	0	0	0	1	0.0	0 /	0	0	0	0	0	0	0
Erik Day	1/ 0	0	0	0	0	0	0.0	0 /	0	0	0	0	0	0	0
Golden Gophers	2/ 2	4	7	11		63	6.3	10 /	31	1	0	0	1	0	0
Opponents	2/ 2	8	12	20		62	12.9	11 /	22	3	1	0	1	0	0

Power Play: Golden Gophers 1/10 (10.0%); Opponents 3/9 (33.3%);

Goaltending Statistics

Golden Gophers	GP/ GS	Min	GAA	W	L	T	ENG	Sho	GA	Sv	Sv %
Erik Day	1 / 0	4:55	0.00	0	0	0	0	0	0	2	1.000
Steve DeBus	2 / 2	115:05	4.17	1	1	0	0	0	8	52	.867
Golden Gophers	2 / 2	120:00	4.00	1	1	0	0	0	8	54	.871
Opponents	2 / 2	119:18	2.01	1	1	0	0	0	4	59	.937

Statistics by Period

Goals	1	2	3	Tot	Penalties	1	2	3	Tot
Golden Gophers	3	0	1	4	Golden Gophers	1	3	6	10
Opponents	2	3	3	8	Opponents	2	5	4	11
Shots	1	2	3	Tot	Penalty Minutes	1	2	3	Tot
Golden Gophers	25	26	12	63	Golden Gophers	2	6	23	31
Opponents	24	16	22	62	Opponents	4	10	8	22

Minnesota Hockey Career Stats

Note: Current players are listed who have played more than one full season of college hockey. Totals are updated through the first two games of the 1997-98 season.

#8 • Brett Abrahamson

Year	GP	G	A	TP	P/PIM	PP	GW	SH	HT	
93-94	<i>Redshirted</i>									
94-95	<i>Did not play</i>									
95-96	3	1	0	1	2/12	0	1	0	0	
96-97	35	5	8	13	20/48	0	1	0	0	
97-98	2	0	1	1	2/4	0	0	0	0	
Total	40	6	10	15	24/64	0	2	0	0	

#10 • Mike Anderson

Year	GP	G	A	TP	P/PIM	PP	GW	SH	HT
95-96	28	3	6	9	20/51	0	1	0	0
96-97	42	9	11	20	19/46	1	0	0	0
97-98	2	0	1	1	1/2	0	0	0	0
Total	72	12	18	30	40/99	1	1	0	0

#19 • Reggie Berg

Year	GP	G	A	TP	P/PIM	PP	GW	SH	HT
95-96	40	23	11	34	29/69	2	2	1	2
96-97	38	11	26	37	20/48	3	1	0	0
97-98	2	0	0	0	2/15	0	0	0	0
Total	80	34	37	71	51/132	5	3	1	2

#14 • Cory Miller

Year	GP	G	A	TP	P/PIM	PP	GW	SH	HT
96-97	11	1	0	1	0/0	0	0	0	0
97-98	1	0	0	0	0	0	0	0	0
Total	12	1	0	1	0/0	0	0	0	0

#5 • Ryan Trebil

Year	GP	G	A	TP	P/PIM	PP	GW	SH	HT
96-97	8	0	0	0	4/8	0	0	0	0
97-98	2	0	0	0	1/2	0	0	0	0
Total	10	0	0	0	5/10	0	0	0	0

#34 • Steve DeBus

Year	G	W-L-T	MIN	GA	GAA	SV	SV%
93-94	<i>Did not play</i>						
94-95	<i>Redshirted</i>						
95-96	24	15-7-0	1314	63	2.88	539	.895
96-97	38	25-12-1	2283	120	3.15	953	.888
97-98	2	1-1-0	115	8	4.17	52	.867
Total	64	41-20-1	3712	191	3.09	1544	.890

#26 • Jason Godbout

Year	GP	G	A	TP	P/PIM	PP	GW	SH	HT
94-95	32	1	4	5	14/28	0	0	0	0
95-96	39	6	7	13	12/24	0	1	0	0
96-97	42	2	9	11	19/46	0	0	1	0
97-98	2	0	0	0	1/2	0	0	0	0
Total	115	9	20	29	46/100	0	1	1	0

#9 • Casey Hankinson

Year	GP	G	A	TP	P/PIM	PP	GW	SH	HT
94-95	33	7	1	8	24/86	2	2	0	0
95-96	39	16	19	35	41/101	8	1	0	1
96-97	42	17	24	41	26/79	7	2	0	1
97-98	2	0	0	0	0/0	0	0	0	0
Total	116	40	44	84	91/266	17	5	0	2

#29 • Rico Pagel

Year	GP	G	A	TP	P/PIM	PP	GW	SH	HT
96-97	29	5	5	10	6/12	0	0	0	0
97-98	2	1	0	1	0/0	1	1	0	0
Total	31	6	5	11	6/12	1	1	0	0

#24 • Bill Kohn

Year	GP	G	A	TP	P/PIM	PP	GW	SH	HT
95-96	7	0	2	2	4/8	0	0	0	0
96-97	42	5	10	15	40/80	2	1	0	0
97-98	2	2	0	2	0/0	0	0	0	0
Total	51	7	12	19	44/88	2	1	0	0

#35 • Erik Day

Year	G	W-L-T	MIN	GA	GAA	SV	SV%
96-97	5	3-1-0	240:27	4	1.00	86	.956
97-98	2	0-0-0	4:55	0	0.00	2	1.000
Total	7	3-1-0	245:22	4	0.979	88	.957

#7 • Ryan Kraft

Year	GP	G	A	TP	P/PIM	PP	GW	SH	HT
94-95	44	13	33	46	22/44	7	1	0	1
95-96	41	13	24	37	12/24	4	1	1	1
96-97	42	25	21	46	13/37	11	2	0	2
97-98	2	0	2	2	0	0	0	0	0
Total	129	51	80	131	47/105	22	4	1	4

#22 • Ben Clymer

Year	GP	G	A	TP	P/PIM	PP	GW	SH	HT
96-97	29	7	13	20	28/64	3	1	1	1
97-98	1	0	0	0	1/2	0	0	0	0
Total	30	7	13	20	29/66	3	1	1	1

#17 • Wyatt Smith

Year	GP	G	A	TP	P/PIM	PP	GW	SH	HT
95-96	32	4	5	9	16/32	0	1	1	0
96-97	38	16	14	30	18/44	3	4	1	0
97-98	2	0	0	0	1/2	0	0	0	0
Total	72	20	19	39	35/78	3	5	2	0

#11 • Dave Spehar

Year	GP	G	A	TP	P/PIM	PP	GW	SH	HT
96-97	40	20	17	37	15/30	11	5	0	0
97-98	2	1	1	2	0/0	0	0	0	0
Total	42	21	18	39	15/30	11	5	0	0

#31 • Willy Marvin

Year	G	W-L-T	MIN	GA	GAA	SV	SV%
95-96	<i>Redshirted</i>						
96-97	4	0-0-0	13:13	1	4.54	3	.750
97-98	0	0-0-0	13:13	1	4.54	3	.750
Total	4	0-0-0	13:13	1	4.54	3	.750

1997-98 GAME SUMMARIES

GAME 1

October 17, 1997
Mariucci Arena

MAINE	6
MINNESOTA	1

Scoring	1	2	3	OT	F
Maine	2	2	2	-	6
Minnesota	1	0	0	-	1

1ST PERIOD — **Maine:** Guite (Trattnig), 2:24; **Minn:** Kohn (Kraft, Spehar), 7:01; **Maine:** Kerluke (Gutie), 19:03.

2ND PERIOD — **Maine:** Jaasklainen (Larose, Guite), 3:26; **Maine:** Trattnig (Kariya, Cullen), 16:17, ppg.

3RD PERIOD — **Maine:** Parmentier (Kerluke, Kariya), 11:50, ppg; **Maine:** Stewart (Gustafsson, Michaud), 19:40, shg.

Shots on Goal: Maine 16-9-12--38, Minnesota 8-16-8--32

Power Plays: Maine 2-5, Minnesota 0-5

Goalies: **Maine:** Michaud (32 shots, 31 svcs), **Minnesota:** DeBus (38 shots, 32 svcs)

Penalties: Maine 5-10, Minnesota 5-21

Att: 9,866

Game Recap: Maine scored two power-plays goals and added a late short-handed goal to stifle Minnesota in its home opener. Bill Kohn scored his first goal of the year in the first period to tally the Golden Gophers' only goal of the night. The attendance of 9,866 was the second-largest crowd ever to see a game at the new Mariucci Arena. It was also the largest goal differential in a Minnesota loss at the new Mariucci Arena.

GAME 2

October 18, 1997
Mariucci Arena

MINNESOTA	3
MAINE	2

Scoring	1	2	3	OT	F
Maine	0	1	1	-	2
Minnesota	2	0	1	-	3

1ST PERIOD — **Minn:** Kohn (N. Miller), 5:39; **Minn:** Spehar (Kraft, Lyons), 7:08.

2ND PERIOD — **Maine:** Kariya (Price), 7:49.

3RD PERIOD — **Minn:** Pagel (Anderson, Abrahamson), 2:12, ppg; **Maine:** Kariya 2 (Michaud), 4:07, ppg.

Shots on Goal: Maine 8-7-9--24, Minnesota 17-10-4--31

Power Plays: Maine 1-4, Minnesota 1-5

Goalies: **Maine:** Michaud (31 shots, 28 svcs), **Minnesota:** DeBus (22 shots, 20 svcs); Day (2 shots, 2 svcs)

Penalties: Maine 6-12, Minnesota 5-10

Att: 9,749

Game Recap: Bill Kohn opened scoring with his second goal in as many games, while Dave Spehar scored less than two minutes later to give the Golden Gophers an early 2-0 lead. Steve Kariya put Maine within one with the only goal of the second period, but Rico Pagel capitalized on the Minnesota power play early in the third to re-establish a two-goal cushion. Kariya added his second goal of the game on the Black Bears' power play two minutes later to make it close, but Minnesota kept Maine in check the rest of the period to end its six-game losing streak against the Black Bears.

GOLDEN GOPHER HOCKEY

Weekly Release & Notes/October 27, 1997

University of Minnesota Men's Athletics
Media Relations Office
Phone: 612.625.4090 • Fax: 612.625.0359
<http://www.gophersports.com>
Hockey Contact: Brad Ruiter

North Dakota (0-0-0, 0-0-0) at Minnesota (2-2-0, 1-1-0)

Friday, October 31 7:35 p.m. Mariucci Arena Minneapolis, Minn.
Saturday, November 1 7:05 p.m. Mariucci Arena Minneapolis, Minn.

Series Information

Minnesota leads 119-97-8
Last 10 games - Tied 5-5-0
First meeting - 1/31/30, MN 6-1
Last meeting - 3/15/97, UND 4-3 (ot)
Minnesota's longest win streak - 11
North Dakota's longest win streak - 8
'90s - MN 24-10-4
'80s - MN 26-19-1
'70s - MN 26-14-2
'60s - UND 31-16-0
'50s - UND 20-19-1
'40s - Tied 3-3-0
'30s - MN 5-0-0

Golden Gophers Last Weekend:

Minnesota opened the WCHA portion of its schedule with a split of a weekend series in Duluth against the Bulldogs.

Sioux Last Weekend: North Dakota was idle last weekend after defeating Manitoba 4-0 in an exhibition game on Oct. 19 at Ralph Engelstad Arena.

Series Notes: Doug Woog is 34-18-5 (.640) against the Sioux in 57 career games • the two consecutive tie games on Feb. 24-25, 1995 marked the only time in the new Mariucci Arena's history that both games in a weekend series have ended in ties • Minnesota owns a 16-3-2 (.773) edge in the '90s against the Sioux at Mariucci Arena • Minnesota has never lost to North Dakota (6-0-2) at the new Mariucci Arena • Doug Woog is 23-4-2 (.828) in 29 career games vs. the Sioux at Mariucci Arena (both venues) • the last time the Golden Gophers were swept by the Sioux in Minneapolis was Feb. 15-16, 1980 (5-3, 6-2)

Last Season vs. North Dakota: The

Golden Gophers and Sioux split four regular-season games last season with each team claiming a sweep on home ice. North Dakota secured the WCHA Final Five title in the fifth and decisive meeting between the two clubs last season, winning 4-3 in overtime at the St. Paul Civic Center • the team that scored first won four of the five meetings • Minnesota was 4-for-14 on the power play, while North Dakota was successful on 8-of-26 attempts with the man

advantage • Minnesota season single-game highs that were attained in games against North Dakota last season include most goals in a game (10, 11/9/96), most team assists (16, 11/9/96), most opponent team assists (12, 2/1/97), and most opponent shots in a period (21, 1st period on 1/31/97) and in a game (51, 1/31/97)

Team Comparisons (1997-98 season)

North Dakota	Record	Minnesota
0-0-0		2-2-0 (.500)
0-0-0	Conf	1-1-0 (.500)
0/0	PP	2/18 (.111)
0/0	PK	15/20 (.750)
16-4-0 (.800)	Last 10	12-7-1 (.625)
0-0-0	vs. Top 10	1-1-0 (.500)

Career Scoring vs. North Dakota

Player (games)	G-A-Pts
Ryan Kraft (14)	4-10-14
Casey Hankinson (14)	7-6-13
Dave Spehar (5)	4-3-7
Wyatt Smith (9)	4-3-7
Mike Anderson (9)	1-4-5
Brett Abrahamson (5)	1-4-5
Mike Lyons (5)	1-2-3
Reggie Berg (9)	1-1-2
Nate Miller (5)	1-1-2
Rico Pagel (3)	1-1-2
Ben Clymer (5)	0-2-2
Jason Godbout (12)	0-2-2
Bill Kohn (5)	1-0-1
Steve DeBus (8)	0-1-1

Career Scoring Notes: Spehar scored three goals in the final three meetings last season • Smith scored a goal in each of the four regular season games

Steve DeBus Game-By-Game vs. North Dakota

Date	W/L	Min	G	A	GAA	SV	SV%
3/15/97	L	62:17	4	3.85	23	.852	
2/1/97	L	60:00	6	6.00	30	.833	
1/31/97	L	58:45	6	6.13	45	.882	
11/9/96	W	60:00	6	6.00	37	.860	
11/8/96	W	60:00	2	2.00	27	.931	
2/3/96	L	58:36	6	6.15	23	.793	
2/2/96	n/d	17:23	2	6.85	7	.778	
12/10/95	W	60:00	1	1.00	28	.966	
Total	3-4-0	437:01	33	4.53	220	.870	

Games in italics are at Mariucci

At Mariucci

3 games 3-0-0 180:00 9 3.00 92 .911

SCHEDULE/RESULTS

Oct. 10	*&vs. Michigan	L 3-2
Oct. 17	MAINE	L 6-1
Oct. 18	MAINE	W 3-2
Oct. 24	@Minn-Duluth	L 5-3
Oct. 25	@Minn-Duluth	W 5-1
Oct. 31	NORTH DAKOTA	7:30 p.m.
Nov. 1	NORTH DAKOTA	7 p.m.
Nov. 7	@Wisconsin	7:30 p.m.
Nov. 8	@Wisconsin	7 p.m.
Nov. 14	@Alaska-Anchorage	10 p.m.
Nov. 15	@Alaska-Anchorage	10 p.m.
Nov. 21	COLORADO COLLEGE	7:30 p.m.
Nov. 22	COLORADO COLLEGE	7 p.m.
Nov. 28	#@Michigan	6 p.m.
Nov. 30	#@Michigan State	1 p.m.
Dec. 19	ST. CLOUD STATE	7:30 p.m.
Dec. 20	@St. Cloud State	7 p.m.
Dec. 27	^NORTHEASTERN	7 p.m.
Dec. 28	^BROWN/NOTRE DAME	4/7 p.m.
Dec. 30	*HV-71	7 p.m.
Jan. 2	MANKATO STATE	7:30 p.m.
Jan. 3	MANKATO STATE	7 p.m.
Jan. 16	DENVER	7:30 p.m.
Jan. 17	DENVER	7 p.m.
Jan. 23	MINN-DULUTH	7:30 p.m.
Jan. 24	MINN-DULUTH	7 p.m.
Jan. 30	@Michigan Tech	6 p.m.
Jan. 31	@Michigan Tech	4 p.m.
Feb. 6	WISCONSIN	7:30 p.m.
Feb. 7	&WISCONSIN	7 p.m.
Feb. 14	@North Dakota	2 p.m.
Feb. 15	@North Dakota	2 p.m.
Feb. 20	ALASKA-ANCHORAGE	7:30 p.m.
Feb. 21	ALASKA-ANCHORAGE	7:30 p.m.
Feb. 27	@Colorado College	8:30 p.m.
Feb. 28	@Colorado College	8 p.m.
Mar. 6	@St. Cloud State	7 p.m.
Mar. 7	ST. CLOUD STATE	7 p.m.
Mar. 13-15	WCHA PLAYOFFS	TBA
Mar. 19-21	WCHA Final Five Milwaukee, Wis.	
Mar. 27-29	NCAA Regional AnnArbor/Albany	
Apr. 2-4	NCAA Championships Boston	

*-Exhibition Game ^-Mariucci Classic
&-Target Center #-College Hockey Showcase



SLAPSHOTS

Team Notes

Minnesota's Record On Halloween

Date	Opponent	Result
10/31/92	@ Colorado College	L 7-6 (ot)
10/31/87	Wisconsin	W 5-4 (ot)
10/31/86	Denver	W 9-5
10/31/81	Northeastern	W 5-2
10/31/80	Michigan	W 9-4

*The Golden Gophers are 4-1-0 on Halloween, including 4-0-0 at home

√ Minnesota is just 2-for-18 (.111) on the power play through four games. Last season, the Golden Gophers led the WCHA in power-play percentage (55-for-201, .274)

√ The Golden Gophers did not score a PPG and lost Friday but scored on the power play on Saturday and won. Over the last 46 games, Minnesota is 25-7-1 (.773) when scoring on the power play and just 5-8-0 (.385) when failing to score with the man advantage

√ Minnesota has won its last three WCHA home-opening games

√ The Golden Gophers' last six regular season games (home and road) have been played before sellout crowds

√ Minnesota has outscored its opponents 6-3 in the first period this season but has been bested 7-2 in the second period

√ Minnesota held UMD without a shot on goal for the first 10:12 of the game in Saturday's 5-1 win. The Golden Gophers owned the first seven shots on net before the Bulldogs fired their first shot on goal

√ The Golden Gophers' win over UMD on Saturday was their 100th in the series against the Bulldogs. Minnesota owns a 100-54-9 advantage in the storied rivalry

√ Of Minnesota's five freshmen, only Aaron Miskovich (assist) has scored a point through the first four games

√ In the last three seasons (including current season), Minnesota is 7-6-1 (.536) in the month of October. The Golden Gophers' November record is 14-4-0 (.778) over the past two seasons

√ Minnesota has four-game totals of 14 penalties for 47 minutes in the third period while having just 21 penalties for 42

Individual Notes

#7 Ryan Kraft

Sr., 5-9, 190, Moorhead, Minn.

√ Leads the team in scoring with 1-5-6 through the season's first four games

√ Tallied the game-winning goal in Saturday's 5-1 triumph over UMD, his fifth career GWG

√ Team is 22-2-0 in Kraft's 24 multiple-point games over the last three seasons

√ Only player in the league to win WCHA Offensive Player of the Week honors three times last season

√ Tied for the team lead with a +5 through four games

√ Is just 15 points shy of becoming the 22nd member of the Golden Gopher 150-Point Club (52-83-135)

#9 Casey Hankinson

Sr., 6-1, 202, Edina, Minn.

√ Notched his first point of the season with an assist on Dave Spehar's game-opening goal in Saturday's win over UMD

√ Scored 15-21-36 in Minnesota's 28 wins and 2-3-5 in the 13 losses and a tie last season

#10 Mike Anderson

Jr., 6-1, 200, Bloomington, Minn.

√ Is second on the team with 16 shots on goal through four games

√ Assisted on two goals in Saturday's 5-1 win over UMD

√ Has scored 21 of his last 23 points in Minnesota wins

#11 Dave Spehar

So., 5-7, 185, Duluth, Minn.

√ Opened the scoring in a Saturday win for the second consecutive week with a first-period goal in his hometown against UMD

√ Is tied for the team lead with a +5 through the season's first four games

√ Led the team with five game-winning goals last season and tied for the team lead with 11 power-play goals

#13 Nate Miller

So., 6-2, 199, Anoka, Minn.

√ Scored his first goal of the season in Friday night's loss to UMD

#17 Wyatt Smith

Jr., 5-11, 197, Warroad, Minn.

√ Has totals of 16-11-27 in his last 23 games

√ Scored four goals, two in each game, in last weekend's split with UMD

√ Tied with Kraft and Spehar for the team lead with a +5 through four games

√ Now has five goals in his last three games against UMD

√ Scored two goals in a game for just the third and fourth times in his career with his back-to-back performances against the Bulldogs last weekend

√ Leads Minnesota with 17 shots on goal in the first four games

#18 Aaron Miskovich

Fr., 5-11, 190, Grand Rapids, Minn.

√ Scored his first point as a Golden Gopher with an assist on Nate Miller's goal in Friday's game at UMD

#19 Reggie Berg

Jr., 5-11, 182, Anoka, Minn.

√ Marked his first two points of the season with assists on goals in Saturday's win over UMD

√ Minnesota is now 17-0-0 in Berg's career when he scores more than one point in a game

√ Third on the team with 13 shots on goal

#24 Bill Kohn

Jr., 6-0, 192, Roseville, Minn.

√ Leads Minnesota defensemen with a +3 in the four games this season and is a +7 in his last 18 games overall

#26 Jason Godbout

Sr., 5-11, 191, Woodbury, Minn.

√ Scored first goal of the season with a backhand shot on the power play in Saturday's win

#29 Rico Pagel

So., 5-11, 190, Bloomington, Minn.

√ Fifth on the team with 11 shots on goal

#34 Steve DeBus

Sr., 5-9, 177, Rochester, Minn.

√ Stopped 25 of 26 shots in Saturday's win over UMD

√ Is 22-2-1 in his last 25 games when allowing three or less goals

All-Time Record

Minnesota owns an all-time record of 1,290-714-104 (.637) in 76-plus seasons of hockey (2,108 games)

1997-98 WCHA STANDINGS/THIS WEEK'S SCHEDULE

The Last Time

Team (1997-98 Overall Record)	GP	W	L	T	Pts	GF	GA	GDiff
Minnesota (2-2-0)	2	1	1	0	2	8	6	+2
Minn-Duluth (2-2-0)	2	1	1	0	2	6	8	-2
*Michigan Tech (3-0-1)	1	1	0	0	2	5	4	+1
*Denver (0-1-0)	1	0	1	0	0	4	5	-1
North Dakota (0-0-0)	0	0	0	0	0	0	0	0
St. Cloud State (1-2-1)	0	0	0	0	0	0	0	0
Colorado College (2-0-1)	0	0	0	0	0	0	0	0
Wisconsin (0-0-0)	0	0	0	0	0	0	0	0
Alaska-Anchorage (0-3-1)	0	0	0	0	0	0	0	0

Friday, October 31

North Dakota @ Minnesota
 Wisconsin @ AK-Anchorage
 Colorado College @ Michigan Tech
 Minnesota-Duluth @ St. Cloud State
 Denver @ Mankato State

Saturday, November 1

North Dakota @ Minnesota
 Wisconsin @ AK-Anchorage
 Colorado College @ Michigan Tech
 Minnesota-Duluth @ St. Cloud State
 Denver @ Mankato State

*NOTE

Last weekend's Michigan Tech-Denver series was shifted to Sunday-Monday due to the blizzard conditions in the Rocky Mountain region. Monday's result was not known at the time of this release.

OTHER POINTS OF NOTE

Injury Report: Sophomore **D Ben Clymer (Bloomington, Minn.)** will miss the next two-to-three weeks due to a subluxation of his left shoulder suffered in the Oct. 10 loss to Maine. He was able to begin asserted rehabilitation exercises immediately. Senior **D Jason Godbout (Woodbury, Minn.)** suffered an injury to his left foot in Friday's loss to UMD, but postgame x-rays were negative. Godbout was able to play in Saturday's game and should not miss any practice time due to the injury.

U of M To Raise Money To Help Repair Engelstad Arena: The University of Minnesota Men's Athletics Department, along with other member schools of the WCHA, is launching an effort to aid in the repair of Ralph Engelstad Arena in Grand Forks, N.D. The arena, home of the University of North Dakota Fighting Sioux, was damaged in the devastating floods that hit the Red River Valley last spring.

Beginning on Tuesday morning, Oct. 28, a cash drop-off area will be set up in the lobby of the University of Minnesota ticket office at Mariucci Arena. The public is being asked to give whatever they can afford to help reach the University of Minnesota's goal of \$9,800 -- \$1 for each seat in Mariucci Arena -- to help the Fighting Sioux hockey program rebuild its arena. The league as a whole has set a goal of \$50,000 in the fundraising effort.

The drop-off bins will be moved to the concession areas on game nights next weekend, Oct. 31 and Nov. 1, when the Golden Gophers host the Fighting Sioux in a series at Mariucci Arena. Fans attending the games will be able to make their contributions at concession stands throughout the arena on Friday and Saturday evening.

Coach Woog: Minnesota Head Coach Doug Woog has produced unparalleled numbers as the man behind the Golden Gopher bench over the last 12 seasons. Entering Friday's game, Woog has a career record of 359-148-31 (.696) overall and a WCHA mark of 259-101-29 (.703). Minnesota has appeared in the NCAA Tournament in each of Woog's 12 seasons and has finished first or second in the WCHA in 11 of his 12 campaigns.

KSTP-AM 1500 Returns As Golden Gopher Radio Home: KSTP-AM 1500 is back as the Golden Gophers' official radio home for the 1997-98 season. Dan Terhaar calls the action with former Golden Gopher and North Stars head coach Glen Sonmor handling color commentary. KSTP's Robb Leer offers pregame, intermission and postgame interviews. KSTP-AM 1500 is slated to cover all Golden Gopher games during the 1997-98 season.

MSC To Broadcast 28 Regular-Season Games In 1997-98: Midwest Sports Channel will broadcast 28 Golden Gopher hockey regular-season games in 1997-98, including the College Hockey Showcase and the Dodge/Mariucci Classic in addition to the 1998 WCHA Final Five. Frank Mazzocco (play-by-play) and Tom Reid (analyst) will once again handle the broadcast duties. Ryan Lefebvre will anchor the pregame show and conduct the between period interviews. MSC's pregame lineup for Golden Gopher hockey will include the "Doug Woog Show" one hour before game time, and MSC Sports Connection, which will air one half-hour before game time.

Minnesota Swept A Road Series:
 January 24-25, 1997 @ Michigan Tech
 (5-2, 8-4)

Minnesota Was Swept In A Road Series:
 January 31-February 1, 1997 @ North Dakota
 (6-4, 6-2)

Minnesota Swept A Home Series: March 7-8, 1997 vs. Alaska-Anchorage (8-2, 5-1)

Minnesota Was Swept In A Home Series:
 December 10-11, 1994 vs. Denver
 (4-3, 3-2)

Minnesota Shut Out An Opponent: February 22, 1997 @ Colorado College (Steve DeBus, 3-0)

An Opponent Shut Out Minnesota: March 4, 1995 @ St. Cloud State (3-0)

Minnesota Player Scored A Hat Trick: March 1, 1997 (Ryan Kraft, 7-3 Minnesota win)

Minnesota Player Scored A Natural Hat Trick:
 December 30, 1994 @ Mariucci Arena vs. Yale
 (Ryan Kraft, 6-2 Minnesota win)

An Opponent Scored A Hat Trick: February 1, 1997 @ North Dakota (Jason Blake, 6-2 Minnesota loss)

Minnesota Player Scored Four Goals In A Game: November 9, 1996 vs. North Dakota (Casey Hankinson, 10-6 Minnesota win)

Minnesota Had 50 or More Shots On Goal In A Game: March 14, 1997 vs. St. Cloud State at WCHA Final Five (52 shots, 5-4 Minnesota overtime win)

Opponent Had 50 or More Shots On Goal In A Game: January 31, 1997 @ North Dakota (51 shots, 6-4 Minnesota loss)

Minnesota Player Scored A Short-handed Goal: January 25, 1997 @ Michigan Tech (Ben Clymer, 8-4 Minnesota win)

Minnesota Won In Overtime: March 14, 1997 vs. St. Cloud State at WCHA Final Five (5-4)

Minnesota Lost In Overtime: March 15, 1997 vs. North Dakota at WCHA Final Five (4-3)

Minnesota Tied In Overtime: February 21, 1997 @ Colorado College (3-3)

Minnesota Scored 10 Goals Or More In A Game: November 9, 1996 vs. North Dakota (10-6 Minnesota win)

Opponent Scored 10 Goals Or More In A Game: January 30, 1993 @ Michigan Tech (10-2 Minnesota loss)

TEAM SEASON HIGHS/LOWS

MOST GOALS/GAME	(5) 11/25 @ UMD
LEAST GOALS/GAME	(1) 11/17 vs. Maine
MOST ASSISTS/GAME	(7) 11/25 @ UMD
LEAST ASSISTS/GAME	(2) 11/17 vs. Maine
MOST GOALS AGAINST/GAME	(6) 11/17 vs. Maine
LEAST GOALS AGAINST/GAME	(1) 11/25 @ UMD
MOST ASSISTS AGAINST/GAME	(10) 11/17 vs. Maine
LEAST ASSISTS AGAINST/GAME	(2) 11/18 vs. Maine; 11/25 @ UMD
MOST GOALS/PERIOD	(2) 1st, 11/18 vs. Maine; 1st & 3rd, 11/25 @ UMD
MOST GOALS AGAINST/PERIOD	(3) 2nd, 11/24 @ UMD
MOST SHOTS ON GOAL/GAME	(38) 11/24 @ UMD
LEAST SHOTS ON GOAL/GAME	(29) 11/25 @ UMD
MOST SHOTS AGAINST/GAME	(44) 11/24 @ UMD
LEAST SHOTS AGAINST/GAME	(24) 11/18 vs. Maine
MOST SHOTS ON GOAL/PERIOD	(17) 1st, 11/18 vs. Maine
MOST SHOTS AGAINST/PERIOD	(16) 1st, 11/17 vs. Maine; 2nd, 11/24 @ UMD
MOST PENALTIES/GAME	(14) 11/25 @ UMD
LEAST PENALTIES/GAME	(5) 11/17 & 11/18 vs. Maine
MOST PIM/GAME	(36) 11/25 @ UMD
LEAST PIM/GAME	(10) 11/18 vs. Maine
MOST OPP. PENALTIES/GAME	(11) 11/25 @ UMD
LEAST OPP. PENALTIES/GAME	(5) 11/17 vs. Maine
MOST OPP. PIM/GAME	(22) 11/25 @ UMD
LEAST OPP. PIM/GAME	(10) 11/17 vs. Maine

MULTIPLE-POINT GAMES

Player(games)	Last Time	Record
Smith (2)	10/26 @UMD (2g)	1-1-0
Anderson (1)	10/26 @UMD (2a)	1-0-0
Berg (1)	10/26 @UMD (2a)	1-0-0
Kraft (1)	10/26 @UMD (1g, 2a)	1-0-0

DID YOU KNOW...

North Dakota was the only team in the WCHA Minnesota had a losing record against (the Sioux won three of five meetings) in head-to-head meetings last season. The Golden Gophers had a winning mark against everyone but the Sioux and the Pioneers, as the Maroon and Gold and the Pioneers split two games in their only meetings of the season last year at Mariucci Arena • the Golden Gophers are 66-5-2 (.918) the last three-plus seasons when leading after two periods • Minnesota is 49-8-2 (.847) over the last two seasons when scoring first • Minnesota fired a season-high 38 shots on goal in Friday's loss to UMD • a total of eight Golden Gophers have been drafted by NHL organizations. A listing of players drafted and the respective organization follows: Mike Anderson--Washington; Reggie Berg--Toronto; Ben Clymer--Boston; Jason Godbout--Pittsburgh; Casey Hankinson--Chicago; Ryan Kraft--San Jose; Aaron Miskovich--Colorado; Wyatt Smith--Phoenix

AND FINALLY...

Golden Gophers Travel To Wisconsin Next Weekend: Minnesota embarks on the first of two consecutive WCHA road trips as the Golden Gophers travel to Wisconsin for a weekend series against the Badgers. Friday's game begins at 7:35 p.m., with Saturday's contest starting at 7:05 p.m. It is homecoming weekend in Madison as the Golden Gophers come to town.

Woog On The Air: WCCO-AM (830) with Moose Miller, Mondays and Fridays at 5:35 p.m. KSTP-AM (1500) with Pat Reusse and Joe Soucheray, Saturday mornings at 11 a.m., Mondays at a to be determined time, and the postgame show after each game. KARE-TV (Ch. 11) Gopher Sports Extra on selected Saturdays during the season.

Everybody's Gone Surfin': Check out the Golden Gopher Men's Athletics Home Page on the World Wide Web at www.gophersports.com for the latest information on all Golden Gopher sports teams. Press releases, rosters, player information and statistics are some of the items to be found while browsing on Goldy's information super highway.

Minnesota's Record When In 1997-98

Overall Record	2-2-0
WCHA Record	1-1-0
Home Record	1-1-0
Road Record	1-1-0
Neutral Site Record	0-0-0
Last 20 Games (retro to 1996-97)	12-7-1
Last 10 Games (retro to 1996-97)	6-4-0
Last 5 Games (retro to 1996-97)	2-3-0
Power Play	2 of 18 (.111)
Penalty Kill	15 of 20 (.750)
Scoring A Power-Play Goal	2-0-0
Not Scoring A Power-Play Goal	0-2-0
Allowing A Power-Play Goal	2-2-0
Not Allowing A Power-Play Goal	0-0-0
Scoring A Short-Handed Goal	0-0-0
Allowing A Short-Handed Goal	0-1-0
Penalties/Avg. Per Game	35/8.8
Penalty Minutes/Avg. Per Game	89/22.3
10 Or More Penalties	1-1-0
Less Than 10 Penalties	1-1-0
More Penalties Than Opponent	1-1-0
Less Penalties Than Opponent	1-0-0
Same Amount Of Penalties	0-1-0
In One-Goal Games	1-0-0
In Two-Goal Games	0-1-0
In Three-Goal or More Games	1-1-0
In Overtime Games	0-0-0
Scoring 4 or More Goals	1-0-0
Scoring 3 or More Goals	2-1-0
Scoring 2 or Less Goals	0-1-0
Allowing 4 or More Goals	0-2-0
Allowing 3 or Less Goals	2-0-0
Scoring First	2-0-0
Opponents Score First	0-2-0
Leading After One Period	2-0-0
Trailing After One Period	0-1-0
Tied After One Period	0-1-0
Leading After Two Periods	2-0-0
Trailing After Two Periods	0-2-0
Tied After Two Periods	0-0-0
Having 10-19 Shots On Goal	0-0-0
Having 20-29 Shots On Goal	1-0-0
Having 30-39 Shots On Goal	1-2-0
Having 40 or more Shots On Goal	0-0-0
Allowing 10-19 Shots On Goal	0-0-0
Allowing 20-29 Shots On Goal	2-0-0
Allowing 30-39 Shots On Goal	0-1-0
Allowing 40 or more Shots On Goal	0-1-0
Outshooting Opponent	2-0-0
Opponent Outshoots Minnesota	0-2-0
Shots Are Even	0-0-0
October	2-2-0
November	0-0-0
December	0-0-0
January	0-0-0
February	0-0-0
March	0-0-0
First Game Of A Series	0-2-0
Second Game Of A Series	2-0-0
Series Record	0-0-2
Games Following A Win	0-1-0
Games Following A Loss	2-1-0
Games Following A Tie	0-0-0

University of Minnesota
 1997-98 Men's Ice Hockey Statistics
 Record: 2- 2/ 1- 1 WCHA

Date	Opponent	Score	Record	Site	Attend	Goaltender of Record	
10/17	Maine	1 - 6 L	0- 1	H Mariucci Arena	9866	Steve DeBus	0- 1
10/18	Maine	W 3 - 2	1- 1	H Mariucci Arena	9749	Steve DeBus	1- 1
10/24	*Minnesota-Duluth	3 - 5 L	1- 2	A Duluth, Minn.	5590	Steve DeBus	1- 2
10/25	*Minnesota-Duluth	W 5 - 1	2- 2	A Duluth, Minn.	5420	Steve DeBus	2- 2

*-WCHA Game

Record	W	L	Pct	Attendance #	Total	Avg
All Games	2	2	.500	Home	2	19615 9808
WCHA	1	1	.500	Away	2	11010 5505
Home	1	1	.500	Neutral	0	0 0
Away	1	1	.500	Total	4	30625 7656
Neutral	0	0	.000			
Ahead After 1 Period	2	0	1.000			
Behind After 1 Period	0	1	.000			
Tied After 1 Period	0	1	.000			
Ahead After 2 Periods	2	0	1.000			
Behind After 2 Periods	0	2	.000			
Tied After 2 Periods	0	0	.000			
Score First	2	0	1.000			
Do Not Score First	0	2	.000			

University of Minnesota
1997-98 Men's Ice Hockey Statistics
Record: 2- 2/ 1- 1 WCHA

Golden Gophers	GP/ GS	G	A	Pts	+/-	Sht	Sht %	Pen/	Min	PP	SH	EN	GW	GT	HT
Ryan Kraft	4/ 3	1	5	6	5	9	11.1	1 /	2	0	0	0	1	0	0
Wyatt Smith	4/ 2	4	0	4	5	17	23.5	4 /	8	0	0	0	0	0	0
Dave Spehar	4/ 2	2	2	4	5	7	28.6	1 /	2	0	0	0	0	0	0
Bill Kohn	4/ 3	2	1	3	3	7	28.6	0 /	0	0	0	0	0	0	0
Mike Anderson	4/ 1	0	3	3	1	16	0.0	2 /	12	0	0	0	0	0	0
Nate Miller	4/ 1	1	1	2	-2	6	16.7	4 /	8	0	0	0	0	0	0
Reggie Berg	4/ 2	0	2	2	0	13	0.0	4 /	19	0	0	0	0	0	0
Jason Godbout	4/ 0	1	0	1	1	4	25.0	1 /	2	1	0	0	0	0	0
Rico Pagel	4/ 0	1	0	1	-2	11	9.1	0 /	0	1	0	0	1	0	0
Brett Abrahamson	4/ 4	0	1	1	0	4	0.0	4 /	8	0	0	0	0	0	0
Casey Hankinson	4/ 1	0	1	1	0	12	0.0	2 /	4	0	0	0	0	0	0
Aaron Miskovich	4/ 0	0	1	1	-3	5	0.0	3 /	6	0	0	0	0	0	0
Mike Lyons	3/ 0	0	1	1	0	1	0.0	1 /	2	0	0	0	0	0	0
Ryan Trebil	4/ 0	0	0	0	-1	2	0.0	4 /	8	0	0	0	0	0	0
Ben Clymer	1/ 1	0	0	0	-1	5	0.0	1 /	2	0	0	0	0	0	0
Dylan Mills	4/ 0	0	0	0	1	2	0.0	1 /	2	0	0	0	0	0	0
Cory Miller	2/ 0	0	0	0	0	2	0.0	0 /	0	0	0	0	0	0	0
Stuart Senden	4/ 0	0	0	0	0	2	0.0	0 /	0	0	0	0	0	0	0
Erik Westrum	4/ 0	0	0	0	-1	4	0.0	2 /	4	0	0	0	0	0	0
Steve DeBus	4/ 4	0	0	0	0	0	0.0	0 /	0	0	0	0	0	0	0
Matt Leimbek	2/ 0	0	0	0	0	1	0.0	0 /	0	0	0	0	0	0	0
Erik Day	1/ 0	0	0	0	0	0	0.0	0 /	0	0	0	0	0	0	0
Golden Gophers	4/ 4	12	18	30		130	9.2	35 /	89	2	0	0	2	0	0
Opponents	4/ 4	14	20	34		132	10.6	32 /	64	5	1	0	2	0	0

Power Play: Golden Gophers 2/18 (11.1%); Opponents 5/20 (25.0%);

Goaltending Statistics

Golden Gophers	GP/ GS	Min	GAA	W	L	T	ENG	Sho	GA	Sv	Sv %
Erik Day	1 / 0	4:55	0.00	0	0	0	0	0	0	2	1.000
Steve DeBus	4 / 4	233:29	3.60	2	2	0	0	0	14	116	.892
Golden Gophers	4 / 4	238:24	3.52	2	2	0	0	0	14	118	.894
Opponents	4 / 4	239:18	3.01	2	2	0	0	0	12	118	.908

Statistics by Period

Goals	1	2	3	Tot	Penalties	1	2	3	Tot
Golden Gophers	6	2	4	12	Golden Gophers	8	13	14	35
Opponents	3	7	4	14	Opponents	8	13	11	32
Shots	1	2	3	Tot	Penalty Minutes	1	2	3	Tot
Golden Gophers	48	48	34	130	Golden Gophers	16	26	47	89
Opponents	42	45	45	132	Opponents	16	26	22	64

1997-98 GAME SUMMARIES

GAME 1 October 17, 1997 Mariucci Arena

MAINE	6
MINNESOTA	1

Scoring	1	2	3	OT	F
Maine	2	2	2	-	6
Minnesota	1	0	0	-	1

1ST PERIOD — **Maine:** Guite (Trattnig), 2:24; **Minn:** Kohn (Kraft, Spehar), 7:01; **Maine:** Kerluke (Gutie), 19:03.

2ND PERIOD — **Maine:** Jaasklainen (Larose, Guite), 3:26; **Maine:** Trattnig (Kariya, Cullen), 16:17, ppg.

3RD PERIOD — **Maine:** Parmentier (Kerluke, Kariya), 11:50, ppg; **Maine:** Stewart (Gustafsson, Michaud), 19:40, shg.

Shots on Goal: Maine 16-9-12--38, Minnesota 8-16-8--32

Power Plays: Maine 2-5, Minnesota 0-5

Goalies: Maine: Michaud (32 shots, 31 svcs), Minnesota: DeBus (38 shots, 32 svcs)

Penalties: Maine 5-10, Minnesota 5-21

Att: 9,866

Game Recap: Maine scored two power-plays goals and added a late short-handed goal to stifle Minnesota in its home opener. Bill Kohn scored his first goal of the year in the first period to tally the Golden Gophers' only goal of the night. The attendance of 9,866 was the second-largest crowd ever to see a game at the new Mariucci Arena. It was also the largest goal differential in a Minnesota loss at the new Mariucci Arena.

GAME 2 October 18, 1997 Mariucci Arena

MINNESOTA	3
MAINE	2

Scoring	1	2	3	OT	F
Maine	0	1	1	-	2
Minnesota	2	0	1	-	3

1ST PERIOD — **Minn:** Kohn (N. Miller), 5:39; **Minn:** Spehar (Kraft, Lyons), 7:08.

2ND PERIOD — **Maine:** Kariya (Price), 7:49.

3RD PERIOD — **Minn:** Pagel (Anderson, Abrahamson), 2:12, ppg; **Maine:** Kariya 2 (Michaud), 4:07, ppg.

Shots on Goal: Maine 8-7-9--24, Minnesota 17-10-4--31

Power Plays: Maine 1-4, Minnesota 1-5

Goalies: Maine: Michaud (31 shots, 28 svcs), Minnesota: DeBus (22 shots, 20 svcs); Day (2 shots, 2 svcs)

Penalties: Maine 6-12, Minnesota 5-10

Att: 9,749

Game Recap: Bill Kohn opened scoring with his second goal in as many games, while Dave Spehar scored less than two minutes later to give the Golden Gophers an early 2-0 lead. Steve Kariya put Maine within one with the only goal of the second period, but Rico Pagel capitalized on the Minnesota power play early in the third to re-establish a two-goal cushion. Kariya added his second goal of the game on the Black Bears' power play two minutes later to make it close, but Minnesota kept Maine in check the rest of the period to end its six-game losing streak against the Black Bears.

GAME 3 October 24, 1997 DECC

MINNESOTA-DULUTH	5
MINNESOTA	3

Scoring	1	2	3	OT	F
Minnesota	1	1	1	-	3
Minnesota-Duluth	1	3	1	-	5

1ST PERIOD — **UMD:** C. Anderson (Scissons, Homstol), 6:03; **Minn:** Smith (Kraft), 13:39.

2ND PERIOD — **Minn:** Smith (Kohn, Spehar), 6:03; **UMD:** Homstol (unassisted), 10:10; **UMD:** C. Anderson 2 (Scissons), 13:41; **UMD:** Bois (Peluso), 14:18.

3RD PERIOD — **UMD:** Homstol 2 (Doell, C. Anderson), 2:52, ppg; **Minn:** N. Miller (Miskovich), 6:57.

Shots on Goal: Minnesota 10-12-16--38, UMD 14-16-14--44

Power Plays: Minnesota 0-5, UMD 1-6

Goalies: Minnesota: DeBus (44 shots, 39 svcs), UMD: Nicklin (38 shots, 35 svcs)

Penalties: Minnesota 11-22, UMD 10-20

Att: 5,590

Game Recap: Minnesota-Duluth scored three unanswered goals in the second period to build a 4-2 lead the Golden Gophers could not close. The teams traded goals early in the third period to make the game within reach for Minnesota, but strong goaltending from UMD's Brant Nicklin kept the Gophers at bay, 5-3. Wyatt Smith led the Maroon and Gold with his first two goals of the year. Aaron Miskovich tallied his first collegiate point with an assist on Nate Miller's third period goal.

GAME 4 October 25, 1997 DECC

MINNESOTA	5
MINNESOTA-DULUTH	1

Scoring	1	2	3	OT	F
Minnesota	2	1	2	-	5
Minnesota-Duluth	0	1	0	-	1

1ST PERIOD — **Minn:** Spehar (Hankinson), 6:34; **Minn:** Kraft (M. Anderson, Berg), 16:36.

2ND PERIOD — **UMD:** Homstol (Scissons, Lidster), 6:24, ppg; **Minn:** Smith (Kraft, M. Anderson), 11:23.

3RD PERIOD — **Minn:** Godbout (Berg, Kraft), 4:56, ppg; **Minn:** Smith 2 (unassisted), 9:54.

Shots on Goal: Minnesota 13-10-6--29, UMD 4-13-9--26

Power Plays: Minnesota 1-3, UMD 1-5

Goalies: Minnesota: DeBus (26 shots, 25 svcs), UMD: Nicklin (29 shots, 24 svcs)

Penalties: Minnesota 14-36, UMD 11-22

Att: 5,420

Game Recap: Minnesota bounced back for the second straight weekend to take the second game of the two-game series. Dave Spehar opened scoring early in the first period, and Ryan Kraft, who had a goal and three assists for the weekend, added another to give the Gophers a 2-0 lead after one period. Duluth's Ryan Homstol scored on the power play early in the second period to cut the lead to one goal, but Minnesota finished the game with three unanswered goals to earn the 5-1 win. Wyatt Smith added two goals for the Golden Gophers, giving him four for the series. Reggie Berg and Mike Anderson each had two assists.

Minnesota Hockey Career Stats

Note: Current players are listed who have played more than one full season of college hockey. Totals are updated through October 26, 1997 (four games).

#8 • Brett Abrahamson

Year	GP	G	A	TP	P/PIM	PP	GW	SH	HT	
93-94	<i>Redshirted</i>									
94-95	<i>Did not play</i>									
95-96	3	1	0	1	2/12	0	1	0	0	
96-97	35	5	8	13	20/48	0	1	0	0	
97-98	4	0	1	1	4/8	0	0	0	0	
Total	42	6	9	15	26/66	0	2	0	0	

#10 • Mike Anderson

Year	GP	G	A	TP	P/PIM	PP	GW	SH	HT
95-96	28	3	6	9	20/51	0	1	0	0
96-97	42	9	11	20	19/46	1	0	0	0
97-98	4	0	3	3	2/12	0	0	0	0
Total	74	12	20	32	41/109	1	1	0	0

#19 • Reggie Berg

Year	GP	G	A	TP	P/PIM	PP	GW	SH	HT
95-96	40	23	11	34	29/69	2	2	1	2
96-97	38	11	26	37	20/48	3	1	0	0
97-98	4	0	2	2	4/19	0	0	0	0
Total	82	34	39	73	53/136	5	3	1	2

#14 • Cory Miller

Year	GP	G	A	TP	P/PIM	PP	GW	SH	HT
96-97	11	1	0	1	0/0	0	0	0	0
97-98	2	0	0	0	0	0	0	0	0
Total	13	1	0	1	0/0	0	0	0	0

#5 • Ryan Trebil

Year	GP	G	A	TP	P/PIM	PP	GW	SH	HT
96-97	8	0	0	0	4/8	0	0	0	0
97-98	4	0	0	0	4/8	0	0	0	0
Total	12	0	0	0	8/16	0	0	0	0

#34 • Steve DeBus

Year	G	W-L-T	MIN	GA	GAA	SV	SV%
93-94	<i>Did not play</i>						
94-95	<i>Redshirted</i>						
95-96	24	15-7-0	1314	63	2.88	539	.895
96-97	38	25-12-1	2283	120	3.15	953	.888
97-98	4	2-2-0	233	14	3.60	116	.892
Total	66	42-21-1	3830	197	3.09	1608	.891

#26 • Jason Godbout

Year	GP	G	A	TP	P/PIM	PP	GW	SH	HT
94-95	32	1	4	5	14/28	0	0	0	0
95-96	39	6	7	13	12/24	0	1	0	0
96-97	42	2	9	11	19/46	0	0	1	0
97-98	4	1	0	1	1/2	1	0	0	0
Total	117	10	20	30	46/100	1	1	1	0

#9 • Casey Hankinson

Year	GP	G	A	TP	P/PIM	PP	GW	SH	HT
94-95	33	7	1	8	24/86	2	2	0	0
95-96	39	16	19	35	41/101	8	1	0	1
96-97	42	17	24	41	26/79	7	2	0	1
97-98	4	0	1	1	2/4	0	0	0	0
Total	118	40	45	85	93/270	17	5	0	2

#29 • Rico Pagel

Year	GP	G	A	TP	P/PIM	PP	GW	SH	HT
96-97	29	5	5	10	6/12	0	0	0	0
97-98	4	1	0	1	0/0	1	1	0	0
Total	33	6	5	11	6/12	1	1	0	0

#24 • Bill Kohn

Year	GP	G	A	TP	P/PIM	PP	GW	SH	HT
95-96	7	0	2	2	4/8	0	0	0	0
96-97	42	5	10	15	40/80	2	1	0	0
97-98	4	2	1	3	0/0	0	0	0	0
Total	53	7	13	20	44/88	2	1	0	0

#35 • Erik Day

Year	G	W-L-T	MIN	GA	GAA	SV	SV%
96-97	5	3-1-0	240:27	4	1.00	86	.956
97-98	2	0-0-0	4:55	0	0.00	2	1.000
Total	7	3-1-0	245:22	4	0.979	88	.957

#7 • Ryan Kraft

Year	GP	G	A	TP	P/PIM	PP	GW	SH	HT
94-95	44	13	33	46	22/44	7	1	0	1
95-96	41	13	24	37	12/24	4	1	1	1
96-97	42	25	21	46	13/37	11	2	0	2
97-98	4	1	5	6	1/2	0	0	0	0
Total	131	52	83	135	48/107	22	4	1	4

#22 • Ben Clymer

Year	GP	G	A	TP	P/PIM	PP	GW	SH	HT
96-97	29	7	13	20	28/64	3	1	1	1
97-98	1	0	0	0	1/2	0	0	0	0
Total	30	7	13	20	29/66	3	1	1	1

#17 • Wyatt Smith

Year	GP	G	A	TP	P/PIM	PP	GW	SH	HT
95-96	32	4	5	9	16/32	0	1	1	0
96-97	38	16	14	30	18/44	3	4	1	0
97-98	4	4	0	4	4/8	0	0	0	0
Total	74	24	19	43	38/84	3	5	2	0

#11 • Dave Spehar

Year	GP	G	A	TP	P/PIM	PP	GW	SH	HT
96-97	40	20	17	37	15/30	11	5	0	0
97-98	4	2	2	4	1/2	0	0	0	0
Total	44	22	19	41	16/32	11	5	0	0

#31 • Willy Marvin

Year	G	W-L-T	MIN	GA	GAA	SV	SV%
95-96	<i>Redshirted</i>						
96-97	4	0-0-0	13:13	1	4.54	3	.750
97-98	0	0-0-0	0:00	0	0.00	0	.000
Total	4	0-0-0	13:13	1	4.54	3	.750

GOLDEN GOPHER HOCKEY

Weekly Release & Notes/November 3, 1997

MHO
8 HUGH

University of Minnesota Men's Athletics
Media Relations Office
Phone: 612.625.4090 • Fax: 612.625.0359
<http://www.gophersports.com>
Hockey Contact: Brad Ruiter

Minnesota (3-3-0, 2-2-0) at Wisconsin (2-0-0, 2-0-0)

Friday, November 7 7:35 p.m. Dane Co. Coliseum Madison, Wis.
Saturday, November 8 7:05 p.m. Dane Co. Coliseum Madison, Wis.

Series Information

Minnesota leads 122-63-13
Last 10 games - MN 7-3-0
First meeting - 1/15/22, MN 3-0
Last meeting - 3/1/97, MN 7-3
Minnesota's longest win streak - 9
Wisconsin's longest win streak - 5
'90s - MN 23-8-3
'80s - MN 35-22-2
'70s - WIS 25-20-3
'60s - MN 8-3-1
'50s - did not play
'40s - did not play
'30s - MN 10-3-0
'20s - MN 26-2-4

Golden Gophers Last Weekend:

Minnesota split a weekend series against defending national champion and #1-ranked North Dakota at Mariucci Arena.

Badgers Last Weekend:

Wisconsin swept a weekend series at Alaska-Anchorage against the Seawolves.

Series Notes:

Doug Woog is 41-16-3 (.708) against the Badgers in 60 career games • the Golden Gophers have been swept by the Badgers only one time (Feb. 23-24, 1996 in Madison) in the last 10 years • the last Wisconsin win in Minneapolis was on Nov. 14, 1992 (3-2, Met Center), while the last Badger victory at Mariucci Arena was in the old building on Feb. 16, 1990 (6-3) • the last time the Badgers swept the Golden Gophers in Minneapolis was March 12-13, 1983 (5-1, 3-2) in the WCHA playoffs at Williams Arena • Minnesota has won 13 of the last 17 meetings between the two teams • despite losing three of the last four games in Madison, Minnesota has managed to outshoot Wisconsin 147-107 in those contests

Last Season vs. Wisconsin:

Minnesota won three of the four meetings last season, splitting an early-season meeting in Madison before sweeping the Badgers in Minneapolis on the final weekend of the season to earn a share of the WCHA regular season title • the winning team outscored the losing team by a combined 12-2 margin in the third period •

Minnesota registered season highs against Wisconsin last season for most goals in a period (6, 3rd period, March 1), shots on goal in a period (25, 1st period, Feb. 28), shots on goal in a game (62, Feb. 28), and most penalties in minutes in a game (77, Nov. 2). The Golden Gophers also had a low-water mark for shots on goal in a game against the Badgers last season (21, Nov. 1).

Team Comparisons (1997-98 season)

Wisconsin		Minnesota
0/5 (.000)	PP	3/26 (.115)
9/9 (1.000)	PK	24/29 (.828)
0-0-0	vs. Top 10	2-2-0

Career Scoring vs. Wisconsin

Player (games)	G-A-Pts
Ryan Kraft (13)	7-5-12
Casey Hankinson (11)	4-5-9
Wyatt Smith (7)	3-5-8
Reggie Berg (9)	3-1-4
Jason Godbout (10)	2-1-3
Bill Kohn (4)	1-1-2
Dave Spehar (4)	1-0-1
Mike Anderson (7)	0-1-1
Brett Abrahamson (4)	0-1-1
Nate Miller (4)	0-1-1

Career Scoring Notes: Kraft scored five goals in the final two meetings between the two teams last season in Minneapolis, including his fourth career hat trick in the WCHA regular-season clinching win (7-3) at Mariucci Arena • Smith scored seven of his eight career points against the Badgers in Minneapolis last season (2-5-7)

Steve DeBus Game-By-Game vs. Wisconsin

Date	W/L	Min	G	A	GAA	SV	SV%
3/1/97	W	60:00	3	3.00	26	.897	
2/28/97	W	60:00	3	3.00	20	.870	
11/2/96	W	60:00	1	1.00	28	.966	
11/1/96	L	57:40	2	2.08	20	.909	
2/24/96	L	59:09	6	6.10	23	.793	
2/23/96	L	58:00	5	5.17	20	.800	
1/20/96	W	60:00	0	0.00	26	1.000	
Total	4-3-0	414:49	20	2.89	163	.891	

Games in italics are at Madison

In Madison

4 games 1-3-0 234:49 14 3.58 91 .867

In Minneapolis

3 games 3-0-0 180:00 6 2.00 72 .923

SCHEDULE/RESULTS

Oct. 10	*&vs. Michigan	L 3-2
Oct. 17	MAINE	L 6-1
Oct. 18	MAINE	W 3-2
Oct. 24	@Minn-Duluth	L 5-3
Oct. 25	@Minn-Duluth	W 5-1
Oct. 31	NORTH DAKOTA	W 6-5
Nov. 1	NORTH DAKOTA	L 3-2
Nov. 7	@Wisconsin	7:30 p.m.
Nov. 8	@Wisconsin	7 p.m.
Nov. 14	@Alaska-Anchorage	10 p.m.
Nov. 15	@Alaska-Anchorage	10 p.m.
Nov. 21	COLORADO COLLEGE	7:30 p.m.
Nov. 22	COLORADO COLLEGE	7 p.m.
Nov. 28	#@Michigan	6 p.m.
Nov. 30	#@Michigan State	1 p.m.
Dec. 19	ST. CLOUD STATE	7:30 p.m.
Dec. 20	@St. Cloud State	7 p.m.
Dec. 27	^NORTHEASTERN	7 p.m.
Dec. 28	^BROWN/NOTRE DAME	4/7 p.m.
Dec. 30	*HV-71	7 p.m.
Jan. 2	MANKATO STATE	7:30 p.m.
Jan. 3	MANKATO STATE	7 p.m.
Jan. 16	DENVER	7:30 p.m.
Jan. 17	DENVER	7 p.m.
Jan. 23	MINN-DULUTH	7:30 p.m.
Jan. 24	MINN-DULUTH	7 p.m.
Jan. 30	@Michigan Tech	6 p.m.
Jan. 31	@Michigan Tech	4 p.m.
Feb. 6	WISCONSIN	7:30 p.m.
Feb. 7	&WISCONSIN	7 p.m.
Feb. 14	@North Dakota	2 p.m.
Feb. 15	@North Dakota	2 p.m.
Feb. 20	ALASKA-ANCHORAGE	7:30 p.m.
Feb. 21	ALASKA-ANCHORAGE	7:30 p.m.
Feb. 27	@Colorado College	8:30 p.m.
Feb. 28	@Colorado College	8 p.m.
Mar. 6	@St. Cloud State	7 p.m.
Mar. 7	ST. CLOUD STATE	7 p.m.
Mar. 13-15	WCHA PLAYOFFS	TBA
Mar. 19-21	WCHA Final Five Milwaukee, Wis.	
Mar. 27-29	NCAA Regional Ann Arbor/Albany	
Apr. 2-4	NCAA Championships Boston	
*-Exhibition Game		^-Mariucci Classic
&-Target Center		#-College Hockey Showcase



SLAPSHOTS

Team Notes

Minnesota's Top Novembers In History *(years when at least four games were played)

Year	Record
1995-96	7-1-0 (.875)
1990-91	7-1-1 (.833)
1984-85	7-1-1 (.833)
1991-92	8-2-0 (.800)

*The Golden Gophers' worst Novembers in history were the 1970-71 and 1971-72 seasons, when the team was just 1-5-0 during the month • Minnesota has enjoyed 19 consecutive winning Novembers. The last time the Golden Gophers finished the month of November with a losing record was 1977-78 (3-5-0) • the program has a 14-5-0 record in November the last two seasons • Doug Woog has a record of 67-29-9 (.681) in his tenure during November (including Saturday's loss) • Minnesota was 7-3-0 in November last season

√ In splitting a pair of one-goal games last weekend, Minnesota played its second and third one-goal games of the young season. Last season, the Golden Gophers were 7-5 in one-goal games. Since the beginning of the 1990-91 season, Minnesota is 60-29 (.674) in 89 games decided by one goal

√ Minnesota led North Dakota for 98:18 of the 120 minutes played in the series last weekend. The Fighting Sioux held the advantage on the scoreboard for just the final 10:46 of game two in the series

√ Minnesota is just 3-for-26 (.115) on the power play through four games. Last season, Minnesota led the WCHA in power-play percentage (55-for-201, .274)

√ The Golden Gophers' last eight regular season games (home and road) have been played before sellout crowds

√ Minnesota has outscored its opponents 9-3 in the first period this season but have been bested by opponents 9-3 in the second period. The Golden Gophers have trailed after one period only once (Oct. 17 vs. Maine) this season

√ Entering the weekend series against UND, the only Minnesota freshman to score a point was Aaron Miskovich (assist). In Friday night's 6-5 win, five of Minnesota's six markers were scored by freshmen

Individual Notes

#4 Dylan Mills

Fr., 5-11, 220, Duluth, Minn.

√ Scored a goal and added an assist to tally his first career points in Friday's win

#7 Ryan Kraft

Sr., 5-9, 190, Moorhead, Minn.

√ Leads the team in scoring with 1-6-7 through the season's first six games
√ Team is 22-2-0 in Kraft's 24 multiple-point games over the last three seasons
√ Tied for third on the team lead with a +4 through six games
√ Is just 14 points shy of becoming the 22nd member of the Golden Gopher 150-Point Club (52-84-136)

#9 Casey Hankinson

Sr., 6-1, 202, Edina, Minn.

√ Notched his first goal of the season with a first-period tally in Minnesota's 6-5 win on Friday night
√ Has 16-22-38 in Minnesota's last 31 wins and just 2-3-5 in the team's last 16 losses and a tie
√ Currently in sixth place on the all-time U of M penalty minute list (287; 5th place-Jeff Nielsen, 292)

#10 Mike Anderson

Jr., 6-1, 200, Bloomington, Minn.

√ Is second on the team with 21 shots on goal through six games
√ Enjoyed his first multiple-point game of the season (1g, 1a) against the Sioux on Saturday evening

#11 Dave Spehar

So., 5-7, 185, Duluth, Minn.

√ Held to a pair of assists in Friday's win last weekend
√ Leads the team with a +6 through the season's first six games
√ Second on the team in scoring (2-4-6) despite having just nine shots on goal

#15 Stuart Senden

Fr., 6-0, 188, Alexandria, Minn.

√ Scored his first point as a Golden Gopher with an assist on Westrum's first period goal on Friday

#17 Wyatt Smith

Jr., 5-11, 197, Warroad, Minn.

√ Totals of 16-13-29 in his last 25 games
√ Scored four goals, two in each game, in Oct. 24-25 split at UMD
√ Second on the team with +5
√ Leads the team with 26 shots on goal

√ Assisted on two key third-period goals in Friday's 6-5 win over UND

#18 Aaron Miskovich

Fr., 5-11, 190, Grand Rapids, Minn.

√ Scored shorthanded goal at 15:09 of the second period Friday during a five-minute penalty kill that reversed momentum in the win over UND
√ Also scored Minnesota's fourth goal Friday night for the first multiple-point game of his career

#19 Reggie Berg

Jr., 5-11, 182, Anoka, Minn.

√ Broke into the scoring column with the second-fastest goal to start a game in school history (:07 of the first period) in Saturday's game vs. UND (see Did You Know, page four)
√ Added an assist on Anderson's third-period goal Saturday to give the team a short-lived 2-1 lead
√ Minnesota lost for the first time in Berg's career on Saturday (17-1-0) when he scores more than one point in a game

#24 Bill Kohn

So., 6-0, 192, Roseville, Minn.

√ Leads Golden Gopher defensemen with a +4 through six games

#28 Matt Leimbek

Fr., 5-9, 186, Rochester, Minn.

√ Scored his first point as a Golden Gopher with an assist on Westrum's first period goal on Friday

#33 Erik Westrum

Fr., 5-11, 186, Apple Valley, Minn.

√ Scored his first points as a Golden Gopher with two goals, including the game winner, in Friday's 6-5 win

#34 Steve DeBus

Sr., 5-9, 177, Rochester, Minn.

√ Named WCHA Defensive Player of the Week for his efforts in the Oct. 24-25 series at UMD
√ Stopped 57 of 65 shots (.877) in last weekend's split with North Dakota
√ Is 23-2-1 in his last 26 games when allowing three or less goals

All-Time Record

Minnesota owns an all-time record of 1,291-715-104 (.637) in 76-plus seasons of hockey (2,110 games)

1997-98 WCHA STANDINGS/THIS WEEK'S SCHEDULE

Team (1997-98 Overall Record)	GP	W	L	T	Pts	GF	GA	GDiff
1. Colorado College (3-0-1)	2	2	0	0	4	9	5	+4
Wisconsin (2-0-0)	2	2	0	0	4	7	3	+4
Minnesota (3-3-0)	4	2	2	0	4	16	14	+2
Minnesota-Duluth (3-3-0)	4	2	2	0	4	12	14	-2
5. Denver (2-2-0)	2	1	1	0	2	9	7	+2
North Dakota (1-1-0)	2	1	1	0	2	8	8	0
St. Cloud State (2-3-1)	2	1	1	0	2	6	6	0
Michigan Tech (3-3-1)	4	1	3	0	2	12	18	-6
9. Alaska-Anchorage (0-5-1)	2	0	2	0	0	3	7	-4

Friday, November 7
 St. Cloud State @ Michigan Tech
 Minnesota @ Wisconsin
 North Dakota @ Colorado College
 Providence @ Minnesota-Duluth

Saturday, November 8
 AK-Anchorage @ Denver
 North Dakota @ Colorado College
 St. Cloud State @ Michigan Tech
 Minnesota @ Wisconsin
 Providence @ Minnesota-Duluth

Sunday, November 9
 AK-Anchorage @ Denver

OTHER POINTS OF NOTE

Injury Report: Sophomore **D Ben Clymer (Bloomington, Minn.)** will return to practice in a limited capacity on Monday of this week, with his availability for this weekend to be determined later this week. Sophomore **F Cory Miller (Bloomington, Minn.)** will have precautionary x-rays on his ailing knee on Tuesday morning. His status for this weekend will be determined as a result of the x-rays and his progress at practice.

Coach Woog: Minnesota Head Coach Doug Woog has produced unparalleled numbers as the man behind the Golden Gopher bench over the last 12 seasons. Entering Friday's game, Woog has a career record of 360-149-31 (.695) overall and a WCHA mark of 260-102-29 (.702). Minnesota has appeared in the NCAA Tournament in each of Woog's 12 seasons and has finished first or second in the WCHA in 11 of his 12 campaigns.

All In The Family: Freshman **F Erik Westrum (Apple Valley, Minn.)** opened the scoring for the Golden Gophers by connecting on the game's first shot at the 2:09 mark of the first period in Friday's win over North Dakota. Westrum added an empty-net goal, the eventual game-winner, at 18:32 of the third period for the first two goals of his Golden Gopher career. Erik's father, Pat, was a Golden Gopher defenseman who along with North Dakota Head Coach Dean Blais were members of Minnesota's 1969-70 WCHA Championship team. Pat scored his first goal, an unassisted empty-netter, as insurance in a 4-2 Golden Gopher win at Colorado College (Nov. 30, 1969). The elder Westrum also added an assist on the eventual game-winning goal in the contest.

U of M Raises \$10,000 For Engelstad Arena: Before the beginning of Saturday's game against North Dakota, Golden Gopher captains Ryan Kraft and Casey Hankinson presented Fighting Sioux captain Mitch Vig with a check for \$10,000 to aid the repair of damaged Ralph Engelstad Arena in Grand Forks. The arena was damaged during the devastating floods of last spring in the Red River Valley. The U of M had set up collection bins in the lobby of Mariucci Arena all last week and at concession stands during last weekend's series for fans to make their contributions toward the effort.

KSTP-AM 1500 Returns As Golden Gopher Radio Home: KSTP-AM 1500 is back as the Golden Gophers' official radio home for the 1997-98 season. Dan Terhaar calls the action with former Golden Gopher and North Stars head coach Glen Sonmor handling color commentary. KSTP's Robb Leer offers pregame, intermission and postgame interviews. KSTP-AM 1500 is slated to cover all Golden Gopher games during the 1997-98 season.

MSC To Broadcast 28 Regular-Season Games In 1997-98: Midwest Sports Channel will broadcast 28 Golden Gopher hockey regular-season games in 1997-98, including the College Hockey Showcase and the Dodge/Mariucci Classic in addition to the 1998 WCHA Final Five. Frank Mazzocco (play-by-play) and Tom Reid (analyst) will once again handle the broadcast duties. Ryan Lefebvre will anchor the pregame show and conduct the between period interviews. MSC's pregame lineup for Golden Gopher hockey will include the "Doug Woog Show" one hour before game time, and MSC Sports Connection, which will air one half-hour before game time.

The Last Time

Minnesota Swept A Road Series:
 January 24-25, 1997 @ Michigan Tech
 (5-2, 8-4)

Minnesota Was Swept In A Road Series:
 January 31-February 1, 1997 @ North Dakota
 (6-4, 6-2)

Minnesota Swept A Home Series: March 7-8, 1997 vs. Alaska-Anchorage (8-2, 5-1)

Minnesota Was Swept In A Home Series:
 December 10-11, 1994 vs. Denver
 (4-3, 3-2)

Minnesota Shut Out An Opponent: February 22, 1997 @ Colorado College (Steve DeBus, 3-0)

An Opponent Shut Out Minnesota: March 4, 1995 @ St. Cloud State (3-0)

Minnesota Player Scored A Hat Trick: March 1, 1997 (Ryan Kraft, 7-3 Minnesota win)

Minnesota Player Scored A Natural Hat Trick:
 December 30, 1994 @ Mariucci Arena vs. Yale
 (Ryan Kraft, 6-2 Minnesota win)

An Opponent Scored A Hat Trick: February 1, 1997 @ North Dakota (Jason Blake, 6-2 Minnesota loss)

Minnesota Player Scored Four Goals In A Game: November 9, 1996 vs. North Dakota (Casey Hankinson, 10-6 Minnesota win)

Minnesota Had 50 or More Shots On Goal In A Game: March 14, 1997 vs. St. Cloud State at WCHA Final Five (52 shots, 5-4 Minnesota overtime win)

Opponent Had 50 or More Shots On Goal In A Game: January 31, 1997 @ North Dakota (51 shots, 6-4 Minnesota loss)

Minnesota Player Scored A Short-handed Goal: October 31, 1997 vs. North Dakota (Aaron Miskovich, 6-5 Minnesota win)

Minnesota Won In Overtime: March 14, 1997 vs. St. Cloud State at WCHA Final Five (5-4)

Minnesota Lost In Overtime: March 15, 1997 vs. North Dakota at WCHA Final Five (4-3)

Minnesota Tied In Overtime: February 21, 1997 @ Colorado College (3-3)

Minnesota Scored 10 Goals Or More In A Game: November 9, 1996 vs. North Dakota (10-6 Minnesota win)

Opponent Scored 10 Goals Or More In A Game: January 30, 1993 @ Michigan Tech (10-2 Minnesota loss)

TEAM SEASON HIGHS/LOWS

MOST GOALS/GAME	(6) 10/31 vs. North Dakota
LEAST GOALS/GAME	(1) 11/17 vs. Maine
MOST ASSISTS/GAME	(10) 10/31 vs. North Dakota
LEAST ASSISTS/GAME	(2) 11/17 vs. Maine
MOST GOALS AGAINST/GAME	(6) 11/17 vs. Maine
LEAST GOALS AGAINST/GAME	(1) 11/25 @ UMD
MOST ASSISTS AGAINST/GAME	(10) 11/17 vs. Maine; 10/31 vs. North Dakota
LEAST ASSISTS AGAINST/GAME	(2) 11/18 vs. Maine; 11/25 @ UMD
MOST GOALS/PERIOD	(3) 3rd, 10/31 vs. North Dakota
MOST GOALS AGAINST/PERIOD	(3) 2nd, 11/24 @ UMD; 3rd, 10/31 & 11/1 vs. North Dakota
MOST SHOTS ON GOAL/GAME	(38) 11/24 @ UMD
LEAST SHOTS ON GOAL/GAME	(29) 11/25 @ UMD
MOST SHOTS AGAINST/GAME	(44) 11/24 @ UMD
LEAST SHOTS AGAINST/GAME	(24) 11/18 vs. Maine
MOST SHOTS ON GOAL/PERIOD	(17) 1st, 11/18 vs. Maine
MOST SHOTS AGAINST/PERIOD	(16) 1st, 11/17 vs. Maine; 2nd, 11/24 @ UMD; 2nd, 10/31 vs. No. Dak.
MOST PENALTIES/GAME	(14) 11/25 @ UMD
LEAST PENALTIES/GAME	(5) 11/17 & 11/18 vs. Maine
MOST PIM/GAME	(36) 11/25 @ UMD
LEAST PIM/GAME	(10) 11/18 vs. Maine
MOST OPP. PENALTIES/GAME	(11) 11/25 @ UMD
LEAST OPP. PENALTIES/GAME	(4) 10/31 vs. North Dakota
MOST OPP. PIM/GAME	(22) 11/25 @ UMD
LEAST OPP. PIM/GAME	(8) 10/31 vs. North Dakota

MULTIPLE-POINT GAMES

Player (games)	Last Time	Record
Smith (3)	10/31 vs. UND (2a)	2-1-0
Anderson (2)	10/31 vs. UND (1g, 1a)	1-1-0
Berg (2)	10/31 vs. UND (1g, 1a)	1-1-0
Kraft (1)	10/26 @ UMD (1g, 2a)	1-0-0
Mills (1)	10/31 vs. UND (1g, 1a)	1-0-0
Miskovich (1)	10/31 vs. UND (2g)	1-0-0
Spehar (1)	10/31 vs. UND (2a)	1-0-0
Westrum (1)	10/31 vs. UND (2g)	1-0-0

DID YOU KNOW...

Ryan Kraft (22) and Dave Spehar (20) both celebrate birthdays on Friday of this week (Nov. 7), with Steve DeBus turning 25 on Saturday (Nov. 8) • Reggie Berg's goal just :07 into the game on Saturday was the fastest goal to start a home game in U of M school history, and marked the second-fastest goal to start a game all-time. Bill Klatt scored just :05 into a game against Michigan at Ann Arbor on Jan. 13, 1968 • the Golden Gophers are 67-6-2 (.907) the last three-plus seasons when leading after two periods, and 50-9-2 (.823) over the last two seasons when scoring first. The opposite of those statistics occurred in Saturday's loss to UND, when Minnesota scored first, held a lead after two periods, and lost the game (3-2) • a total of eight Golden Gophers have been drafted by NHL organizations. A listing of players drafted and the respective organization follows: Mike Anderson--Washington; Reggie Berg--Toronto; Ben Clymer--Boston; Jason Godbout--Pittsburgh; Casey Hankinson--Chicago; Ryan Kraft--San Jose; Aaron Miskovich--Colorado; Wyatt Smith--Phoenix

AND FINALLY...

Golden Gophers Travel To Alaska-Anchorage Next Weekend: Minnesota will embark on the second of two consecutive WCHA road trips when they travel to Alaska-Anchorage for a weekend series against the Seawolves. Both games begin at 10:05 p.m., with KSTP-AM (1500) broadcasting both contests live. There is no television for the UAA series.

Woog On The Air: WCCO-AM (830) with Moose Miller, Mondays and Fridays at 5:35 p.m. KSTP-AM (1500) with Pat Reusse and Joe Soucheray, Saturday mornings at 11 a.m., Mondays at a to be determined time, and the postgame show. KARE-TV (Ch. 11) Gopher Sports Extra on selected Saturdays during the season.

Everybody's Gone Surfin': Check out the Golden Gopher Men's Athletics Home Page on the World Wide Web at www.gophersports.com for the latest information on all sports teams. Press releases, rosters, player information and statistics are some of the items to be found while browsing on Goldy's information super highway.

WCHA WEEKLY HONORS

DEFENSIVE PLAYER OF THE WEEK
October 27 Steve DeBus

Minnesota's Record When In 1997-98

Overall Record	3-3-0
WCHA Record	2-2-0
Home Record	2-2-0
Road Record	1-1-0
Neutral Site Record	0-0-0
Last 20 Games (retro to 1996-97)	13-6-1
Last 10 Games (retro to 1996-97)	5-5-0
Last 5 Games	3-2-0
Power Play	3 of 26 (.115)
Penalty Kill	24 of 29 (.828)
Scoring A Power-Play Goal	2-1-0
Not Scoring A Power-Play Goal	1-2-0
Allowing A Power-Play Goal	2-2-0
Not Allowing A Power-Play Goal	1-1-0
Scoring A Short-Handed Goal	1-0-0
Allowing A Short-Handed Goal	0-1-0
Penalties/Avg. Per Game	49/8.2
Penalty Minutes/Avg. Per Game	128/21.3
10 Or More Penalties	1-1-0
Less Than 10 Penalties	2-2-0
More Penalties Than Opponent	2-1-0
Less Penalties Than Opponent	1-1-0
Same Amount Of Penalties	0-1-0
In One-Goal Games	2-1-0
In Two-Goal Games	0-1-0
In Three-Goal or More Games	1-1-0
In Overtime Games	0-0-0
Scoring 4 or More Goals	2-0-0
Scoring 3 or More Goals	3-1-0
Scoring 2 or Less Goals	0-2-0
Allowing 4 or More Goals	1-2-0
Allowing 3 or Less Goals	3-0-0
Scoring First	3-1-0
Opponents Score First	0-2-0
Leading After One Period	3-1-0
Trailing After One Period	0-1-0
Tied After One Period	0-1-0
Leading After Two Periods	3-1-0
Trailing After Two Periods	0-2-0
Tied After Two Periods	0-0-0
Having 10-19 Shots On Goal	0-0-0
Having 20-29 Shots On Goal	1-0-0
Having 30-39 Shots On Goal	2-3-0
Having 40 or more Shots On Goal	0-0-0
Allowing 10-19 Shots On Goal	0-0-0
Allowing 20-29 Shots On Goal	2-1-0
Allowing 30-39 Shots On Goal	1-1-0
Allowing 40 or more Shots On Goal	0-1-0
Outshooting Opponent	2-1-0
Opponent Outshoots Minnesota	1-2-0
Shots Are Even	0-0-0
October	3-2-0
November	0-1-0
December	0-0-0
January	0-0-0
February	0-0-0
March	0-0-0
First Game Of A Series	1-2-0
Second Game Of A Series	2-1-0
Series Record	0-0-3
Games Following A Win	1-2-0
Games Following A Loss	2-1-0
Games Following A Tie	0-0-0

University of Minnesota
 1997-98 Men's Ice Hockey Statistics
 Record: 3- 3/ 2- 2 WCHA

Date	Opponent	Score	Record	Site	Attend	Goaltender of Record
10/17	Maine	1 - 6 L	0- 1	H Mariucci Arena	9866	Steve DeBus 0- 1
10/18	Maine	W 3 - 2	1- 1	H Mariucci Arena	9749	Steve DeBus 1- 1
10/24	*Minnesota-Duluth	3 - 5 L	1- 2	A Duluth, Minn.	5590	Steve DeBus 1- 2
10/25	*Minnesota-Duluth	W 5 - 1	2- 2	A Duluth, Minn.	5420	Steve DeBus 2- 2
10/31	*North Dakota	W 6 - 5	3- 2	H Mariucci Arena	9847	Steve DeBus 3- 2
11/ 1	*North Dakota	2 - 3 L	3- 3	H Mariucci Arena	9859	Steve DeBus 3- 3

*-WCHA Game

Record	W	L	Pct	Attendance #	Total	Avg
All Games	3	3	.500	Home	4	39321 9830
WCHA	2	2	.500	Away	2	11010 5505
Home	2	2	.500	Neutral	0	0 0
Away	1	1	.500	Total	6	50331 8388
Neutral	0	0	.000			
Ahead After 1 Period	3	1	.750			
Behind After 1 Period	0	1	.000			
Tied After 1 Period	0	1	.000			
Ahead After 2 Periods	3	1	.750			
Behind After 2 Periods	0	2	.000			
Tied After 2 Periods	0	0	.000			
Score First	3	1	.750			
Do Not Score First	0	2	.000			

University of Minnesota
1997-98 Men's Ice Hockey Statistics
Record: 3- 3/ 2- 2 WCHA

Golden Gophers	GP/ GS	G	A	Pts	+ / -	Sht	Sht %	Pen/	Min	PP	SH	EN	GW	GT	HT
Ryan Kraft	6/ 4	1	6	7	4	19	5.3	1 /	2	0	0	0	1	0	0
Wyatt Smith	6/ 3	4	2	6	5	26	15.4	5 /	10	0	0	0	0	0	0
Dave Spehar	6/ 3	2	4	6	6	9	22.2	1 /	2	0	0	0	0	0	0
Mike Anderson	6/ 2	1	4	5	1	21	4.8	2 /	12	1	0	0	0	0	0
Reggie Berg	6/ 3	1	3	4	-1	20	5.0	5 /	21	0	0	0	0	0	0
Bill Kohn	6/ 5	2	1	3	4	9	22.2	2 /	4	0	0	0	0	0	0
Aaron Miskovich	6/ 0	2	1	3	-4	11	18.2	4 /	8	0	1	0	0	0	0
Erik Westrum	6/ 0	2	0	2	-1	6	33.3	2 /	4	0	0	1	1	0	0
Dylan Mills	6/ 0	1	1	2	0	3	33.3	1 /	2	0	0	0	0	0	0
Casey Hankinson	6/ 2	1	1	2	0	20	5.0	5 /	21	0	0	0	0	0	0
Nate Miller	6/ 1	1	1	2	-4	8	12.5	4 /	8	0	0	0	0	0	0
Rico Pagel	6/ 0	1	1	2	-3	13	7.7	0 /	0	1	0	0	1	0	0
Mike Lyons	5/ 0	0	2	2	-1	2	0.0	4 /	8	0	0	0	0	0	0
Jason Godbout	6/ 0	1	0	1	-3	5	20.0	2 /	4	1	0	0	0	0	0
Brett Abrahamson	6/ 6	0	1	1	2	4	0.0	4 /	8	0	0	0	0	0	0
Stuart Senden	6/ 0	0	1	1	-1	3	0.0	0 /	0	0	0	0	0	0	0
Matt Leimbek	4/ 0	0	1	1	0	2	0.0	0 /	0	0	0	0	0	0	0
Ryan Trebil	6/ 0	0	0	0	-3	3	0.0	6 /	12	0	0	0	0	0	0
Ben Clymer	1/ 1	0	0	0	-1	5	0.0	1 /	2	0	0	0	0	0	0
Cory Miller	2/ 0	0	0	0	0	2	0.0	0 /	0	0	0	0	0	0	0
Steve DeBus	6/ 6	0	0	0	0	0	0.0	0 /	0	0	0	0	0	0	0
Erik Day	1/ 0	0	0	0	0	0	0.0	0 /	0	0	0	0	0	0	0
Golden Gophers	6/ 6	20	30	50		191	10.5	49 /	128	3	1	1	3	0	0
Opponents	6/ 6	22	33	55		197	11.2	43 /	86	5	1	0	3	0	0

Bench Penalties: Golden Gophers 0 (0 Minutes); Opponents 1 (2 Minutes)
Power Play: Golden Gophers 3/26 (11.5%); Opponents 5/29 (17.2%);

Goaltending Statistics

Golden Gophers	GP/ GS	Min	GAA	W	L	T	ENG	Sho	GA	Sv	Sv %
Erik Day	1 / 0	4:55	0.00	0	0	0	0	0	0	2	1.000
Steve DeBus	6 / 6	352:11	3.75	3	3	0	0	0	22	173	.887
Golden Gophers	6 / 6	357:06	3.70	3	3	0	0	0	22	175	.888
Opponents	6 / 6	358:16	3.18	3	3	0	1	0	19	171	.900

Statistics by Period

Goals	1	2	3	Tot	Penalties	1	2	3	Tot
Golden Gophers	9	3	8	20	Golden Gophers	14	19	16	49
Opponents	3	9	10	22	Opponents	13	18	12	43
Shots	1	2	3	Tot	Penalty Minutes	1	2	3	Tot
Golden Gophers	68	67	56	191	Golden Gophers	28	49	51	128
Opponents	57	68	72	197	Opponents	26	36	24	86

University of Minnesota
1997-98 Men's Ice Hockey Statistics
WCHA Games Only

Golden Gophers	GP/ GS	G	A	Pts	+/-	Sht	Sht %	Pen/	Min	PP	SH	EN	GW	GT	HT
Wyatt Smith	4/ 2	4	2	6	4	20	20.0	4 /	8	0	0	0	0	0	0
Ryan Kraft	4/ 3	1	4	5	2	14	7.1	1 /	2	0	0	0	1	0	0
Dave Spehar	4/ 2	1	3	4	4	6	16.7	1 /	2	0	0	0	0	0	0
Reggie Berg	4/ 2	1	3	4	-1	17	5.9	3 /	6	0	0	0	0	0	0
Mike Anderson	4/ 1	1	3	4	1	10	10.0	1 /	10	1	0	0	0	0	0
Aaron Miskovich	4/ 0	2	1	3	-2	8	25.0	3 /	6	0	1	0	0	0	0
Erik Westrum	4/ 0	2	0	2	-1	3	66.7	2 /	4	0	0	1	1	0	0
Dylan Mills	4/ 0	1	1	2	-1	1	100.0	1 /	2	0	0	0	0	0	0
Casey Hankinson	4/ 1	1	1	2	1	18	5.6	5 /	21	0	0	0	0	0	0
Nate Miller	4/ 1	1	0	1	-2	6	16.7	4 /	8	0	0	0	0	0	0
Jason Godbout	4/ 0	1	0	1	-3	4	25.0	1 /	2	1	0	0	0	0	0
Bill Kohn	4/ 4	0	1	1	3	4	0.0	2 /	4	0	0	0	0	0	0
Stuart Senden	4/ 0	0	1	1	-1	1	0.0	0 /	0	0	0	0	0	0	0
Rico Pagel	4/ 0	0	1	1	-1	8	0.0	0 /	0	0	0	0	0	0	0
Mike Lyons	4/ 0	0	1	1	-2	2	0.0	4 /	8	0	0	0	0	0	0
Matt Leimbek	3/ 0	0	1	1	0	1	0.0	0 /	0	0	0	0	0	0	0
Ryan Trebil	4/ 0	0	0	0	-1	1	0.0	5 /	10	0	0	0	0	0	0
Brett Abrahamson	4/ 4	0	0	0	4	2	0.0	2 /	4	0	0	0	0	0	0
Cory Miller	1/ 0	0	0	0	0	2	0.0	0 /	0	0	0	0	0	0	0
Steve DeBus	4/ 4	0	0	0	0	0	0.0	0 /	0	0	0	0	0	0	0
Golden Gophers	4/ 4	16	23	39		128	12.5	39 /	97	2	1	1	2	0	0
Opponents	4/ 4	14	21	35		135	10.4	32 /	64	2	0	0	2	0	0

Bench Penalties: Golden Gophers 0 (0 Minutes); Opponents 1 (2 Minutes)

Power Play: Golden Gophers 2/16 (12.5%); Opponents 2/20 (10.0%);

Goaltending Statistics

Golden Gophers	GP/ GS	Min	GAA	W	L	T	ENG	Sho	GA	Sv	Sv %
Steve DeBus	4 / 4	237:06	3.54	2	2	0	0	0	14	121	.896
Golden Gophers	4 / 4	237:06	3.54	2	2	0	0	0	14	121	.896
Opponents	4 / 4	238:58	3.77	2	2	0	1	0	15	112	.882

Statistics by Period

Goals	1	2	3	Tot	Penalties	1	2	3	Tot
Golden Gophers	6	3	7	16	Golden Gophers	13	16	10	39
Opponents	1	6	7	14	Opponents	11	13	8	32
Shots	1	2	3	Tot	Penalty Minutes	1	2	3	Tot
Golden Gophers	43	41	44	128	Golden Gophers	26	43	28	97
Opponents	33	52	50	135	Opponents	22	26	16	64

1997-98 GAME SUMMARIES

GAME 1
October 17, 1997
Mariucci Arena

MAINE	6
MINNESOTA	1

Scoring	1	2	3	OT	F
Maine	2	2	2	-	6
Minnesota	1	0	0	-	1

1ST PERIOD — **Maine:** Guite (Trattnig), 2:24; **Minn:** Kohn (Kraft, Spehar), 7:01; **Maine:** Kerluke (Gutie), 19:03.

2ND PERIOD — **Maine:** Jaasklainen (Larose, Guite), 3:26; **Maine:** Trattnig (Kariya, Cullen), 16:17, ppg.

3RD PERIOD — **Maine:** Parmentier (Kerluke, Kariya), 11:50, ppg; **Maine:** Stewart (Gustafsson, Michaud), 19:40, shg.

Shots on Goal: Maine 16-9-12--38, Minnesota 8-16-8--32

Power Plays: Maine 2-5, Minnesota 0-5

Goalies: Maine: Michaud (32 shots, 31 sv), Minnesota: DeBus (38 shots, 32 sv)

Penalties: Maine 5-10, Minnesota 5-21

Att: 9,866

Game Recap: Maine scored two power-plays goals and added a late short-handed goal to stifle Minnesota in its home opener. Bill Kohn scored his first goal of the year in the first period to tally the Golden Gophers' only goal of the night. The attendance of 9,866 was the second-largest crowd ever to see a game at the new Mariucci Arena. It was also the largest goal differential in a Minnesota loss at the new Mariucci Arena.

GAME 2
October 18, 1997
Mariucci Arena

MINNESOTA	3
MAINE	2

Scoring	1	2	3	OT	F
Maine	0	1	1	-	2
Minnesota	2	0	1	-	3

1ST PERIOD — **Minn:** Kohn (N. Miller), 5:39; **Minn:** Spehar (Kraft, Lyons), 7:08.

2ND PERIOD — **Maine:** Kariya (Price), 7:49.

3RD PERIOD — **Minn:** Pagel (Anderson, Abrahamson), 2:12, ppg; **Maine:** Kariya 2 (Michaud), 4:07, ppg.

Shots on Goal: Maine 8-7-9--24, Minnesota 17-10-4--31

Power Plays: Maine 1-4, Minnesota 1-5

Goalies: Maine: Michaud (31 shots, 28 sv), Minnesota: DeBus (22 shots, 20 sv);

Day (2 shots, 2 sv)

Penalties: Maine 6-12, Minnesota 5-10

Att: 9,749

Game Recap: Bill Kohn opened scoring with his second goal in as many games, while Dave Spehar scored less than two minutes later to give the Golden Gophers an early 2-0 lead. Steve Kariya put Maine within one with the only goal of the second period, but Rico Pagel capitalized on the Minnesota power play early in the third to re-establish a two-goal cushion. Kariya added his second goal of the game on the Black Bears' power play two minutes later to make it close, but Minnesota kept Maine in check the rest of the period to end its six-game losing streak against the Black Bears.

GAME 3
October 24, 1997
DECC

MINNESOTA-DULUTH	5
MINNESOTA	3

Scoring	1	2	3	OT	F
Minnesota	1	1	1	-	3
Minnesota-Duluth	1	3	1	-	5

1ST PERIOD — **UMD:** C. Anderson (Scissons, Homstol), 6:03; **Minn:** Smith (Kraft), 13:39.

2ND PERIOD — **Minn:** Smith (Kohn, Spehar), 6:03; **UMD:** Homstol (unassisted), 10:10; **UMD:** C. Anderson 2 (Scissons), 13:41; **UMD:** Bois (Peluso), 14:18.

3RD PERIOD — **UMD:** Homstol 2 (Doell, C. Anderson), 2:52, ppg; **Minn:** N. Miller (Miskovich), 6:57.

Shots on Goal: Minnesota 10-12-16--38, UMD 14-16-14--44

Power Plays: Minnesota 0-5, UMD 1-6

Goalies: Minnesota: DeBus (44 shots, 39 sv), UMD: Nicklin (38 shots, 35 sv)

Penalties: Minnesota 11-22, UMD 10-20

Att: 5,590

Game Recap: Minnesota-Duluth scored three unanswered goals in the second period to build a 4-2 lead the Golden Gophers could not close. The teams traded goals early in the third period to make the game within reach for Minnesota, but strong goaltending from UMD's Brant Nicklin kept the Gophers at bay, 5-3. Wyatt Smith led the Maroon and Gold with his first two goals of the year. Aaron Miskovich tallied his first collegiate point with an assist on Nate Miller's third period goal.

GAME 4
October 25, 1997
DECC

MINNESOTA	5
MINNESOTA-DULUTH	1

Scoring	1	2	3	OT	F
Minnesota	2	1	2	-	5
Minnesota-Duluth	0	1	0	-	1

1ST PERIOD — **Minn:** Spehar (Hankinson), 6:34; **Minn:** Kraft (M. Anderson, Berg), 16:36.

2ND PERIOD — **UMD:** Homstol (Scissons, Lidster), 6:24, ppg; **Minn:** Smith (Kraft, M. Anderson), 11:23.

3RD PERIOD — **Minn:** Godbout (Berg, Kraft), 4:56, ppg; **Minn:** Smith 2 (unassisted), 9:54.

Shots on Goal: Minnesota 13-10-6--29, UMD 4-13-9--26

Power Plays: Minnesota 1-3, UMD 1-5

Goalies: Minnesota: DeBus (26 shots, 25 sv), UMD: Nicklin (29 shots, 24 sv)

Penalties: Minnesota 14-36, UMD 11-22

Att: 5,420

Game Recap: Minnesota bounced back for the second straight weekend to take the second game of the two-game series. Dave Spehar opened scoring early in the first period, and Ryan Kraft, who had a goal and three assists for the weekend, added another to give the Gophers a 2-0 lead after one period. Duluth's Ryan Homstol scored on the power play early in the second period to cut the lead to one goal, but Minnesota finished the game with three unanswered goals to earn the 5-1 win. Wyatt Smith added two goals for the Golden Gophers, giving him four for the series. Reggie Berg and Mike Anderson each had two assists.

1997-98 GAME SUMMARIES

GAME 5

October 31, 1997
Mariucci Arena

MINNESOTA	6
NORTH DAKOTA	5

Scoring	1	2	3	OT	F
North Dakota	0	2	3	-	5
Minnesota	2	1	3	-	6

1ST PERIOD — Minn: Westrum (Senden, Leimbeck), 2:09; Minn: Hankinson (Spehar, Mills), 19:13.

2ND PERIOD — ND: Armbrust (Defauw, Vig), 10:07; ND: Je. Ulmer (Calder, Jo. Blake), 10:51; Minn: Miskovich (Lyons), 15:09, shg.

3RD PERIOD — Minn: Miskovich (Page), 12:51; Minn: Mills (Spehar, Smith), 13:52; ND: Dorey (Williamson, Bull), 16:56; Minn: Westrum (Smith, N. Miller), 18:32; eng; ND: Williamson (Armbrust, Defauw), 19:00; ND: Murphy (Williamson, Calder), 19:08.

Shots on Goal: North Dakota 6-16-15--37, Minnesota 11-7-13--31

Power Plays: North Dakota 0-5, Minnesota 0-2

Goalies: North Dakota: Schweitzer (31 shots, 25 svcs), Minnesota: DeBus (37 shots, 32 svcs)

Penalties: North Dakota 4-8, Minnesota 8-27

Att: 9,847

Game Recap: It was a night for the newcomers as Minnesota freshmen accounted for five goals and eight points. Both Erik Westrum and Aaron Miskovich scored two goals, the firsts of their collegiate career, while Dylan Mills scored his first goal in a Golden Gopher uniform. Westrum's empty-net goal appeared to seal it for Minnesota, but North Dakota scored two goals in eight seconds with under a minute to go in the game to make it close. Minnesota raised its record to 7-0-2 against the Sioux in the new Mariucci Arena.

GAME 6

November 1, 1997
Mariucci Arena

NORTH DAKOTA	3
MINNESOTA	2

Scoring	1	2	3	OT	F
North Dakota	0	0	3	-	3
Minnesota	1	0	1	-	2

1ST PERIOD — Minn: Berg (Anderson), 0:07.

2ND PERIOD — No Scoring.

3RD PERIOD — ND: Je. Panzer (Dorey), 2:58; Minn: Anderson (Kraft, Berg), 5:55, ppg; ND: Williamson (Calder), 7:49; ND: Murphy (Vig), 9:14.

Shots on Goal: North Dakota 9-7-12--28, Minnesota 9-12-9--30

Power Plays: North Dakota 0-4, Minnesota 1-6

Goalies: North Dakota: Schweitzer (30 shots, 28 svcs), Minnesota: DeBus (28 shots, 25 svcs)

Penalties: North Dakota 7-14, Minnesota 6-12

Att: 9,859

Game Recap: Reggie Berg scored the Golden Gophers' second-fastest goal in history just seven seconds into the game to give Minnesota the early lead. The two teams then played 42:51 of scoreless hockey before Sioux freshman Jeff Panzer tied the game early in the third period. Mike Anderson gave the Golden Gophers the lead again on the power play two minutes later, but North Dakota capitalized twice within two minutes to reestablish a Sioux lead. North Dakota won for the first time at the new Mariucci Arena, making the series record 7-1-2 in Minnesota's favor in the new rink.

Minnesota Hockey Career Stats

Note: Current players are listed who have played more than one full season of college hockey. Totals are updated through November 1, 1997 (six games).

#8 • Brett Abrahamson

Year	GP	G	A	TP	P/PIM	PP	GW	SH	HT	
93-94	<i>Redshirted</i>									
94-95	<i>Did not play</i>									
95-96	3	1	0	1	2/12	0	1	0	0	
96-97	35	5	8	13	20/48	0	1	0	0	
97-98	6	0	1	1	4/8	0	0	0	0	
Total	44	6	9	15	26/68	0	2	0	0	

#10 • Mike Anderson

Year	GP	G	A	TP	P/PIM	PP	GW	SH	HT
95-96	28	3	6	9	20/51	0	1	0	0
96-97	42	9	11	20	19/46	1	0	0	0
97-98	6	1	4	5	2/12	1	0	0	0
Total	76	13	21	34	41/109	2	1	0	0

#19 • Reggie Berg

Year	GP	G	A	TP	P/PIM	PP	GW	SH	HT
95-96	40	23	11	34	29/69	2	2	1	2
96-97	38	11	26	37	20/48	3	1	0	0
97-98	6	1	3	4	5/21	0	0	0	0
Total	84	35	40	75	54/138	5	3	1	2

#14 • Cory Miller

Year	GP	G	A	TP	P/PIM	PP	GW	SH	HT
96-97	11	1	0	1	0/0	0	0	0	0
97-98	2	0	0	0	0	0	0	0	0
Total	13	1	0	1	0/0	0	0	0	0

#5 • Ryan Trebil

Year	GP	G	A	TP	P/PIM	PP	GW	SH	HT
96-97	8	0	0	0	4/8	0	0	0	0
97-98	6	0	0	0	6/12	0	0	0	0
Total	14	0	0	0	10/20	0	0	0	0

#34 • Steve DeBus

Year	G	W-L-T	MIN	GA	GAA	SV	SV%
93-94	<i>Did not play</i>						
94-95	<i>Redshirted</i>						
95-96	24	15-7-0	1314	63	2.88	539	.895
96-97	38	25-12-1	2283	120	3.15	953	.888
97-98	6	3-3-0	352	22	3.75	173	.887
Total	68	43-22-1	3949	205	3.12	1665	.890

#26 • Jason Godbout

Year	GP	G	A	TP	P/PIM	PP	GW	SH	HT
94-95	32	1	4	5	14/28	0	0	0	0
95-96	39	6	7	13	12/24	0	1	0	0
96-97	42	2	9	11	19/46	0	0	1	0
97-98	6	1	0	1	2/4	1	0	0	0
Total	119	10	20	30	47/102	1	1	1	0

#9 • Casey Hankinson

Year	GP	G	A	TP	P/PIM	PP	GW	SH	HT
94-95	33	7	1	8	24/86	2	2	0	0
95-96	39	16	19	35	41/101	8	1	0	1
96-97	42	17	24	41	26/79	7	2	0	1
97-98	6	1	1	2	5/21	0	0	0	0
Total	120	41	45	86	96/287	17	5	0	2

#29 • Rico Pagel

Year	GP	G	A	TP	P/PIM	PP	GW	SH	HT
96-97	29	5	5	10	6/12	0	0	0	0
97-98	6	1	1	2	0/0	1	1	0	0
Total	35	6	6	12	6/12	1	1	0	0

#24 • Bill Kohn

Year	GP	G	A	TP	P/PIM	PP	GW	SH	HT
95-96	7	0	2	2	4/8	0	0	0	0
96-97	42	5	10	15	40/80	2	1	0	0
97-98	6	2	1	3	2/4	0	0	0	0
Total	55	7	13	20	46/92	2	1	0	0

#35 • Erik Day

Year	G	W-L-T	MIN	GA	GAA	SV	SV%
96-97	5	3-1-0	240:27	4	1.00	86	.956
97-98	2	0-0-0	4:55	0	0.00	2	1.000
Total	7	3-1-0	245:22	4	0.979	88	.957

#7 • Ryan Kraft

Year	GP	G	A	TP	P/PIM	PP	GW	SH	HT
94-95	44	13	33	46	22/44	7	1	0	1
95-96	41	13	24	37	12/24	4	1	1	1
96-97	42	25	21	46	13/37	11	2	0	2
97-98	6	1	6	7	1/2	0	0	0	0
Total	133	52	84	136	48/107	22	4	1	4

#22 • Ben Clymer

Year	GP	G	A	TP	P/PIM	PP	GW	SH	HT
96-97	29	7	13	20	28/64	3	1	1	1
97-98	1	0	0	0	1/2	0	0	0	0
Total	30	7	13	20	29/66	3	1	1	1

#17 • Wyatt Smith

Year	GP	G	A	TP	P/PIM	PP	GW	SH	HT
95-96	32	4	5	9	16/32	0	1	1	0
96-97	38	16	14	30	18/44	3	4	1	0
97-98	6	4	2	6	5/10	0	0	0	0
Total	76	24	21	45	39/86	3	5	2	0

#11 • Dave Spehar

Year	GP	G	A	TP	P/PIM	PP	GW	SH	HT
96-97	40	20	17	37	15/30	11	5	0	0
97-98	6	2	4	6	1/2	0	0	0	0
Total	46	22	21	43	16/32	11	5	0	0

#31 • Willy Marvin

Year	G	W-L-T	MIN	GA	GAA	SV	SV%
95-96	<i>Redshirted</i>						
96-97	4	0-0-0	13:13	1	4.54	3	.750
97-98	0	0-0-0	0:00	0	0.00	0	.000
Total	4	0-0-0	13:13	1	4.54	3	.750

GOLDEN GOPHER HOCKEY

Weekly Release & Notes/November 10, 1997

University of Minnesota Men's Athletics
Media Relations Office
Phone: 612.625.4090 • Fax: 612.625.0359
<http://www.gophersports.com>
Hockey Contact: Brad Ruiter

Minnesota (4-4-0, 3-3-0) at Alaska-Anchorage (1-6-1, 1-3-0)

Friday, November 14 10:05 p.m. Sullivan Arena Anchorage, Alaska
Saturday, November 15 10:05 p.m. Sullivan Arena Anchorage, Alaska

Series Information

Minnesota leads 17-5-2
Last 10 games - MN 9-0-1
First meeting - 12/21/86, MN 5-1
Last meeting - 3/8/97, MN 5-1
In Minnesota - Minnesota leads 8-3-0
In Anchorage - Minnesota leads 9-2-2
Minnesota's longest win streak - 7 (current)
Alaska-Anchorage's longest win streak - 3
'90s - MN 15-5-2
'80s - MN 2-0-0

Radio/TV: Both games will be broadcast live by KSTP-AM (1500) with Dan Terhaar and Glen Sonmor calling the action. There will be no television for this weekend's series against the Seawolves

Golden Gophers Last Weekend:

Minnesota split a weekend series against Wisconsin at Dane County Coliseum in Madison, Wis.

Seawolves Last Weekend: Alaska-Anchorage split a weekend series at Denver against the Pioneers

Series Notes: Minnesota and Alaska-Anchorage have met in the first round of the WCHA playoffs in each of the last two seasons • the last 10 Golden Gopher wins in the series have been by two or more goals • UAA prevented Minnesota from winning the 1993-94 WCHA regular-season championship by sweeping the Golden Gophers (3-2, 7-4) at Mariucci Arena on Feb. 18-19, 1994. The games mark the only sweep in series history by the Seawolves • this weekend marks the earliest Minnesota has visited Alaska-Anchorage in series history

Last Season vs. Alaska-Anchorage:

Minnesota won all four meetings between the two teams last season • the two teams met in Anchorage during the regular season and in Minnesota for the league playoffs • the Golden Gophers had season lows for penalties (3) and penalty minutes (6) against UAA on March 7 • Minnesota outscored Alaska-Anchorage 7-0 in the second period in the four meetings

Power-Play Success vs. Seawolves: The Golden Gophers have scored on their last seven power-play opportunities against the Seawolves, dating back to the first meeting last season. Minnesota was 2-for-2 in both playoff games and 3-for-3 in the second game in Anchorage last season. For the year, Minnesota was 9-for-11 (.818) with the man advantage against Alaska-Anchorage.

Team Comparisons (1997-98 season)

UAA		Minnesota
2/25 (.080)	PP	4/40 (.100)
24/27 (.889)	PK	34/39 (.872)
1-8-1	Last 10	5-5-0
0-2-0	vs. Top 10	2-2-0

Career Scoring vs. Alaska-Anchorage

Player (games)	G-A-Pts
Reggie Berg (10)	10-8-18
Ryan Kraft (12)	6-7-13
Mike Anderson (10)	3-2-5
Wyatt Smith (10)	2-3-5
Dave Spehar (4)	3-1-4
Casey Hankinson (12)	2-2-4
Ben Clymer (2)	1-2-3
Bill Kohn (4)	1-2-3
Jason Godbout (12)	0-2-2
Mike Lyons (4)	0-2-2
Rico Pagel (4)	1-0-1
Brett Abrahamson (4)	0-1-1
Nate Miller (4)	0-1-1

Career Scoring Notes: Berg scored five points (3g, 2a) in the WCHA first round playoff sweep last season • Kraft has two career hat tricks against the Seawolves (10/28/95 & 1/4/97) • Berg has six career multiple-point games vs. UAA

Steve DeBus Game-By-Game vs. UAA

Date	W/L	Min	G	A	GAA	SV	SV%
3/8/97	W	60:00	1	1.00	13	.929	
3/7/97	W	60:00	2	2.00	24	.923	
1/4/97	W	60:00	2	2.00	19	.905	
1/3/97	W	60:00	1	1.00	19	.950	
10/28/95	W	60:00	1	1.00	30	.968	
Total	5-0-0	300:00	7	1.40	105	.938	

Games in italics are at Anchorage

In Anchorage
2 games 2-0-0 120:00 3 1.50 38 .927

In Minneapolis
3 games 3-0-0 180:00 4 1.33 67 .944

SCHEDULE/RESULTS

Oct. 10	*&vs. Michigan	L 3-2
Oct. 17	MAINE	L 6-1
Oct. 18	MAINE	W 3-2
Oct. 24	@Minn-Duluth	L 5-3
Oct. 25	@Minn-Duluth	W 5-1
Oct. 31	NORTH DAKOTA	W 6-5
Nov. 1	NORTH DAKOTA	L 3-2
Nov. 7	@Wisconsin	W 4-2
Nov. 8	@Wisconsin	L 3-2
Nov. 14	@Alaska-Anchorage	10 p.m.
Nov. 15	@Alaska-Anchorage	10 p.m.
Nov. 21	COLORADO COLLEGE	7:30 p.m.
Nov. 22	COLORADO COLLEGE	7 p.m.
Nov. 28	#@Michigan	6 p.m.
Nov. 30	#@Michigan State	1 p.m.
Dec. 19	ST. CLOUD STATE	7:30 p.m.
Dec. 20	@St. Cloud State	7 p.m.
Dec. 27	^NORTHEASTERN	7 p.m.
Dec. 28	^BROWN/NOTRE DAME	4/7 p.m.
Dec. 30	*HV-71	7 p.m.
Jan. 2	MANKATO STATE	7:30 p.m.
Jan. 3	MANKATO STATE	7 p.m.
Jan. 16	DENVER	7:30 p.m.
Jan. 17	DENVER	7 p.m.
Jan. 23	MINN-DULUTH	7:30 p.m.
Jan. 24	MINN-DULUTH	7 p.m.
Jan. 30	@Michigan Tech	6 p.m.
Jan. 31	@Michigan Tech	4 p.m.
Feb. 6	WISCONSIN	7:30 p.m.
Feb. 7	&WISCONSIN	7 p.m.
Feb. 14	@North Dakota	2 p.m.
Feb. 15	@North Dakota	2 p.m.
Feb. 20	ALASKA-ANCHORAGE	7:30 p.m.
Feb. 21	ALASKA-ANCHORAGE	7:30 p.m.
Feb. 27	@Colorado College	8:30 p.m.
Feb. 28	@Colorado College	8 p.m.
Mar. 6	@St. Cloud State	7 p.m.
Mar. 7	ST. CLOUD STATE	7 p.m.
Mar. 13-15	WCHA PLAYOFFS	TBA
Mar. 19-21	WCHA Final Five Milwaukee, Wis.	
Mar. 27-29	NCAA Regional AnnArbor/Albany	
Apr. 2-4	NCAA Championships Boston	
	*-Exhibition Game	^-Mariucci Classic
	&-Target Center	#-College Hockey Showcase



SLAPSHOTS

Team Notes

Minnesota The Week Following The Trip To Alaska-Anchorage

Year	Opponent/Result
1996-97	DENVER/1-1 (W 3-2, L 5-2)
1995-96	Bye Week
1994-95	CC/1-1 (L 4-3, W 7-4)
1993-94	Bye Week
1992-93	MARIUCCI CLASSIC/ 0-2 (L 6-4, L 3-2)
1991-92	UND/2-0 (W 4-2, W 8-2)
1986-87	NORTHEASTERN (W 5-4) PROVIDENCE (W 9-2)

√ Minnesota is a combined 6-4-0 in weeks directly following its trips to Alaska • Minnesota is 4-2-0 in WCHA action in the weekend following the trips to Alaska

√ In losing Saturday's one-goal game to the Badgers (3-2), Minnesota played its fourth one-goal game of the young season. To follow along with the season theme, the Golden Gophers have split (2-2) the four one-goal contests. Last season, the Golden Gophers were 7-5 in 12 one-goal games. Since the beginning of the 1990-91 season, Minnesota is 60-30 (.667) in 90 games decided by one goal

√ Minnesota and Wisconsin played just 5:07 of 5-on-5 hockey during Saturday's first period, with the longest stretches being 1:27 and 1:03

√ The Golden Gophers have not allowed a power-play goal in their opponent's last 20 man-advantage opportunities

√ Minnesota is just 4-for-40 (.100) on the power play through eight games. Last season, Minnesota led the WCHA in power-play percentage (55-for-201, .274)

√ The Golden Gophers' last 10 regular season games (home and road) have been played before sellout crowds

√ Minnesota has outscored its opponents 11-4 in the first period this season but has been bested by opponents 12-5 in the second period. The Golden Gophers have trailed after one period only once (Oct. 17 vs. Maine) this season

√ In Minnesota's last four games, the team that has been outshot has won

√ Minnesota's defensemen have scored goals in six of the season's first eight games

Individual Notes

#5 Ryan Trebil

So., 6-1, 206, Bloomington, Minn.
√ Scored first career point with Friday's goal to open the scoring in the Golden Gophers' 4-2 win over the Badgers

#7 Ryan Kraft

Sr., 5-9, 190, Moorhead, Minn.
√ Second on the team in scoring with 1-6--7 through eight games
√ Team is 22-2-0 in Kraft's 24 multiple-point games over the last three seasons
√ Is just 14 points shy of becoming the 22nd member of the Golden Gopher 150-Point Club (52-84--136)

#8 Brett Abrahamson

Sr., 5-11, 189, Oakdale, Minn.
√ Scored his first goal of the season (seventh of his career) to open the scoring in Saturday's 4-2 loss to Wisconsin

#9 Casey Hankinson

Sr., 6-1, 202, Edina, Minn.
√ Has 16-22--38 in Minnesota's last 32 wins and just 2-3--5 in the team's last 17 losses and a tie
√ Currently in sixth place on the all-time U of M penalty minute list (289) behind Jeff Nielsen (292)
√ Fourth on the team with 28 shots on goal

#10 Mike Anderson

Jr., 6-1, 200, Bloomington, Minn.
√ Is second on the team with 32 shots on goal through eight games
√ Scored open-net goal to seal Friday's win over Wisconsin
√ Is +4 in the last five games

#11 Dave Spehar

So., 5-7, 185, Duluth, Minn.
√ Has scored a point in six of the season's first eight games
√ Tied for second on the team in scoring (2-5--7)

#13 Nate Miller

So., 6-2, 199, Anoka, Minn.
√ Scored second period goal (second of the season) for Minnesota in Saturday's loss

#17 Wyatt Smith

Jr., 5-11, 197, Warroad, Minn.
√ Totals of 16-14--30 in his last 27 games
√ Set up Friday's GWG with a beautiful pass (assist) on Berg's marker
√ Tied for the team lead with +6, including a team high +3 in Friday's win
√ Third on the team with 30 shots on goal

#18 Aaron Miskovich

Fr., 5-11, 190, Grand Rapids, Minn.
√ Leads Minnesota freshmen with 2-1--3 and 13 shots on goal through eight games

#19 Reggie Berg

Jr., 5-11, 182, Anoka, Minn.
√ Took over the team lead in scoring with a 2-2--4 effort in Friday's win over UW
√ Led Minnesota both on Friday (8) and for the weekend (13) in shots on goal
√ Minnesota is 18-1-0 in his career when he scores more than one point in a game
√ Leads the team with 33 shots on goal through eight games

#24 Bill Kohn

So., 6-0, 192, Roseville, Minn.
√ Leads Golden Gopher defensemen and is tied for the team lead with +6 through eight games
√ Has just one game this season with a negative plus/minus rating
√ Was the only Golden Gopher to score a point in both games last weekend against UW (one assist both Friday and Saturday)

#28 Matt Leimbek

Fr., 5-9, 186, Rochester, Minn.
√ Tallied an assist on Abrahamson's goal on Saturday evening vs. UW

#33 Erik Westrum

Fr., 5-11, 186, Apple Valley, Minn.
√ Assisted on Miller's goal on Saturday night vs. UW

#34 Steve DeBus

Sr., 5-9, 177, Rochester, Minn.
√ Stopped 34 of 36 shots (.944) in Friday night's 4-2 win over the Badgers
√ Has started the last 38 games in net for the Golden Gophers
√ Has played 783 of the last 788 minutes between the pipes for Minnesota (dating back to last season)
√ Lost for just the third time in the last 28 games Saturday vs. UW when allowing three or less goals in a game (24-3-1)

All-Time Record

Minnesota owns an all-time record of 1,292-716-104 (.637) in 76-plus seasons of hockey (2,112 games)

1997-98 WCHA STANDINGS/THIS WEEK'S SCHEDULE

The Last Time

Team (Overall Record)	GP	W	L	T	Pts	GF	GA	GDiff
1. Wisconsin (3-1-0)	4	3	1	0	6	12	9	+3
St. Cloud State (4-3-1)	4	3	1	0	6	13	10	+3
Minnesota (4-4-0)	6	3	3	0	6	22	19	+3
4. Colorado College (3-1-2)	4	2	1	1	5	14	12	+2
North Dakota (2-1-1)	4	2	1	1	5	15	13	+2
6. Minnesota-Duluth (3-5-0)	4	2	2	0	4	12	14	-2
Denver (2-3-0)	4	2	2	0	4	9	8	+1
8. Alaska-Anchorage (1-6-1)	4	1	3	0	2	5	12	-7
Michigan Tech (3-5-1)	6	1	5	0	2	16	25	-9

Friday, November 14
 Minnesota @ Alaska-Anchorage
 Michigan Tech @ Wisconsin
 Minnesota-Duluth @ North Dakota

Saturday, November 15
 Minnesota @ Alaska-Anchorage
 Michigan Tech @ Wisconsin
 Minnesota-Duluth @ North Dakota
 St. Cloud State @ Colorado College
 Denver @ Nebraska-Omaha

Sunday, November 16
 St. Cloud State @ Colorado College
 Denver @ Nebraska-Omaha

Splitting Hairs: In starting the season 4-4-0, the 1997-98 version of Golden Gopher hockey has the dubious distinction of being the first squad in program history to split each of their first four series to begin a season. Only one other time has a Minnesota team split five consecutive series (Jan. 13-14 through Feb. 10-11, 1984). The record for most series splits (counting only two consecutive games against the same opponent) in a season is nine, which occurred during the Golden Gophers' NCAA Championship season of 1975-76. Last season's team recorded eight series splits.

Note Of The Weekend: The problem of scoring on the power play seems to be contagious throughout the league. In games played last weekend, WCHA teams were a combined 8-for-98 (.082) on the power play, including a mere 3-for-43 (.070) in the opening games of last weekend's series. Four of the eight power-play goals were scored in the North Dakota-Colorado College series, as those two teams combined to go 4-for-28 (.143) with the man advantage. The other seven teams in the league were a mere 4-for-70 (.057) on the power play last weekend.

Goals, Goals, Goals: Minnesota's 26 goals scored through eight games (3.25 per game) is its lowest total through this point of the season since 1993-94 when the team struggled to a 1-6-1 start. That year, the Golden Gophers scored just 21 goals in the season's first eight contests (2.63 per game).

Injury Report: Sophomore D Ben Clymer (Bloomington, Minn.) will be sidelined for the remainder of the season with an anterior instability (separation) in his left shoulder. Clymer, who reinjured the shoulder Wednesday in practice after taking a routine check from a teammate, will schedule surgery with team doctors sometime this week. Senior F Casey Hankinson (Edina, Minn.) suffered bruised ribs in Friday's game, but he returned to finish that game and played in Saturday's game as well.

Coach Woog: Minnesota Head Coach Doug Woog has produced unparalleled numbers as the man behind the Golden Gopher bench over the last 12 seasons. Entering Friday's game, Woog has a career record of 361-150-31 (.695) overall and a WCHA mark of 261-103-29 (.701). Minnesota has appeared in the NCAA Tournament in each of Woog's 12 seasons and has finished first or second in the WCHA in 11 of his 12 campaigns.

KSTP-AM 1500 Returns As Golden Gopher Radio Home: KSTP-AM 1500 is back as the Golden Gophers' official radio home for the 1997-98 season. Dan Terhaar calls the action with former Golden Gopher and North Stars head coach Glen Sonmor handling color commentary. KSTP's Robb Leer offers pregame, intermission and postgame interviews. KSTP-AM 1500 is slated to cover all Golden Gopher games during the 1997-98 season.

MSC To Broadcast 28 Regular-Season Games In 1997-98: Midwest Sports Channel will broadcast 28 Golden Gopher hockey regular-season games in 1997-98, including the Dodge/Mariucci Classic in addition to the 1998 WCHA Final Five. Frank Mazzocco and Tom Reid will once again handle the broadcast duties. Ryan Lefebvre will anchor the pregame show and conduct the between period interviews. MSC's pregame lineup for Golden Gopher hockey will include the "Doug Woog Show" one hour before game time, and MSC Sports Connection, which will air one half-hour before game time.

Minnesota Swept A Road Series:
 January 24-25, 1997 @ Michigan Tech
 (5-2, 8-4)

Minnesota Was Swept In A Road Series:
 January 31-February 1, 1997 @ North Dakota
 (6-4, 6-2)

Minnesota Swept A Home Series: March 7-8, 1997 vs. Alaska-Anchorage (8-2, 5-1)

Minnesota Was Swept In A Home Series:
 December 10-11, 1994 vs. Denver
 (4-3, 3-2)

Minnesota Shut Out An Opponent: February 22, 1997 @ Colorado College (Steve DeBus, 3-0)

An Opponent Shut Out Minnesota: March 4, 1995 @ St. Cloud State (3-0)

Minnesota Player Scored A Hat Trick: March 1, 1997 (Ryan Kraft, 7-3 Minnesota win)

Minnesota Player Scored A Natural Hat Trick:
 December 30, 1994 @ Mariucci Arena vs. Yale
 (Ryan Kraft, 6-2 Minnesota win)

An Opponent Scored A Hat Trick: February 1, 1997 @ North Dakota (Jason Blake, 6-2 Minnesota loss)

Minnesota Player Scored Four Goals In A Game: November 9, 1996 vs. North Dakota (Casey Hankinson, 10-6 Minnesota win)

Minnesota Had 50 or More Shots On Goal In A Game: March 14, 1997 vs. St. Cloud State at WCHA Final Five (52 shots, 5-4 Minnesota overtime win)

Opponent Had 50 or More Shots On Goal In A Game: January 31, 1997 @ North Dakota (51 shots, 6-4 Minnesota loss)

Minnesota Player Scored A Short-handed Goal: October 31, 1997 vs. North Dakota (Aaron Miskovich, 6-5 Minnesota win)

Minnesota Won In Overtime: March 14, 1997 vs. St. Cloud State at WCHA Final Five (5-4)

Minnesota Lost In Overtime: March 15, 1997 vs. North Dakota at WCHA Final Five (4-3)

Minnesota Tied In Overtime: February 21, 1997 @ Colorado College (3-3)

Minnesota Scored 10 Goals Or More In A Game: November 9, 1996 vs. North Dakota (10-6 Minnesota win)

Opponent Scored 10 Goals Or More In A Game: January 30, 1993 @ Michigan Tech (10-2 Minnesota loss)

TEAM SEASON HIGHS/LOWS

MOST GOALS/GAME	(6) 10/31 vs. North Dakota
LEAST GOALS/GAME	(1) 10/17 vs. Maine
MOST ASSISTS/GAME	(10) 10/31 vs. North Dakota
LEAST ASSISTS/GAME	(2) 10/17 vs. Maine
MOST GOALS AGAINST/GAME	(6) 10/17 vs. Maine
LEAST GOALS AGAINST/GAME	(1) 10/25 @ UMD
MOST ASSISTS AGAINST/GAME	(10) 10/17 vs. Maine; 10/31 vs. North Dakota
LEAST ASSISTS AGAINST/GAME	(2) 10/18 vs. Maine; 10/25 @ UMD
MOST GOALS/PERIOD	(3) 3rd, 10/31 vs. North Dakota
MOST GOALS AGAINST/PERIOD	(3) 2nd, 10/24 @ UMD; 3rd, 10/31 & 11/1 vs. North Dakota
MOST SHOTS ON GOAL/GAME	(42) 11/8 @ Wisconsin
LEAST SHOTS ON GOAL/GAME	(29) 10/25 @ UMD
MOST SHOTS AGAINST/GAME	(44) 10/24 @ UMD
LEAST SHOTS AGAINST/GAME	(24) 10/18 vs. Maine
MOST SHOTS ON GOAL/PERIOD	(17) 1st, 10/18 vs. Maine
MOST SHOTS AGAINST/PERIOD	(16) 1st, 10/17 vs. Maine; 2nd, 10/24 @ UMD; 2nd, 10/31 vs. No. Dak.
MOST PENALTIES/GAME	(14) 10/25 @ UMD
LEAST PENALTIES/GAME	(5) 10/17 & 10/18 vs. Maine
MOST PIM/GAME	(36) 10/25 @ UMD
LEAST PIM/GAME	(10) 10/18 vs. Maine
MOST OPP. PENALTIES/GAME	(14) 11/7 @ Wisconsin
LEAST OPP. PENALTIES/GAME	(4) 10/31 vs. North Dakota
MOST OPP. PIM/GAME	(28) 11/7 @ Wisconsin
LEAST OPP. PIM/GAME	(8) 10/31 vs. North Dakota

Minnesota's Record When In 1997-98

Overall Record	4-4-0
WCHA Record	3-3-0
Home Record	2-2-0
Road Record	2-2-0
Neutral Site Record	0-0-0
Last 20 Games (retro to 1996-97)	12-7-1
Last 10 Games (retro to 1996-97)	5-5-0
Last 5 Games	3-2-0
Power Play	4 of 40 (.100)
Penalty Kill	34 of 39 (.872)
Scoring A Power-Play Goal	3-1-0
Not Scoring A Power-Play Goal	1-3-0
Allowing A Power-Play Goal	2-2-0
Not Allowing A Power-Play Goal	2-2-0
Scoring A Short-Handed Goal	1-0-0
Allowing A Short-Handed Goal	0-1-0
Penalties/Avg. Per Game	68/8.5
Penalty Minutes/Avg. Per Game	166/20.8
10 Or More Penalties	2-1-0
Less Than 10 Penalties	2-3-0
More Penalties Than Opponent	2-1-0
Less Penalties Than Opponent	2-2-0
Same Amount Of Penalties	0-1-0

In One-Goal Games	2-2-0
In Two-Goal Games	1-1-0
In Three-Goal or More Games	1-1-0
In Overtime Games	0-0-0
Scoring 4 or More Goals	3-0-0
Scoring 3 or More Goals	4-1-0
Scoring 2 or Less Goals	0-3-0
Allowing 4 or More Goals	1-2-0
Allowing 3 or Less Goals	3-2-0

Scoring First	4-2-0
Opponents Score First	0-2-0
Leading After One Period	4-1-0
Trailing After One Period	0-1-0
Tied After One Period	0-2-0
Leading After Two Periods	3-1-0
Trailing After Two Periods	0-2-0
Tied After Two Periods	1-1-0

Having 10-19 Shots On Goal	0-0-0
Having 20-29 Shots On Goal	1-0-0
Having 30-39 Shots On Goal	3-3-0
Having 40 or more Shots On Goal	0-1-0
Allowing 10-19 Shots On Goal	0-0-0
Allowing 20-29 Shots On Goal	2-2-0
Allowing 30-39 Shots On Goal	2-1-0
Allowing 40 or more Shots On Goal	0-1-0
Outshooting Opponent	2-2-0
Opponent Outshoots Minnesota	2-2-0
Shots Are Even	0-0-0

October	3-2-0
November	1-2-0
December	0-0-0
January	0-0-0
February	0-0-0
March	0-0-0
First Game Of A Series	2-2-0
Second Game Of A Series	2-2-0
Series Record	0-0-4
Games Following A Win	1-3-0
Games Following A Loss	3-1-0
Games Following A Tie	0-0-0

MULTIPLE-POINT GAMES

Player(games)	Last Time	Record
Berg (3)	11/7 @ UW (2g, 2a)	2-1-0
Smith (3)	10/31 vs. UND (2a)	2-1-0
Anderson (2)	10/31 vs. UND (1g, 1a)	1-1-0
Kraft (1)	10/26 @ UMD (1g, 2a)	1-0-0
Mills (1)	10/31 vs. UND (1g, 1a)	1-0-0
Miskovich (1)	10/31 vs. UND (2g)	1-0-0
Spehar (1)	10/31 vs. UND (2a)	1-0-0
Westrum (1)	10/31 vs. UND (2g)	1-0-0

DID YOU KNOW...

Brett Abrahamson (23) will celebrate a birthday on Sunday, Nov. 16 • the Golden Gophers are 67-6-2 (.907) the last three-plus seasons when leading after two periods, and 51-10-2 (.825) over the last two seasons when scoring first. Minnesota and Wisconsin were knotted at 2-2 after two periods of both games last weekend. The Golden Gophers scored first in both games vs. UNV • Minnesota has now won 14 of the last 19 meetings in the series against Wisconsin • in the last six games of the Golden Gopher/Badger series, the winning team has outscored the losing team 15-2 in the third period • a total of eight Golden Gophers have been drafted by NHL organizations. A listing of players drafted and the respective organization follows: Mike Anderson--Washington; Reggie Berg--Toronto; Ben Clymer--Boston; Jason Godbout--Pittsburgh; Casey Hankinson--Chicago; Ryan Kraft--San Jose; Aaron Miskovich--Colorado; Wyatt Smith--Phoenix

AND FINALLY...

Golden Gophers Host Colorado College Next Weekend: Minnesota will return to Mariucci Arena next weekend for home games against WCHA power Colorado College. Friday's game begins at 7:35 p.m., with Saturday's faceoff slated for 7:05 p.m. KSTP-AM (1500) (radio) and Midwest Sport Channel (television) will broadcast both contests live.

Woog On The Air: WCCO-AM (830) with Moose Miller, Mondays and Fridays at 5:35 p.m. KSTP-AM (1500) with Pat Reusse and Joe Soucheray, Saturday mornings at 11 a.m., Mondays at a to be determined time, and the postgame show. KARE-TV (Ch. 11) Gopher Sports Extra on selected Saturdays during the season.

Everybody's Gone Surfin': Check out the Golden Gopher Men's Athletics Home Page on the World Wide Web at www.gophersports.com for the latest information on all sports teams.

1997-98 WCHA WEEKLY HONORS

DEFENSIVE PLAYER OF THE WEEK
October 27 Steve DeBus

ROOKIE OF THE WEEK
November 3 Aaron Miskovich

University of Minnesota
 1997-98 Men's Ice Hockey Statistics
 Record: 4- 4/ 3- 3 WCHA

Date	Opponent	Score	Record	Site	Attend	Goaltender of Record
10/17	Maine	1 - 6 L	0- 1	H Mariucci Arena	9866	Steve DeBus 0- 1
10/18	Maine	W 3 - 2	1- 1	H Mariucci Arena	9749	Steve DeBus 1- 1
10/24	*Minnesota-Duluth	3 - 5 L	1- 2	A Duluth, Minn.	5590	Steve DeBus 1- 2
10/25	*Minnesota-Duluth	W 5 - 1	2- 2	A Duluth, Minn.	5420	Steve DeBus 2- 2
10/31	*North Dakota	W 6 - 5	3- 2	H Mariucci Arena	9847	Steve DeBus 3- 2
11/ 1	*North Dakota	2 - 3 L	3- 3	H Mariucci Arena	9859	Steve DeBus 3- 3
11/ 7	*Wisconsin	W 4 - 2	4- 3	A Madison, Wis.	8323	Steve DeBus 4- 3
11/ 8	*Wisconsin	2 - 3 L	4- 4	A Madison, Wis.	8340	Steve DeBus 4- 4

*-WCHA Game

Record	W	L	Pct	Attendance #	Total	Avg
All Games	4	4	.500	Home	4	39321 9830
WCHA	3	3	.500	Away	4	27673 6918
Home	2	2	.500	Neutral	0	0 0
Away	2	2	.500	Total	8	66994 8374
Neutral	0	0	.000			
Ahead After 1 Period	4	1	.800			
Behind After 1 Period	0	1	.000			
Tied After 1 Period	0	2	.000			
Ahead After 2 Periods	3	1	.750			
Behind After 2 Periods	0	2	.000			
Tied After 2 Periods	1	1	.500			
Score First	4	2	.667			
Do Not Score First	0	2	.000			

University of Minnesota
1997-98 Men's Ice Hockey Statistics
WCHA Games Only

Golden Gophers	GP/ GS	G	A	Pts	+/-	Sht	Sht %	Pen/	Min	PP	SH	EN	GW	GT	HT
Reggie Berg	6/ 4	3	5	8	1	30	10.0	5 /	10	1	0	0	1	0	0
Wyatt Smith	6/ 4	4	3	7	5	24	16.7	5 /	10	0	0	0	0	0	0
Mike Anderson	6/ 3	2	3	5	3	21	9.5	2 /	12	1	0	1	0	0	0
Ryan Kraft	6/ 3	1	4	5	-2	19	5.3	1 /	2	0	0	0	1	0	0
Dave Spehar	6/ 2	1	4	5	0	15	6.7	1 /	2	0	0	0	0	0	0
Nate Miller	6/ 1	2	1	3	-2	10	20.0	6 /	12	0	0	0	0	0	0
Aaron Miskovich	6/ 0	2	1	3	-1	10	20.0	3 /	6	0	1	0	0	0	0
Erik Westrum	6/ 0	2	1	3	-3	7	28.6	3 /	6	0	0	1	1	0	0
Bill Kohn	6/ 6	0	3	3	5	9	0.0	6 /	12	0	0	0	0	0	0
Dylan Mills	6/ 0	1	1	2	0	3	33.3	1 /	2	0	0	0	0	0	0
Casey Hankinson	6/ 1	1	1	2	-1	26	3.8	7 /	25	0	0	0	0	0	0
Matt Leimbek	5/ 0	0	2	2	1	1	0.0	2 /	4	0	0	0	0	0	0
Ryan Trebil	6/ 0	1	0	1	-1	2	50.0	6 /	12	0	0	0	0	0	0
Brett Abrahamson	6/ 6	1	0	1	3	4	25.0	2 /	4	0	0	0	0	0	0
Jason Godbout	6/ 0	1	0	1	-3	6	16.7	1 /	2	1	0	0	0	0	0
Stuart Senden	6/ 0	0	1	1	-1	2	0.0	0 /	0	0	0	0	0	0	0
Rico Pagel	6/ 0	0	1	1	-1	9	0.0	1 /	2	0	0	0	0	0	0
Mike Lyons	6/ 0	0	1	1	-3	4	0.0	6 /	12	0	0	0	0	0	0
Cory Miller	1/ 0	0	0	0	0	2	0.0	0 /	0	0	0	0	0	0	0
Steve DeBus	6/ 6	0	0	0	0	0	0.0	0 /	0	0	0	0	0	0	0
Golden Gophers	6/ 6	22	32	54		204	10.8	58 /	135	3	1	2	3	0	0
Opponents	6/ 6	19	30	49		199	9.5	55 /	110	2	0	0	3	0	0

Bench Penalties: Golden Gophers 0 (0 Minutes); Opponents 1 (2 Minutes)
Power Play: Golden Gophers 3/30 (10.0%); Opponents 2/30 (6.7%);

Goaltending Statistics

Golden Gophers	GP/ GS	Min	GAA	W	L	T	ENG	Sho	GA	Sv	Sv %
Steve DeBus	6 / 6	356:00	3.20	3	3	0	0	0	19	180	.905
Golden Gophers	6 / 6	356:00	3.20	3	3	0	0	0	19	180	.905
Opponents	6 / 6	358:43	3.35	3	3	0	2	0	20	182	.901

Statistics by Period

Goals	1	2	3	Tot	Penalties	1	2	3	Tot
Golden Gophers	8	5	9	22	Golden Gophers	22	22	14	58
Opponents	2	9	8	19	Opponents	20	23	12	55
Shots	1	2	3	Tot	Penalty Minutes	1	2	3	Tot
Golden Gophers	67	70	67	204	Golden Gophers	44	55	36	135
Opponents	57	74	68	199	Opponents	40	46	24	110

University of Minnesota
1997-98 Men's Ice Hockey Statistics
Record: 4- 4/ 3- 3 WCHA

Golden Gophers	GP/ GS	G	A	Pts	+/-	Sht	Sht %	Pen/	Min	PP	SH	EN	GW	GT	HT
Reggie Berg	8/ 5	3	5	8	1	33	9.1	7 /	25	1	0	0	1	0	0
Wyatt Smith	8/ 5	4	3	7	6	30	13.3	6 /	12	0	0	0	0	0	0
Dave Spehar	8/ 3	2	5	7	2	18	11.1	1 /	2	0	0	0	0	0	0
Ryan Kraft	8/ 4	1	6	7	0	24	4.2	1 /	2	0	0	0	1	0	0
Mike Anderson	8/ 4	2	4	6	3	32	6.3	3 /	14	1	0	1	0	0	0
Bill Kohn	8/ 7	2	3	5	6	14	14.3	6 /	12	0	0	0	0	0	0
Nate Miller	8/ 1	2	2	4	-4	12	16.7	6 /	12	0	0	0	0	0	0
Aaron Miskovich	8/ 0	2	1	3	-3	13	15.4	4 /	8	0	1	0	0	0	0
Erik Westrum	8/ 0	2	1	3	-3	10	20.0	3 /	6	0	0	1	1	0	0
Dylan Mills	8/ 0	1	1	2	1	5	20.0	1 /	2	0	0	0	0	0	0
Brett Abrahamson	8/ 8	1	1	2	1	6	16.7	4 /	8	0	0	0	0	0	0
Casey Hankinson	8/ 2	1	1	2	-2	28	3.6	7 /	25	0	0	0	0	0	0
Rico Pagel	8/ 0	1	1	2	-3	14	7.1	1 /	2	1	0	0	1	0	0
Mike Lyons	7/ 0	0	2	2	-2	4	0.0	6 /	12	0	0	0	0	0	0
Matt Leimbek	6/ 0	0	2	2	1	2	0.0	2 /	4	0	0	0	0	0	0
Ryan Trebil	8/ 0	1	0	1	-3	4	25.0	7 /	14	0	0	0	0	0	0
Jason Godbout	8/ 0	1	0	1	-3	7	14.3	2 /	4	1	0	0	0	0	0
Stuart Senden	8/ 0	0	1	1	-1	4	0.0	0 /	0	0	0	0	0	0	0
Ben Clymer	1/ 1	0	0	0	-1	5	0.0	1 /	2	0	0	0	0	0	0
Cory Miller	2/ 0	0	0	0	0	2	0.0	0 /	0	0	0	0	0	0	0
Steve DeBus	8/ 8	0	0	0	0	0	0.0	0 /	0	0	0	0	0	0	0
Erik Day	1/ 0	0	0	0	0	0	0.0	0 /	0	0	0	0	0	0	0
Golden Gophers	8/ 8	26	39	65		267	9.7	68 /	166	4	1	2	4	0	0
Opponents	8/ 8	27	42	69		261	10.3	66 /	132	5	1	0	4	0	0

Bench Penalties: Golden Gophers 0 (0 Minutes); Opponents 1 (2 Minutes)
Power Play: Golden Gophers 4/40 (10.0%); Opponents 5/39 (12.8%);

Goaltending Statistics

Golden Gophers	GP/ GS	Min	GAA	W	L	T	ENG	Sho	GA	Sv	Sv %
Erik Day	1 / 0	4:55	0.00	0	0	0	0	0	0	2	1.000
Steve DeBus	8 / 8	471:05	3.44	4	4	0	0	0	27	232	.896
Golden Gophers	8 / 8	476:00	3.40	4	4	0	0	0	27	234	.897
Opponents	8 / 8	478:01	3.01	4	4	0	2	0	24	241	.909

Statistics by Period

Goals	1	2	3	Tot	Penalties	1	2	3	Tot
Golden Gophers	11	5	10	26	Golden Gophers	23	25	20	68
Opponents	4	12	11	27	Opponents	22	28	16	66
Shots	1	2	3	Tot	Penalty Minutes	1	2	3	Tot
Golden Gophers	92	96	79	267	Golden Gophers	46	61	59	166
Opponents	81	90	90	261	Opponents	44	56	32	132

1997-98 GAME SUMMARIES

GAME 1 October 17, 1997 Maurucci Arena

MAINE	6
MINNESOTA	1

Scoring	1	2	3	OT	F
Maine	2	2	2	-	6
Minnesota	1	0	0	-	1

1ST PERIOD — **Maine:** Guite (Trattnig), 2:24; **Minn:** Kohn (Kraft, Spehar), 7:01; **Maine:** Kerluke (Gutie), 19:03.

2ND PERIOD — **Maine:** Jaasklainen (Larose, Guite), 3:26; **Maine:** Trattnig (Kariya, Cullen), 16:17, ppg.

3RD PERIOD — **Maine:** Parmentier (Kerluke, Kariya), 11:50, ppg; **Maine:** Stewart (Gustafsson, Michaud), 19:40, shg.

Shots on Goal: Maine 16-9-12--38, Minnesota 8-16-8--32

Power Plays: Maine 2-5, Minnesota 0-5

Goalies: Maine: Michaud (32 shots, 31 svcs), Minnesota: DeBus (38 shots, 32 svcs)

Penalties: Maine 5-10, Minnesota 5-21

Att: 9,866

Game Recap: Maine scored two power-plays goals and added a late short-handed goal to stifle Minnesota in its home opener. Bill Kohn scored his first goal of the year in the first period to tally the Golden Gophers' only goal of the night. The attendance of 9,866 was the second-largest crowd ever to see a game at the new Maurucci Arena. It was also the largest goal differential in a Minnesota loss at the new Maurucci Arena.

GAME 2 October 18, 1997 Maurucci Arena

MINNESOTA	3
MAINE	2

Scoring	1	2	3	OT	F
Maine	0	1	1	-	2
Minnesota	2	0	1	-	3

1ST PERIOD — **Minn:** Kohn (N. Miller), 5:39; **Minn:** Spehar (Kraft, Lyons), 7:08.

2ND PERIOD — **Maine:** Kariya (Price), 7:49.

3RD PERIOD — **Minn:** Pagel (Anderson, Abrahamson), 2:12, ppg; **Maine:** Kariya 2 (Michaud), 4:07, ppg.

Shots on Goal: Maine 8-7-9--24, Minnesota 17-10-4--31

Power Plays: Maine 1-4, Minnesota 1-5

Goalies: Maine: Michaud (31 shots, 28 svcs), Minnesota: DeBus (22 shots, 20 svcs); Day (2 shots, 2 svcs)

Penalties: Maine 6-12, Minnesota 5-10

Att: 9,749

Game Recap: Bill Kohn opened scoring with his second goal in as many games, while Dave Spehar scored less than two minutes later to give the Golden Gophers an early 2-0 lead. Steve Kariya put Maine within one with the only goal of the second period, but Rico Pagel capitalized on the Minnesota power play early in the third to re-establish a two-goal cushion. Kariya added his second goal of the game on the Black Bears' power play two minutes later to make it close, but Minnesota kept Maine in check the rest of the period to end its six-game losing streak against the Black Bears.

GAME 3 October 24, 1997 DECC

MINNESOTA-DULUTH	5
MINNESOTA	3

Scoring	1	2	3	OT	F
Minnesota	1	1	1	-	3
Minnesota-Duluth	1	3	1	-	5

1ST PERIOD — **UMD:** C. Anderson (Scissons, Homstol), 6:03; **Minn:** Smith (Kraft), 13:39

2ND PERIOD — **Minn:** Smith (Kohn, Spehar), 6:03; **UMD:** Homstol (unassisted), 10:10; **UMD:** C. Anderson 2 (Scissons), 13:41; **UMD:** Bois (Peluso), 14:18

3RD PERIOD — **UMD:** Homstol 2 (Doell, C. Anderson), 2:52, ppg; **Minn:** N. Miller (Miskovich), 6:57

Shots on Goal: Minnesota 10-12-16--38, UMD 14-16-14--44

Power Plays: Minnesota 0-5, UMD 1-6

Goalies: Minnesota: DeBus (44 shots, 39 svcs), UMD: Nicklin (38 shots, 35 svcs)

Penalties: Minnesota 11-22, UMD 10-20

Att: 5,590

Game Recap: Minnesota-Duluth scored three unanswered goals in the second period to build a 4-2 lead the Golden Gophers could not close. The teams traded goals early in the third period to make the game within reach for Minnesota, but strong goaltending from UMD's Brant Nicklin kept the Gophers at bay, 5-3. Wyatt Smith led the Maroon and Gold with his first two goals of the year. Aaron Miskovich tallied his first collegiate point with an assist on Nate Miller's third period goal.

GAME 4 October 25, 1997 DECC

MINNESOTA	5
MINNESOTA-DULUTH	1

Scoring	1	2	3	OT	F
Minnesota	2	1	2	-	5
Minnesota-Duluth	0	1	0	-	1

1ST PERIOD — **Minn:** Spehar (Hankinson), 6:34; **Minn:** Kraft (M. Anderson, Berg), 16:36.

2ND PERIOD — **UMD:** Homstol (Scissons, Lidster), 6:24, ppg; **Minn:** Smith (Kraft, M. Anderson), 11:23.

3RD PERIOD — **Minn:** Godbout (Berg, Kraft), 4:56, ppg; **Minn:** Smith 2 (unassisted), 9:54.

Shots on Goal: Minnesota 13-10-6--29, UMD 4-13-9--26

Power Plays: Minnesota 1-3, UMD 1-5

Goalies: Minnesota: DeBus (26 shots, 25 svcs), UMD: Nicklin (29 shots, 24 svcs)

Penalties: Minnesota 14-36, UMD 11-22

Att: 5,420

Game Recap: Minnesota bounced back for the second straight weekend to take the second game of the two-game series. Dave Spehar opened scoring early in the first period, and Ryan Kraft, who had a goal and three assists for the weekend, added another to give the Gophers a 2-0 lead after one period. Duluth's Ryan Homstol scored on the power play early in the second period to cut the lead to one goal, but Minnesota finished the game with three unanswered goals to earn the 5-1 win. Wyatt Smith added two goals for the Golden Gophers, giving him four for the series. Reggie Berg and Mike Anderson each had two assists.

1997-98 GAME SUMMARIES

GAME 5
October 31, 1997
Mariucci Arena

MINNESOTA	6
NORTH DAKOTA	5

Scoring	1	2	3	OT	F
North Dakota	0	2	3	-	5
Minnesota	2	1	3	-	6

1ST PERIOD — **Minn:** Westrum (Senden, Leimbeck), 2:09; **Minn:** Hankinson (Spehar, Mills), 19:13.

2ND PERIOD — **ND:** Armbrust (Defauw, Vig), 10:07; **ND:** Je. Ulmer (Calder, Jo. Blake), 10:51; **Minn:** Miskovich (Lyons), 15:09, shg.

3RD PERIOD — **Minn:** Miskovich (Pagel), 12:51; **Minn:** Mills (Spehar, Smith), 13:52; **ND:** Dorey (Williamson, Bull), 16:56; **Minn:** Westrum (Smith, N. Miller), 18:32, eng; **ND:** Williamson (Armbrust, Defauw), 19:00; **ND:** Murphy (Williamson, Calder), 19:08.

Shots on Goal: North Dakota 6-16-15--37, Minnesota 11-7-13--31

Power Plays: North Dakota 0-5, Minnesota 0-2

Goalies: North Dakota: Schweitzer (31 shots, 25 svcs), Minnesota: DeBus (37 shots, 32 svcs)

Penalties: North Dakota 4-8, Minnesota 8-27

Att: 9,847

Game Recap: It was a night for the newcomers as Minnesota freshmen accounted for five goals and eight points. Both Erik Westrum and Aaron Miskovich scored two goals, the firsts of their collegiate career, while Dylan Mills scored his first goal in a Golden Gopher uniform. Westrum's empty-net goal appeared to seal it for Minnesota, but North Dakota scored two goals in eight seconds with under a minute to go in the game to make it close. Minnesota raised its record to 7-0-2 against the Sioux in the new Mariucci Arena.

GAME 6
November 1, 1997
Mariucci Arena

NORTH DAKOTA	3
MINNESOTA	2

Scoring	1	2	3	OT	F
North Dakota	0	0	3	-	3
Minnesota	1	0	1	-	2

1ST PERIOD — **Minn:** Berg (Anderson), 0:07.

2ND PERIOD — No Scoring.

3RD PERIOD — **ND:** Je. Panzer (Dorey), 2:58; **Minn:** Anderson (Kraft, Berg), 5:55, ppg; **ND:** Williamson (Calder), 7:49; **ND:** Murphy (Vig), 9:14.

Shots on Goal: North Dakota 9-7-12--28, Minnesota 9-12-9--30

Power Plays: North Dakota 0-4, Minnesota 1-6

Goalies: North Dakota: Schweitzer (30 shots, 28 svcs), Minnesota: DeBus (28 shots, 25 svcs)

Penalties: North Dakota 7-14, Minnesota 6-12

Att: 9,859

Game Recap: Reggie Berg scored the Golden Gophers' second-fastest goal in history just seven seconds into the game to give Minnesota the early lead. The two teams then played 42:51 of scoreless hockey before Sioux freshman Jeff Panzer tied the game early in the third period. Mike Anderson gave the Golden Gophers the lead again on the power play two minutes later, but North Dakota capitalized twice within two minutes to reestablish a Sioux lead. North Dakota won for the first time at the new Mariucci Arena, making the series record 7-1-2 in Minnesota's favor in the new rink.

GAME 7
November 7, 1997
Dane Co. Coliseum

MINNESOTA	4
WISCONSIN	2

Scoring	1	2	3	OT	F
Minnesota	1	1	2	-	4
Wisconsin	0	2	0	-	2

1ST PERIOD — **Minn:** Trebil (Berg), 6:29

2ND PERIOD — **Wis:** Kuk (Reinprecht, Raygor), 2:42; **Wis:** Bradley (Enrico, Gruden), 5:18; **Minn:** Berg (Spehar, Kohn), 14:14, ppg

3RD PERIOD — **Minn:** Berg (Smith), 9:31; **Minn:** Anderson (Berg), 19:30, eng

Shots on Goal: Minnesota 11-13-10--34, Wisconsin 13-13-10--36

Power Plays: Minnesota 1-7, Wisconsin 0-5

Goalies: Minnesota: DeBus (36 shots, 34 svcs), Wisconsin: Valley (34 shots, 30 svcs)

Penalties: Minnesota 12-24, Wisconsin 14-28

Att: 8,323

Game Recap: Reggie Berg led the Golden Gophers' come-from-behind victory with two goals and two assists as Minnesota took game one of the weekend series. Berg tied the game in the second period and then put the Golden Gophers ahead with his third career game-winning goal in the third period. Berg also assisted on Mike Anderson's empty-net goal. Defenseman Ryan Trebil notched his first collegiate goal when he opened scoring in the first period.

GAME 8
November 8, 1997
Dane Co. Coliseum

WISCONSIN	3
MINNESOTA	2

Scoring	1	2	3	OT	F
Minnesota	1	1	0	-	2
Wisconsin	1	1	1	-	3

1ST PERIOD — **Minn:** Abrahamson (Leimbek), 16:01.; **Wis:** Enrico (Rotherng), 18:16

2ND PERIOD — **Minn:** N. Miller (Kohn, Westrum), 4:40; **Wis:** Siren (Peterson, Bradley), 15:51.

3RD PERIOD — **Wis:** Bianchi (Enrico, C. Anderson), 13:46.

Shots on Goal: Minnesota 13-16-13--42, Wisconsin 11-9-8--28

Power Plays: Minnesota 0-6, Wisconsin 0-5

Goalies: Minnesota: DeBus (28 shots, 25 svcs), Wisconsin: Valley (42 shots, 40 svcs)

Penalties: Minnesota 7-14, Wisconsin 8-16

Att: 8,340

Game Recap: Wisconsin's Mike Valley turned aside 40 of Minnesota's 42 shots to help the Badgers win the one-goal game. The Golden Gophers, who outshot Wisconsin 13-8 in the final period, had a defenseman score the game's first goal for the second straight night as Brett Abrahamson tallied his first goal of the season in the first period. The Badgers' Rick Enrico had a multiple-point night tying the game in the first period and assisting on Joe Bianchi's game-winning goal in the third period.

Minnesota Hockey Career Stats

Note: Current players are listed who have played more than one full season of college hockey. Totals are updated through November 8, 1997 (eight games).

#8 • Brett Abrahamson

Year	GP	G	A	TP	P/PIM	PP	GW	SH	HT	
93-94	<i>Redshirted</i>									
94-95	<i>Did not play</i>									
95-96	3	1	0	1	2/12	0	1	0	0	
96-97	35	5	8	13	20/48	0	1	0	0	
97-98	8	1	1	2	4/8	0	0	0	0	
Total	46	7	9	16	26/68	0	2	0	0	

#10 • Mike Anderson

Year	GP	G	A	TP	P/PIM	PP	GW	SH	HT
95-96	28	3	6	9	20/51	0	1	0	0
96-97	42	9	11	20	19/46	1	0	0	0
97-98	8	2	4	6	3/14	1	0	0	0
Total	78	14	21	35	42/111	2	1	0	0

#19 • Reggie Berg

Year	GP	G	A	TP	P/PIM	PP	GW	SH	HT
95-96	40	23	11	34	29/69	2	2	1	2
96-97	38	11	26	37	20/48	3	1	0	0
97-98	8	3	5	8	7/25	1	1	0	0
Total	86	37	42	79	56/142	6	4	1	2

#14 • Cory Miller

Year	GP	G	A	TP	P/PIM	PP	GW	SH	HT
96-97	11	1	0	1	0/0	0	0	0	0
97-98	2	0	0	0	0/0	0	0	0	0
Total	13	1	0	1	0/0	0	0	0	0

#5 • Ryan Trebil

Year	GP	G	A	TP	P/PIM	PP	GW	SH	HT
96-97	8	0	0	0	4/8	0	0	0	0
97-98	8	1	0	1	7/14	0	0	0	0
Total	16	1	0	1	11/22	0	0	0	0

#34 • Steve DeBus

Year	G	W-L-T	MIN	GA	GAA	SV	SV%
93-94	<i>Did not play</i>						
94-95	<i>Redshirted</i>						
95-96	24	15-7-0	1314	63	2.88	539	.895
96-97	38	25-12-1	2283	120	3.15	953	.888
97-98	8	4-4-0	471	27	3.44	232	.896
Total	70	44-23-1	4068	210	3.10	1724	.891

#26 • Jason Godbout

Year	GP	G	A	TP	P/PIM	PP	GW	SH	HT
94-95	32	1	4	5	14/28	0	0	0	0
95-96	39	6	7	13	12/24	0	1	0	0
96-97	42	2	9	11	19/46	0	0	1	0
97-98	8	1	0	1	2/4	1	0	0	0
Total	121	10	20	30	47/102	1	1	1	0

#9 • Casey Hankinson

Year	GP	G	A	TP	P/PIM	PP	GW	SH	HT
94-95	33	7	1	8	24/86	2	2	0	0
95-96	39	16	19	35	41/101	8	1	0	1
96-97	42	17	24	41	26/79	7	2	0	1
97-98	8	1	1	2	7/25	0	0	0	0
Total	122	41	45	86	98/291	17	5	0	2

#29 • Rico Pagel

Year	GP	G	A	TP	P/PIM	PP	GW	SH	HT
96-97	29	5	5	10	6/12	0	0	0	0
97-98	8	1	1	2	1/2	1	1	0	0
Total	37	6	6	12	7/14	1	1	0	0

#24 • Bill Kohn

Year	GP	G	A	TP	P/PIM	PP	GW	SH	HT
95-96	7	0	2	2	4/8	0	0	0	0
96-97	42	5	10	15	40/80	2	1	0	0
97-98	8	2	3	5	6/12	0	0	0	0
Total	57	7	15	22	50/100	2	1	0	0

#13 • Nate Miller

Year	GP	G	A	TP	P/PIM	PP	GW	SH	HT
96-97	40	5	9	14	14/36	0	3	0	0
97-98	8	2	2	4	6/12	0	0	0	0
Total	48	7	11	18	20/48	0	3	0	0

#35 • Erik Day

Year	G	W-L-T	MIN	GA	GAA	SV	SV%
96-97	5	3-1-0	240:27	4	1.00	86	.956
97-98	2	0-0-0	4:55	0	0.00	2	1.000
Total	7	3-1-0	245:22	4	0.979	88	.957

#7 • Ryan Kraft

Year	GP	G	A	TP	P/PIM	PP	GW	SH	HT
94-95	44	13	33	46	22/44	7	1	0	1
95-96	41	13	24	37	12/24	4	1	1	1
96-97	42	25	21	46	13/37	11	2	0	2
97-98	8	1	6	7	1/2	0	0	0	0
Total	135	52	84	136	48/107	22	4	1	4

#22 • Ben Clymer

Year	GP	G	A	TP	P/PIM	PP	GW	SH	HT
96-97	29	7	13	20	28/64	3	1	1	1
97-98	1	0	0	0	1/2	0	0	0	0
Total	30	7	13	20	29/66	3	1	1	1

#17 • Wyatt Smith

Year	GP	G	A	TP	P/PIM	PP	GW	SH	HT
95-96	32	4	5	9	16/32	0	1	1	0
96-97	38	16	14	30	18/44	3	4	1	0
97-98	8	4	3	7	6/12	0	0	0	0
Total	78	24	22	46	40/88	3	5	2	0

#11 • Dave Spehar

Year	GP	G	A	TP	P/PIM	PP	GW	SH	HT
96-97	40	20	17	37	15/30	11	5	0	0
97-98	8	2	5	7	1/2	0	0	0	0
Total	48	22	22	44	16/32	11	5	0	0

#31 • Willy Marvin

Year	G	W-L-T	MIN	GA	GAA	SV	SV%
95-96	<i>Redshirted</i>						
96-97	4	0-0-0	13:13	1	4.54	3	.750
97-98	0	0-0-0	0:00	0	0.00	0	.000
Total	4	0-0-0	13:13	1	4.54	3	.750

GOLDEN GOPHER HOCKEY

Weekly Release & Notes/November 24, 1997

University of Minnesota Men's Athletics
Media Relations Office
Phone: 612.625.4090 • Fax: 612.625.0359
<http://www.gophersports.com>
Hockey Contact: Brad Ruitter

Minnesota (4-8-0, 3-7-0) at Michigan (8-3-1, 6-2-1)
Friday, November 28 6:05 p.m. Yost Ice Arena Ann Arbor, Mich.

Series Information

Minnesota leads 113-106-16
Last 10 games - Michigan leads 6-4-0
First meeting - 2/8/23, MN 3-0
Last meeting - 3/23/97, Michigan 7-4
Minnesota's longest win streak - 8
Michigan's longest win streak - 16
'90s - Michigan 6-2-0
'80s - MN 7-1-0
'70s - MN 21-18-2
'60s - Michigan 22-17-4
'50s - Michigan 30-11-0
'40s - MN 18-12-3
'30s - MN 20-12-4
'40s - MN 17-5-2

Radio/TV: The Minnesota-Michigan game will be broadcast live by KSTP-AM (1500) and Midwest Sports Channel (MSC)

Golden Gophers Last Weekend:

Minnesota was swept in a weekend series against Colorado College in Minneapolis

Wolverines Last Weekend: Michigan won two games last weekend, defeating Bowling Green (4-2) on Friday before squeaking out an overtime win (3-2) over Ohio State on Sunday afternoon

About The Wolverines: Michigan defeated the Golden Gophers 3-2 in a preestablished exhibition game (Hall of Fame Game) on Oct. 10 at Target Center in Minneapolis. The game is NOT recognized by the NCAA as a contest that counts toward selection criteria for the NCAA tournament, which is why official statistics for the game do not appear on Minnesota records • senior Bill Muckalt leads the Wolverines in scoring with 10-8-18 • senior goaltender Marty Turco is 8-3-1 with a 2.46 and a .905 saves percentage

Series Notes: Including this Friday's contest, the last four and five of the last six meetings (non-exhibition games) between the two teams have been in the state of Michigan • the two teams have split four meetings in CHS history • Minnesota won nine of 12 meetings the last three seasons the Wolverines were members of the WCHA • there are 30 winning streaks of three games or more in series history • Doug Woog is 4-6-0 (.400) in 10 career games against the Wolverines • Michigan

owned a 61-56-6 advantage in the series while both clubs were members of the WCHA • the last time the teams met on a non-neutral ice surface during the regular season was Nov. 9, 1991 (at Michigan, Wolverines won 7-6)

Last Season vs. Michigan: Michigan bested Minnesota two times last season, once at the College Hockey Showcase in Detroit, Mich., and later in the season at the NCAA West Regional in Grand Rapids, Mich. The top-ranked Wolverines overcame an outstanding individual performance by current Buffalo Sabres forward Erik Rasmussen to slip past the Golden Gophers 4-3 in overtime at Joe Louis Arena last November. Rasmussen notched a hat trick to account for Minnesota's scoring in the contest. The Wolverines completely dominated the NCAA clash, scoring just :33 into the game and tallying the first five goals of the contest in a 7-4 decision • there was a goal scored in the first minute in six of the seven periods (including overtime) in last season's games

Team Comparisons (1997-98 season)

Michigan	PP	Minnesota
15/81 (.185)		5/56 (.089)
64/73 (.877)	PK	52/58 (.897)
6-3-1	Last 10	3-7-0

Career Scoring vs. Michigan

Player (games)	G-A-Pts
Casey Hankinson (5)	2-2-4
Ryan Kraft (5)	1-1-2
Mike Anderson (4)	1-1-2
Dave Spehar (2)	1-0-1
Reggie Berg (4)	0-1-1
Wyatt Smith (4)	0-1-1
Brett Abrahamson (2)	0-1-1

Career Scoring Notes: Hankinson scored 1-2-3 in the two games last season • Spehar scored a goal in the NCAA game at Van Andel Arena last season

Steve DeBus vs. Michigan

Date	W/L	Min	G	A	GAA	SV	SV%
3/23/97	L	60:00	7	7.00	31	.816	
11/29/96	L	60:08	4	3.99	24	.857	
3/24/96	L	59:46	4	4.02	38	.905	
11/25/95	W	60:00	2	2.00	29	.935	
Total	1-3-0	239:54	17	4.26	122	.878	

SCHEDULE/RESULTS

Oct. 10	&vs. Michigan (exhibition)	L 3-2
Oct. 17	MAINE	L 6-1
Oct. 18	MAINE	W 3-2
Oct. 24	@Minn-Duluth	L 5-3
Oct. 25	@Minn-Duluth	W 5-1
Oct. 31	NORTH DAKOTA	W 6-5
Nov. 1	NORTH DAKOTA	L 3-2
Nov. 7	@Wisconsin	W 4-2
Nov. 8	@Wisconsin	L 3-2
Nov. 14	@Alaska-Anchorage	L 3-2
Nov. 15	@Alaska-Anchorage	L 3-2
Nov. 21	COLORADO COLLEGE	L 5-1
Nov. 22	COLORADO COLLEGE	L 4-3 (ot)
Nov. 28	#@Michigan	6 p.m.
Nov. 30	#@Michigan State	1 p.m.
Dec. 19	ST. CLOUD STATE	7:30 p.m.
Dec. 20	@St. Cloud State	7 p.m.
Dec. 27	^NORTHEASTERN	7 p.m.
Dec. 28	^BROWN/NOTRE DAME	4/7 p.m.
Dec. 30	*HV-71 (exhibition)	7 p.m.
Jan. 2	MANKATO STATE	7:30 p.m.
Jan. 3	MANKATO STATE	7 p.m.
Jan. 16	DENVER	7:30 p.m.
Jan. 17	DENVER	7 p.m.
Jan. 23	MINN-DULUTH	7:30 p.m.
Jan. 24	MINN-DULUTH	7 p.m.
Jan. 30	@Michigan Tech	6 p.m.
Jan. 31	@Michigan Tech	4 p.m.
Feb. 6	WISCONSIN	7:30 p.m.
Feb. 7	&WISCONSIN	7 p.m.
Feb. 14	@North Dakota	2 p.m.
Feb. 15	@North Dakota	2 p.m.
Feb. 20	ALASKA-ANCHORAGE	7:30 p.m.
Feb. 21	ALASKA-ANCHORAGE	7:30 p.m.
Feb. 27	@Colorado College	8:30 p.m.
Feb. 28	@Colorado College	8 p.m.
Mar. 6	@St. Cloud State	7 p.m.
Mar. 7	ST. CLOUD STATE	7 p.m.
Mar. 13-15	WCHA PLAYOFFS	TBA
Mar. 19-21	WCHA Final Five Milwaukee, Wis.	
Mar. 27-29	NCAA Regional Ann Arbor/ Albany	
Apr. 2-4	NCAA Championships Boston	
^-Mariucci Classic (at Mariucci Arena)		
&-Target Center #-College Hockey Showcase		



Minnesota (4-8-0, 3-7-0) at Michigan State (11-1-2, 7-1-1)
 Sunday, November 30 1:05 p.m. Munn Ice Arena East Lansing, Mich.

Series Information

Minnesota leads 96-38-6
 Last 10 games - MN 8-2-0
 First meeting - 1/20/51, MN 8-2
 Last meeting - 3/22/97, MN 6-3
 Minnesota's longest win streak - 22
 Michigan State's longest win streak - 3
 '90s - MN 5-0-0
 '80s - MN 5-3-0
 '70s - MN 28-14-2
 '60s - MN 26-14-2
 '50s - MN 31-7-2
 '40s - Did not play
 '30s - Did not play
 '20s - MN 1-0-0

Radio/TV: Both games will be broadcast live by KSTP-AM (1500) and Midwest Sports Channel (MSC)

Golden Gophers Last Weekend:

Minnesota was swept in a weekend series against Colorado College at Mariucci Arena

Spartans Last Weekend: Michigan State

swept a pair of CCHA road games last weekend at Ohio State (2-1) Friday night and Bowling Green (5-2) Saturday night

About The Spartans: Junior center Mike

York leads the Spartans in scoring (7-13-20), with senior netminder Chad Alban leading MSU between the pipes (10-1-2, 1.45, .919) • Michigan State is the consensus number one team in the nation in all college hockey polls this week

Series Notes: The Golden Gophers have defeated the Spartans each of the last four years at the College Hockey Showcase, with three of the four games decided by just one goal • Minnesota has won the last seven games in the overall series, with all but last year's NCAA win (6-3) decided by two goals or less • Minnesota has taken 17 of the last 20 games in the series • Doug Woog is 7-2-0 (.778) in nine career games against Michigan State • Minnesota owned a 80-36-6 advantage while both clubs were members of the WCHA • the last time the two teams met on a non-neutral ice surface during the regular season was Feb. 8, 1981 (at old Mariucci Arena, Minnesota won 4-2)

Last Season vs. Michigan State:

Minnesota claimed both wins against Michigan State during the 1996-97 season, winning 5-3 at the College Hockey Showcase in Detroit, Mich., then advancing in the NCAA West Regional with a 6-3 victory at Van Andel Arena in Grand Rapids, Mich. • in the CHS game Minnesota maintained a lead throughout, two times answering MSU goals with markers within :37. The two teams combined for four goals in a furious span of 3:41 in the second period • Minnesota combined for a 3-for-11 (.273) showing on the power play in the two games, while Michigan State was 1-for-12 (.083) with the man advantage • Minnesota outscored Michigan State 5-1 in the first period of the two games last season

Team Comparisons (1997-98 season)

Michigan State		Minnesota
12/83 (.145)	PP	5/56 (.089)
71/80 (.888)	PK	52/58 (.897)
7-1-2	Last 10	3-7-0

Career Scoring vs. Michigan State

Player (games)	G-A-Pts
Casey Hankinson (4)	2-3-5
Reggie Berg (3)	1-4-5
Ryan Kraft (4)	3-0-3
Nate Miller (2)	1-2-3
Jason Godbout (4)	0-2-2
Wyatt Smith (3)	1-0-1
Dave Spehar (2)	1-0-1
Ben Clymer (2)	0-1-1
Mike Anderson (3)	0-1-1

Career Scoring Notes: Hankinson scored four of his five career points vs. the Spartans in last season's NCAA win (two goals, two assists) • Berg chipped in two assists in the Van Andel Arena NCAA win last season • Kraft notched the game-tying and game-winning goals in the Nov. 24, 1995 contest

Steve DeBus vs. Michigan State

Date	W/L	Min	G	A	GAA	SV	SV%
3/22/97	W	60:00	3	3.00	30	.909	
10/24/96	W	43:22	2	2.76	17	.895	
11/30/96	W	60:00	3	3.00	22	.880	
Total	3-0-0	163:22	8	2.94	69	.896	

College Hockey Showcase History

1996 • Joe Louis Arena
 Detroit, Mich.

Friday, November 29

Minnesota	5
Michigan State	3

Michigan	8
Wisconsin	4

Saturday, November 30

Michigan	4
Minnesota	3 (ot)

Michigan State	3
Wisconsin	1

1995 • Bradley Center
 Milwaukee, Wis.

Friday, November 24

Minnesota	6
Michigan State	5 (ot)

Michigan	7
Wisconsin	3

Saturday, November 25

Minnesota	3
Michigan	2

Michigan State	5
Wisconsin	4

1994 • St. Paul Civic Center
 St. Paul, Minn.

Friday, November 25

Michigan	7
Wisconsin	2

Minnesota	3
Michigan State	2

Saturday, November 26

Michigan State	3
Wisconsin	2

Minnesota	4
Michigan	3

1993 • The Palace
 Auburn Hills, Mich.

Friday, November 26

Michigan State	4
Wisconsin	2

Michigan	6
Minnesota	0

Saturday, November 27

Minnesota	6
Michigan State	5

Wisconsin	5
Michigan	3

Overall Records: Minnesota 6-2-0, Michigan 5-3-0, Michigan St. 4-4-0, Wisconsin 1-7-0

Did You Know??

Four Golden Gophers (DeBus, Erik Rasmussen, Mike Crowley, Brian LaFleur) were named to last year's CHS all-tournament team • Michigan and Michigan State will visit Mariucci Arena next season in a similar Friday/Sunday holiday weekend format

CHECKS & POINTS

Team Notes

Minnesota's Record At Finals Break

Last six seasons (no break in 1990-91)

Date	Overall/Conference
1996-97	9-5-0/8-4-0
1995-96	10-3-1/8-3-1
1994-95	9-2-1/7-2-1
1993-94	3-6-3/2-5-3
1992-93	5-3-4/5-3-4
1991-92	9-5-0/9-5-0

In losing its fifth consecutive one-goal game of the season on Saturday against Colorado College, Minnesota played its seventh one-goal game of the young season. The Golden Gophers are 2-5 in those seven games. Last season, Minnesota was 7-5 in 12 one-goal games. Since the beginning of the 1990-91 season, Minnesota is 60-33 (.645) in 93 games decided by one goal

A positive for Minnesota is that they have cut down on taking penalties to this point of the season. Last season after 12 games, the Golden Gophers had penalty/penalty minute totals of 146/413. After last weekend, the 1997-98 totals were 105/251

The Golden Gophers surrendered an opponent power-play goal for the first time since the second period of the 10/25 game at UMD (38 opportunities) when CC's Jon Austin scored at 13:45 of the third period Saturday night. Minnesota leads the WCHA in penalty killing

Friday's game against Colorado College was the only time in Minnesota's last eight games that the team with more shots on goal has won the game

The Golden Gophers' last five-game losing streak was Jan. 14, 15, 21, 22, 28, 29, 1972 when they lost a total of six straight games

Minnesota has scored two or fewer goals in half (six) of their games this year

Minnesota was swept at home for just the third time in the fifth year of the new Mariucci Arena, and for the first time in their last 24 WCHA series at home (12/10-11/94; Denver, 4-3, 3-2)

Saturday's setback marked the first time in Minnesota's 12 games that the team to reach three goals first has lost

Individual Notes

#7 Ryan Kraft

Sr., 5-9, 190, Moorhead, Minn.

- ✓ Has just two points in the last eight games
- ✓ Had a season high six shots on goal in Saturday's loss to Colorado College
- ✓ Is a -9 in his last eight games
- ✓ Team is 22-2-0 in Kraft's 24 multiple-point games over the last three seasons
- ✓ Is just 13 points shy of becoming the 22nd member of the Golden Gopher 150-Point Club (52-85-137)

#9 Casey Hankinson

Sr., 6-1, 202, Edina, Minn.

- ✓ Has 16-22-38 in Minnesota's last 32 wins and just 3-4-7 in the team's last 21 losses and a tie
- ✓ Currently in fifth place on the all-time U of M penalty minute list (295) behind Dave Larson (314)
- ✓ Scored first goal since the 10/31 win against North Dakota with second-period goal on Saturday vs. Colorado College
- ✓ Has seven consecutive games with a negative +/- rating

#10 Mike Anderson

Jr., 6-1, 200, Bloomington, Minn.

- ✓ Tallied a career high two goals to lead the Minnesota offensive attack in Saturday's game
- ✓ Tied for the team lead with three multiple-point games
- ✓ Second on the team in shots on goal (41)

#11 Dave Spehar

So., 5-7, 185, Duluth, Minn.

- ✓ Has scored a point in nine of the season's first 12 games
- ✓ Tied for second on the team in scoring (4-6-10)
- ✓ Scored Minnesota's lone goal in Friday's 5-1 loss to the Tigers
- ✓ Leads the team with a +3; was a +1 on the weekend against Colorado College

#17 Wyatt Smith

Jr., 5-11, 197, Warroad, Minn.

- ✓ One of four players with a positive +/- rating, but was a -3 on the weekend against the Tigers
- ✓ Tied for the team lead with five goals
- ✓ Has scored just one goal since a four-goal weekend at Minnesota-Duluth
- ✓ Totals of 17-16-33 in his last 31 games
- ✓ Second on the team with 5-5-10

#18 Aaron Miskovich

Fr., 5-11, 190, Grand Rapids, Minn.

- ✓ Leads Minnesota freshmen with 2-2-4 and 23 shots on goal through 12 games

#19 Reggie Berg

Jr., 5-11, 182, Anoka, Minn.

- ✓ Leads the team in scoring (5-6-11) and shots on goal (52)
- ✓ Tied for second in the WCHA in scoring
- ✓ Paced Minnesota with seven shots on goal Saturday's overtime loss against Colorado College
- ✓ Minnesota is 18-1-0 in his career when he scores more than one point in a game
- ✓ Was a -2 last weekend against the Tigers

#21 Mike Lyons

So., 6-0, 204, St. Paul, Minn.

- ✓ Led Minnesota with a +2 on Saturday night against Colorado College
- ✓ Is a +3 in the four games he has scored a point; is a -6 in the seven games he has not scored a point

#24 Bill Kohn

So., 6-0, 192, Roseville, Minn.

- ✓ Is the only Minnesota blueliner with a positive +/- despite having a -3 last weekend against the Tigers

#31 Willy Marvin

So., 6-0, 172, Warroad, Minn.

- ✓ Saw action for the first time this season in Friday night's game against Colorado College, stopping all three shots in 8:21 in the third period

#34 Steve DeBus

Sr., 5-9, 177, Rochester, Minn.

- ✓ Stopped 47 of 55 shots in 112:00 of action last weekend
- ✓ Has been Minnesota's goaltender of record in 42 straight games
- ✓ Has a career record of 24-2-1 when allowing three or less goals in a game
- ✓ Owns only two games this season with a saves percentage above .900 (5-1 win at UMD on 10/25, stopped 25 of 26 shots; 4-2 win at Wisconsin on 11/7, stopped 34 of 36 shots)

All-Time Record

Minnesota owns an all-time record of 1,292-720-104 (.635) in 76-plus seasons of hockey (2,116 games)

1997-98 WCHA STANDINGS/THIS WEEK'S SCHEDULE

Team (Overall Record)	GP	W	L	T	Pts	GF	GA	GDiff
1. Wisconsin (7-1-0)	8	7	1	0	14	30	16	+14
2. St. Cloud State (7-3-2)	8	6	1	1	13	27	19	+8
3. North Dakota (5-2-1)	8	5	2	1	11	36	21	+15
4. Colorado College (5-3-2)	8	4	3	1	9	30	26	+4
5. Alaska-Anchorage (3-7-2)	8	3	4	1	7	13	20	-7
6. Minnesota-Duluth (4-8-0)	8	3	5	0	6	18	32	-14
Minnesota (4-8-0)	10	3	7	0	6	30	34	-4
8. Denver (3-7-0)	6	2	4	0	4	18	19	-1
Michigan Tech (3-7-1)	8	1	7	0	2	21	36	-15

Friday, November 28
 Alaska-Anch. @ Colorado College
 Michigan Tech @ Minn.-Duluth
 Minnesota @ Michigan (CHS)
 Wisconsin @ Michigan State (CHS)

Saturday, November 29
 Alaska-Anch. @ Colorado College
 Michigan Tech @ Minn.-Duluth
 St. Cloud State @ Denver

Sunday, November 30
 St. Cloud State @ Denver
 Minnesota @ Michigan State (CHS)
 Wisconsin @ Michigan (CHS)

Schedule Oddities

After the Golden Gophers series with Colorado College last weekend at Mariucci Arena, they will play just one conference series (SCSU home-and-home, Dec. 19-20) until hosting Denver on Jan. 16-17. Minnesota's 10 conference games to this point of the season are more in the books than any other team in the league. The following illustrates how many games WCHA teams will play in the next 54 days after last weekend's games:

Alaska-Anchorage (8), Colorado College (6), Denver (8), Michigan Tech (8), **Minnesota (2)**, Minnesota-Duluth (6), North Dakota (6), St. Cloud State (6), Wisconsin (6)

Woog's Window

Minnesota Head Coach Doug Woog has produced unparalleled numbers as the man behind the Golden Gopher bench over the last 12 seasons. Entering Friday's game, Woog has a career record of 361-154-31 (.690) overall and a WCHA mark of 261-107-29 (.694). Minnesota has appeared in the NCAA Tournament in each of Woog's 12 seasons and has finished first or second in the WCHA in 11 of his 12 campaigns. Among Woog's regular media appearances are: WCCO-AM (830) with Moose Miller, Mondays and Fridays at 5:35 p.m. KSTP-AM (1500) with Pat Reusse and Joe Soucheray, Saturday mornings at 11 a.m., Mondays at a to be determined time, and the postgame show. KARE-TV (Ch. 11) Gopher Sports Extra on selected Saturdays during the 1997-98 season.

Injury Update

Sophomore D Ben Clymer (Bloomington, Minn.) underwent successful surgery to repair his injured left shoulder on Monday of last week. Senior D Jason Godbout (Woodbury, Minn.) will have an MRI on his injured left elbow on Monday of this week. Godbout injured the elbow in Friday night's loss, and sat out Saturday's game as a result.

Parting Shots...

The last time Minnesota was swept in back-to-back WCHA series was in the 1979-80 season when the Brad Buetow-coached Golden Gophers lost four consecutive league road games against North Dakota (6-3, 7-6 ot) and Colorado College (6-3, 6-4) on 11/30-12/1 and 12/14-15 • after last weekend's contests in which home teams were just 3-4-1, league teams are just 14-20-2 (.417) in conference home games • Minnesota's longest losing streak in school history is seven games. The Golden Gophers dropped seven straight games from 1/12/72 to 1/29/72 • the current five-game WCHA skid is the second longest in school history, runner-up to a seven-game conference losing streak spanning two seasons from 2/22/66 to 11/27/66 • the Golden Gophers are on pace to set one positive team record and one negative team record on their special teams. Minnesota's current penalty-kill percentage of .897 is better than the current single-season record of .863 in 1983-84. The Golden Gopher power-play unit is just 5-for-56 (.089), which is lower than the .170 percentage which was posted by the 1993-94 squad • Minnesota has not scored or allowed a first period power play goal this season • Minnesota is 4-1-0 when leading after one period, but winless (0-7-0) when tied or trailing after one frame

The Last Time

Minnesota Swept A Road Series:
 January 24-25, 1997 @ Michigan Tech
 (5-2, 8-4)

Minnesota Was Swept In A Road Series:
 November 14-15, 1997 @ Alaska-Anchorage
 (3-2, 3-2)

Minnesota Swept A Home Series: March 7-8, 1997 vs. Alaska-Anchorage (8-2, 5-1)

Minnesota Was Swept In A Home Series:
 November 21-22, 1997 vs. Colorado College
 (5-1, 4-3 ot)

Minnesota Shut Out An Opponent: February 22, 1997 @ Colorado College (Steve DeBus, 3-0)

An Opponent Shut Out Minnesota: March 4, 1995 @ St. Cloud State (3-0)

Minnesota Player Scored A Hat Trick: March 1, 1997 (Ryan Kraft, 7-3 Minnesota win)

Minnesota Player Scored A Natural Hat Trick:
 December 30, 1994 @ Mariucci Arena vs. Yale
 (Ryan Kraft, 6-2 Minnesota win)

An Opponent Scored A Hat Trick: February 1, 1997 @ North Dakota (Jason Blake, 6-2 Minnesota loss)

Minnesota Player Scored Four Goals In A Game: November 9, 1996 vs. North Dakota (Casey Hankinson, 10-6 Minnesota win)

Minnesota Had 50 or More Shots On Goal In A Game: March 14, 1997 vs. St. Cloud State at WCHA Final Five (52 shots, 5-4 Minnesota overtime win)

Opponent Had 50 or More Shots On Goal In A Game: January 31, 1997 @ North Dakota (51 shots, 6-4 Minnesota loss)

Minnesota Player Scored A Short-handed Goal: October 31, 1997 vs. North Dakota (Aaron Miskovich, 6-5 Minnesota win)

Minnesota Won In Overtime: March 14, 1997 vs. St. Cloud State at WCHA Final Five (5-4)

Minnesota Lost In Overtime: November 22, 1997 vs. Colorado College (4-3)

Minnesota Tied In Overtime: February 21, 1997 @ Colorado College (3-3)

Minnesota Scored 10 Goals Or More In A Game: November 9, 1996 vs. North Dakota (10-6 Minnesota win)

Opponent Scored 10 Goals Or More In A Game: January 30, 1993 @ Michigan Tech (10-2 Minnesota loss)

TEAM SEASON HIGHS/LOWS

MOST GOALS/GAME	(6) 10/31 vs. North Dakota
LEAST GOALS/GAME	(1) 10/17 vs. Maine; 11/21 vs. Colorado College
MOST ASSISTS/GAME	(10) 10/31 vs. North Dakota
LEAST ASSISTS/GAME	(0) 11/21 vs. Colorado College
MOST GOALS AGAINST/GAME	(6) 10/17 vs. Maine
LEAST GOALS AGAINST/GAME	(1) 10/25 @ UMD
MOST ASSISTS AGAINST/GAME	(10) 10/17 vs. Maine; 10/31 vs. North Dakota
LEAST ASSISTS AGAINST/GAME	(2) 10/18 vs. Maine; 10/25 @ UMD
MOST GOALS/PERIOD	(3) 3rd, 10/31 vs. North Dakota
MOST GOALS AGAINST/PERIOD	(3) 2nd, 10/24 @ UMD; 3rd, 10/31 & 11/1 vs. North Dakota
MOST SHOTS ON GOAL/GAME	(42) 11/8 @ Wisconsin
LEAST SHOTS ON GOAL/GAME	(22) 11/21 vs. Colorado College
MOST SHOTS AGAINST/GAME	(44) 10/24 @ UMD
LEAST SHOTS AGAINST/GAME	(20) 11/14 @ Alaska-Anchorage
MOST SHOTS ON GOAL/PERIOD	(17) 1st, 10/18 vs. Maine
MOST SHOTS AGAINST/PERIOD	(16) 1st, 10/17 vs. Maine; 2nd, 10/24 @ UMD; 2nd, 10/31 vs. No. Dak.
MOST PENALTIES/GAME	(14) 10/25 @ UMD
LEAST PENALTIES/GAME	(5) 10/17 & 10/18 vs. Maine
MOST PIM/GAME	(36) 10/25 @ UMD
LEAST PIM/GAME	(10) 10/18 vs. Maine
MOST OPP. PENALTIES/GAME	(14) 11/7 @ Wisconsin
LEAST OPP. PENALTIES/GAME	(4) 10/31 vs. North Dakota
MOST OPP. PIM/GAME	(34) 11/21 vs. Colorado College
LEAST OPP. PIM/GAME	(8) 10/31 vs. North Dakota

Minnesota's Record When In 1997-98

Overall Record	4-8-0
WCHA Record	3-7-0
Home Record	2-4-0
Road Record	2-4-0
Neutral Site Record	0-0-0
Last 20 Games (retro to 1996-97)	10-10-0
Last 10 Games	3-7-0
Last 5 Games	0-5-0
Power Play	5 of 56 (.089)
Penalty Kill	52 of 58 (.897)
Scoring A Power-Play Goal	3-2-0
Not Scoring A Power-Play Goal	1-6-0
Allowing A Power-Play Goal	2-3-0
Not Allowing A Power-Play Goal	2-5-0
Scoring A Short-Handed Goal	1-0-0
Allowing A Short-Handed Goal	0-2-0
Penalties/Avg. Per Game	105/8.8
Penalty Minutes/Avg. Per Game	251/20.9
10 Or More Penalties	2-3-0
Less Than 10 Penalties	2-5-0
More Penalties Than Opponent	2-2-0
Less Penalties Than Opponent	2-3-0
Same Amount Of Penalties	0-3-0

In One-Goal Games	2-5-0
In Two-Goal Games	1-1-0
In Three-Goal or More Games	1-2-0
In Overtime Games	0-0-0
Scoring 4 or More Goals	3-0-0
Scoring 3 or More Goals	4-2-0
Scoring 2 or Less Goals	0-6-0
Allowing 4 or More Goals	1-4-0
Allowing 3 or Less Goals	3-4-0
Scoring First	4-3-0
Opponents Score First	0-5-0
Leading After One Period	4-1-0
Trailing After One Period	0-3-0
Tied After One Period	0-4-0
Leading After Two Periods	3-2-0
Trailing After Two Periods	0-5-0
Tied After Two Periods	1-1-0

Having 10-19 Shots On Goal	0-0-0
Having 20-29 Shots On Goal	1-1-0
Having 30-39 Shots On Goal	3-5-0
Having 40 or more Shots On Goal	0-2-0
Allowing 10-19 Shots On Goal	0-0-0
Allowing 20-29 Shots On Goal	2-5-0
Allowing 30-39 Shots On Goal	2-2-0
Allowing 40 or more Shots On Goal	0-1-0
Outshooting Opponent	2-3-0
Opponent Outshoots Minnesota	2-5-0
Shots Are Even	0-0-0

October	3-2-0
November	1-6-0
December	0-0-0
January	0-0-0
February	0-0-0
March	0-0-0
First Game Of A Series	2-4-0
Second Game Of A Series	2-4-0
Series Record	0-2-4
Games Following A Win	1-3-0
Games Following A Loss	3-5-0
Games Following A Tie	0-0-0

DID YOU KNOW...

Only one Golden Gopher has a multiple-point game (Anderson) the last two weekends, and the team owns only two multiple-point scorers (Anderson, Berg) over the last three weekend series • Minnesota owns a 6-4-0 (.600) record on Nov. 28 in school history, with an 8-3-0 (.727) mark on Nov. 30 • the Golden Gopher team and travelling staff will be taking in the Michigan State/Penn State football game this Saturday in East Lansing, Mich. • a total of 15 different Golden Gophers have scored goals this season, but only four (Anderson, Berg, Spehar and Smith) have three or more goals • the Golden Gophers lost for just the seventh time the last three-plus seasons (67-7-2, .895) when leading after two periods when they surrendered a 2-1 lead after two frames and lost Saturday's game in overtime • Minnesota lost for just the 11th time in the last 64 games Saturday when scoring first (51-11-2, .813) • when Mike Anderson opened the scoring for Minnesota in Saturday's game, it was the first lead the Golden Gophers had held in the past 204:31 of game time. Minnesota never owned a lead at any point of the series in Anchorage and was knotted or trailed the whole game in Friday's loss to Colorado College • a total of eight Golden Gophers have been drafted by NHL organizations. A listing of players drafted and the respective organization follows: Mike Anderson—Washington; Reggie Berg—Toronto; Ben Clymer—Boston; Jason Godbout—Pittsburgh; Casey Hankinson—Chicago; Ryan Kraft—San Jose; Aaron Miskovich—Colorado; Wyatt Smith—Phoenix

AND FINALLY...

Golden Gophers Take Long Break:

Minnesota will hit the books to prepare for finals week, and as a result will be idle from action until a home-and-home series with second-place St. Cloud State on Dec. 19-20. Friday's game will be at Mariucci Arena beginning at 7:35 p.m., with Saturday's rematch at National Hockey Center in St. Cloud with the puck dropping at 7:05 p.m.

1997-98 WCHA WEEKLY HONORS

(date indicates when the award was announced)

OFFENSIVE PLAYER OF THE WEEK

November 10 Reggie Berg

DEFENSIVE PLAYER OF THE WEEK

October 27 Steve DeBus

ROOKIE OF THE WEEK

November 3 Aaron Miskovich

MULTIPLE-POINT GAMES

Player(games)	Last Time	Record
Anderson (3)	11/22 vs. CC (2g)	1-2-0
Berg (3)	11/7 @ UW (2g, 2a)	2-1-0
Smith (3)	10/31 vs. UND (2a)	2-1-0
Kraft (1)	10/26 @ UMD (1g, 2a)	1-0-0
Mills (1)	10/31 vs. UND (1g, 1a)	1-0-0
Miskovich (1)	10/31 vs. UND (2g)	1-0-0
Spehar (1)	10/31 vs. UND (2a)	1-0-0
Westrum (1)	10/31 vs. UND (2g)	1-0-0

STATS BREAKDOWN

MINNESOTA ON THE POWER PLAY BY PERIOD

1st Period			2nd Period			3rd Period/*OT		
Date-Opp.	PP Time	Shots/Goals	Date-Opp.	PP Time	Shots/Goals	Date-Opp.	PP Time	Shots/Goals
10/17-MAINE	2:00	3/0	10/17-MAINE	4:00	4/0	10/17-MAINE	1:13	1/0
10/18-MAINE	2:00	1/0	10/18-MAINE	4:38	2/0	10/18-MAINE	1:41	1/1
10/24-@UMD	6:10	3/0	10/24-@UMD	3:50	1/0	10/24-@UMD	:43	2/0
10/25-@UMD	3:00	2/0	10/25-@UMD	0	—	10/25-@UMD	:24	1/1
10/31-UND	2:00	2/0	10/31-UND	:40	1/0	10/31-UND	1:20	2/0
11/1-UND	4:00	4/0	11/1-UND	5:48	5/0	11/1-UND	:33	1/1
11/7-@Wisconsin	2:00	1/0	11/7-@Wisconsin	4:50	5/1	11/7-@Wisconsin	2:36	1/0
11/8-@Wisconsin	8:00	9/0	11/8-@Wisconsin	4:00	5/0	11/8-@Wisconsin	0	—
11/14-@UAA	2:00	3/0	11/14-@UAA	5:22	3/0	11/14-@UAA	3:54	2/0
11/15-@UAA	0	—	11/15-@UAA	4:01	3/0	11/15-@UAA	1:26	2/1
11/21-CC	0:37	1/0	11/21-CC	4:39	4/0	11/21-CC	0	—
11/22-CC	4:00	2/0	11/22-CC	3:37	2/0	*11/22-CC	0	—
TOTAL	35:47	31/0	TOTAL	45:25	35/1	TOTAL	13:50	13/4

MINNESOTA ON THE PENALTY KILL BY PERIOD

1st Period			2nd Period			3rd Period/*OT		
Date-Opp.	PP Time	Shots/Goals	Date-Opp.	PP Time	Shots/Goals	Date-Opp.	PP Time	Shots/Goals
10/17-MAINE	0	—	10/17-MAINE	2:48	2/1	10/17-MAINE	7:00	2/1
10/18-MAINE	2:00	0/0	10/18-MAINE	2:00	1/0	10/18-MAINE	3:15	3/1
10/24-@UMD	6:00	4/0	10/24-@UMD	2:00	0/0	10/24-@UMD	2:51	7/1
10/25-@UMD	5:00	0/0	10/25-@UMD	2:58	7/1	10/25-@UMD	2:00	0/0
10/31-UND	2:06	0/0	10/31-UND	6:54	6/0	10/31-UND	4:00	1/0
11/1-UND	2:52	2/0	11/1-UND	3:48	2/0	11/1-UND	0	—
11/7-@Wisconsin	2:00	3/0	11/7-@Wisconsin	4:00	1/0	11/7-@Wisconsin	4:00	5/0
11/8-@Wisconsin	6:39	6/0	11/8-@Wisconsin	2:39	3/0	11/8-@Wisconsin	0	—
11/14-@UAA	6:45	4/0	11/14-@UAA	0	—	11/14-@UAA	1:54	1/0
11/15-@UAA	4:00	3/0	11/15-@UAA	1:25	2/0	11/15-@UAA	0	—
11/21-CC	2:00	0/0	11/21-CC	3:16	2/0	11/21-CC	:50	0/0
11/22-CC	4:00	3/0	11/22-CC	6:00	4/0	*11/22-CC	3:26	4/1
TOTAL	43:22	25/0	TOTAL	37:48	30/2	TOTAL	29:16	23/4

Golden Gophers Sign Six Top Recruits During Early Signing Period

The University of Minnesota men's hockey program has announced the signing of six top Minnesota student-athletes to national letters of intent to play for the Golden Gophers beginning with the 1998-99 season.

Nick Angell is a 6'0", 190-pound right-handed shooting defenseman from Duluth East High School in Duluth, Minn. Angell was named to the Duluth News-Tribune's all-area team last season after scoring 11 goals and 28 assists for 39 points in 28 games played. He helped lead the Greyhounds to the state tournament, and was honored for his efforts in St. Paul by being named to the all-tournament team. **Adam Hauser**, a 6'1", 190-pound goaltender from Coleraine, Minn., is currently playing with the U.S. National under-18 team in Ann Arbor, Mich. Hauser is widely considered the best high school goaltending prospect in the nation. Last season at Greenway (Coleraine) High School, Hauser posted a 2.54 goals-against average and a .909 saves percentage in 25 games. He was also a member of the U.S. Select 16 team in 1996. **Jordan Leopold**, a 6'0", 184-pound left-handed defenseman from Robbinsdale, Minn., (Armstrong High School) is also on the U.S. National under-18 team in Michigan. Leopold is considered to be one of the most skilled prep senior blueliners in the country. Leopold, also a member of the U.S. Select 16 team, was cited on the all-state honorable mention list last season as a prep junior. **Doug Meyer**, a 6'1", 187-pound left-handed forward from Bloomington, Minn., (Kennedy High School) is the third member of the recruiting class that is currently with the under-18 developmental squad in Michigan. Meyer, who was named to the all-conference team as a junior, led his team in scoring last season. He scored six goals in nine contests against USHL opponents this fall on the developmental squads. **Johnny Pohl**, a 6'0", 173-pound right-handed center from Red Wing, Minn., piled up numbers of 56 goals and 55 assists for 111 total points as a high school junior in leading Red Wing to the Class A state championship. Pohl was named to the all-state and all-conference teams, and scored six goals and three assists in 15 games with the St. Paul Vulcans in limited action this fall. **Erik Wendell** is a 6'1", 197-pound left-handed forward from Maple Grove, Minn., (Maple Grove High School). Wendell scored 26 goals and added 15 assists for 41 total points last season at Park Center High School. He is a two-time all-conference selection, team MVP as a junior last season at Park Center, and was named to the all-metro team. Wendell scored six goals and added two assists in 15 games this fall for the St. Paul Vulcans. All six recruits also excel in the classroom, with five of the six carrying grade-point averages of 3.00 (B-average) or higher. Hauser leads the list with a 3.87 GPA (4.00 scale), with Wendell carrying a 3.32 and Pohl a 3.25 average.

STATS BREAKDOWN

Penalty/Penalty Minute Breakdown (number in parenthesis indicates opponents goals as a result)

Penalty	1st Period	2nd Period	3rd Period	Overtime	Total
Boarding	—	—	—	—	0/0
Charging	—	1/2	—	—	1/2
Checking From Behind	1/5	1/5	1/5 (1)	—	3/15 (1)
Cross Checking	1/2	3/6	3/6 (1)	—	7/14 (1)
Delay of Game	—	—	—	—	0/0
Elbowing	1/2	1/2	1/2	—	3/6
Fighting	—	—	—	—	0/0
Game Misconduct	1/10	1/10	1/10	—	3/30
Gross Misconduct	—	—	—	—	0/0
High Sticking	—	—	1/2	—	1/2
Holding	7/14	4/8	2/4	—	13/26
Hooking	2/4	—	1/2 (1)	—	3/6 (1)
Instigating	—	—	—	—	0/0
Interference	3/6	1/2	1/2	—	5/10
Kneeing	—	—	—	—	0/0
Misconduct	—	—	1/10	—	1/10
Roughing	9/18	12/24 (1)	17/34	—	38/76 (1)
Slashing	3/6	6/12	3/6 (1)	—	12/24 (1)
Spearing	—	—	—	—	0/0
Tripping	3/6	2/4 (1)	—	—	5/10 (1)
Unsports. Conduct	1/2	—	1/2	—	2/4
Too Many Men	—	—	—	—	0/0
Hit After Whistle	1/2	—	—	—	1/2
Butt Ending	—	—	—	—	0/0
Game DQ	—	—	—	—	0/0
Holding the Stick	2/4	1/2	1/2	—	4/8
Bench	1/2	1/2	1/2	—	3/6
Other	—	—	—	—	0/0
TOTAL	36/83	34/79 (2)	35/89 (4)	—	105/251 (6)

Golden Gophers On The Airwaves

KSTP-AM 1500: KSTP is back as the Golden Gophers' official radio home for the 1997-98 season. Dan Terhaar calls the action with former Golden Gopher and North Stars head coach Glen Sonmor handling color commentary. KSTP's Robb Leer offers pregame, intermission and postgame interviews. KSTP-AM 1500 is slated to cover all Golden Gopher games during the 1997-98 season.

Midwest Sports Channel: MSC will broadcast 28 Golden Gopher hockey regular-season games in 1997-98, including the Dodge/Mariucci Classic in addition to the 1998 WCHA Final Five. Frank Mazzocco and Tom Reid will once again handle the broadcast duties. Ryan Lefebvre will anchor the pregame show and conduct the between period interviews. MSC's pregame lineup for Golden Gopher hockey will include the "Doug Woog Show" one hour before game time, and MSC Sports Connection, which will air one half-hour before faceoff.

WCHA Championships

Regular Season

1953, 1954, 1970

1975, 1981, 1983

1988, 1989, 1992, 1997

Playoff

1983, 1993, 1994, 1996

NCAA Championships

1974, 1976, 1979

University of Minnesota
1997-98 Men's Ice Hockey Statistics
WCHA Games Only

Golden Gophers	GP/ GS	G	A	Pts	+/-	Sht	Sht %	Pen/	Min	PP	SH	EN	GW	GT	HT
Reggie Berg	10/ 6	5	6	11	-1	49	10.2	5 / 10		2	0	0	1	0	0
Wyatt Smith	10/ 7	5	5	10	1	32	15.6	10 / 20		0	0	0	0	0	0
Mike Anderson	10/ 6	4	4	8	-1	30	13.3	6 / 20		1	0	1	0	0	0
Dave Spehar	10/ 3	3	5	8	1	23	13.0	2 / 4		0	0	0	0	0	0
Ryan Kraft	10/ 5	1	5	6	-6	33	3.0	1 / 2		0	0	0	1	0	0
Casey Hankinson	10/ 2	2	2	4	-6	37	5.4	9 / 29		0	0	0	0	0	0
Nate Miller	10/ 1	2	2	4	-4	15	13.3	7 / 14		0	0	0	0	0	0
Aaron Miskovich	10/ 0	2	2	4	-3	20	10.0	5 / 10		0	1	0	0	0	0
Bill Kohn	10/ 10	0	4	4	0	13	0.0	10 / 31		0	0	0	0	0	0
Erik Westrum	10/ 0	2	1	3	-4	15	13.3	5 / 10		0	0	1	1	0	0
Dylan Mills	10/ 2	1	2	3	-3	7	14.3	2 / 4		0	0	0	0	0	0
Mike Lyons	10/ 0	0	3	3	-4	10	0.0	12 / 24		0	0	0	0	0	0
Ryan Trebil	10/ 0	1	1	2	-1	4	25.0	10 / 20		0	0	0	0	0	0
Matt Leimbek	8/ 0	0	2	2	1	2	0.0	2 / 4		0	0	0	0	0	0
Brett Abrahamson	10/ 8	1	0	1	-1	10	10.0	3 / 6		0	0	0	0	0	0
Jason Godbout	9/ 0	1	0	1	-4	9	11.1	2 / 4		1	0	0	0	0	0
Stuart Senden	10/ 0	0	1	1	-1	3	0.0	0 / 0		0	0	0	0	0	0
Rico Pagel	10/ 0	0	1	1	-2	13	0.0	1 / 2		0	0	0	0	0	0
Cory Miller	3/ 0	0	0	0	0	2	0.0	0 / 0		0	0	0	0	0	0
Steve DeBus	10/ 9	0	0	0	0	1	0.0	0 / 0		0	0	0	0	0	0
Erik Day	1/ 1	0	0	0	0	0	0.0	0 / 0		0	0	0	0	0	0
Willy Marvin	1/ 0	0	0	0	0	0	0.0	0 / 0		0	0	0	0	0	0
Golden Gophers	10/ 10	30	46	76		328	9.1	95 / 220		4	1	2	3	0	0
Opponents	10/ 10	34	51	85		298	11.4	92 / 192		3	1	1	7	0	0

Bench Penalties: Golden Gophers 3 (6 Minutes); Opponents 2 (4 Minutes)
Power Play: Golden Gophers 4/46 (8.7%); Opponents 3/49 (6.1%);

Goaltending Statistics

Golden Gophers	GP/ GS	Min	GAA	W	L	T	ENG	Sho	GA	Sv	Sv %
Willy Marvin	1 / 0	8:21	0.00	0	0	0	1	0	0	3	1.000
Erik Day	1 / 1	44:31	2.70	0	0	0	0	0	2	16	.889
Steve DeBus	10 / 9	541:02	3.44	3	7	0	0	0	31	246	.888
Golden Gophers	10 / 10	593:54	3.33	3	7	0	1	0	33	265	.889
Opponents	10 / 10	599:23	2.80	7	3	0	2	0	28	298	.914

Statistics by Period

Goals	1	2	3	OT	Tot	Penalties	1	2	3	OT	Tot
Golden Gophers	10	8	12	0	30	Golden Gophers	35	31	29	0	95
Opponents	6	13	14	1	34	Opponents	31	34	27	0	92
Shots	1 <td>2 <td>3 <td>OT <td>Tot</td> <td>Penalty Minutes</td> <td>1 <td>2 <td>3 <td>OT <td>Tot</td> </td></td></td></td></td></td></td>	2 <td>3 <td>OT <td>Tot</td> <td>Penalty Minutes</td> <td>1 <td>2 <td>3 <td>OT <td>Tot</td> </td></td></td></td></td></td>	3 <td>OT <td>Tot</td> <td>Penalty Minutes</td> <td>1 <td>2 <td>3 <td>OT <td>Tot</td> </td></td></td></td></td>	OT <td>Tot</td> <td>Penalty Minutes</td> <td>1 <td>2 <td>3 <td>OT <td>Tot</td> </td></td></td></td>	Tot	Penalty Minutes	1 <td>2 <td>3 <td>OT <td>Tot</td> </td></td></td>	2 <td>3 <td>OT <td>Tot</td> </td></td>	3 <td>OT <td>Tot</td> </td>	OT <td>Tot</td>	Tot
Golden Gophers	107	116	103	2	328	Golden Gophers	81	73	66	0	220
Opponents	92	109	96	2	299	Opponents	70	68	54	0	192

University of Minnesota
1997-98 Men's Ice Hockey Statistics
Record: 4- 8/ 3- 7 WCHA

Golden Gophers	GP/ GS	G	A	Pts +/-	Sht	Sht %	Pen/ Min	PP	SH	EN	GW	GT	HT
Reggie Berg	12/ 7	5	6	11 -1	52	9.6	7/ 25	2	0	0	1	0	0
Wyatt Smith	12/ 8	5	5	10 2	38	13.2	11/ 22	0	0	0	0	0	0
Dave Spehar	12/ 4	4	6	10 3	26	15.4	2/ 4	0	0	0	0	0	0
Mike Anderson	12/ 7	4	5	9 -1	41	9.8	7/ 22	1	0	1	0	0	0
Ryan Kraft	12/ 6	1	7	8 -4	38	2.6	1/ 2	0	0	0	1	0	0
Bill Kohn	12/ 11	2	4	6 1	18	11.1	10/ 31	0	0	0	0	0	0
Nate Miller	12/ 1	2	3	5 -6	17	11.8	7/ 14	0	0	0	0	0	0
Casey Hankinson	12/ 3	2	2	4 -7	39	5.1	9/ 29	0	0	0	0	0	0
Aaron Miskovich	12/ 0	2	2	4 -5	23	8.7	6/ 12	0	1	0	0	0	0
Mike Lyons	11/ 0	0	4	4 -3	10	0.0	12/ 24	0	0	0	0	0	0
Erik Westrum	12/ 0	2	1	3 -4	18	11.1	5/ 10	0	0	1	1	0	0
Dylan Mills	12/ 2	1	2	3 -2	9	11.1	2/ 4	0	0	0	0	0	0
Ryan Trebil	12/ 0	1	1	2 -3	6	16.7	11/ 22	0	0	0	0	0	0
Brett Abrahamson	12/ 10	1	1	2 -3	12	8.3	5/ 10	0	0	0	0	0	0
Rico Pagel	12/ 0	1	1	2 -4	18	5.6	1/ 2	1	0	0	1	0	0
Matt Leimbek	9/ 0	0	2	2 1	3	0.0	2/ 4	0	0	0	0	0	0
Jason Godbout	11/ 0	1	0	1 -4	10	10.0	3/ 6	1	0	0	0	0	0
Stuart Senden	12/ 0	0	1	1 -1	5	0.0	0/ 0	0	0	0	0	0	0
Ben Clymer	1/ 1	0	0	0 -1	5	0.0	1/ 2	0	0	0	0	0	0
Cory Miller	4/ 0	0	0	0 0	2	0.0	0/ 0	0	0	0	0	0	0
Steve DeBus	12/ 11	0	0	0 0	1	0.0	0/ 0	0	0	0	0	0	0
Erik Day	2/ 1	0	0	0 0	0	0.0	0/ 0	0	0	0	0	0	0
Willy Marvin	1/ 0	0	0	0 0	0	0.0	0/ 0	0	0	0	0	0	0
Golden Gophers	12/ 12	34	53	87	391	8.7	105/ 251	5	1	2	4	0	0
Opponents	12/ 12	42	63	105	360	11.7	103/ 214	6	2	1	8	0	0

Bench Penalties: Golden Gophers 3 (6 Minutes); Opponents 2 (4 Minutes)
Power Play: Golden Gophers 5/56 (8.9%); Opponents 6/58 (10.3%);

Goaltending Statistics

Golden Gophers	GP/ GS	Min	GAA	W	L	T	EN	Sho	GA	Sv	Sv %
Willy Marvin	1/ 0	8:21	0.00	0	0	0	1	0	0	3	1.000
Erik Day	2/ 1	49:26	2.43	0	0	0	0	0	2	18	.900
Steve DeBus	12/ 11	656:07	3.57	4	8	0	0	0	39	298	.884
Golden Gophers	12/ 12	713:54	3.45	4	8	0	1	0	41	319	.886
Opponents	12/ 12	718:41	2.67	8	4	0	2	0	32	357	.918

Statistics by Period

Goals	1	2	3	OT	Tot	Penalties	1	2	3	OT	Tot
Golden Gophers	13	8	13	0	34	Golden Gophers	36	34	35	0	105
Opponents	8	16	17	1	42	Opponents	33	39	31	0	103
Shots	1	2	3	OT	Tot	Penalty Minutes	1	2	3	OT	Tot
Golden Gophers	132	142	115	2	391	Golden Gophers	83	79	89	0	251
Opponents	116	125	118	2	361	Opponents	74	78	62	0	214

University of Minnesota
 1997-98 Men's Ice Hockey Statistics
 Record: 4- 8/ 3- 7 WCHA

Date	Opponent	Score	Record	Site	Attend	Goaltender of Record	
10/17	Maine	1 - 6 L	0- 1	H Mariucci Arena	9866	Steve DeBus	0- 1
10/18	Maine	W 3 - 2	1- 1	H Mariucci Arena	9749	Steve DeBus	1- 1
10/24	*Minnesota-Duluth	3 - 5 L	1- 2	A Duluth, Minn.	5590	Steve DeBus	1- 2
10/25	*Minnesota-Duluth	W 5 - 1	2- 2	A Duluth, Minn.	5420	Steve DeBus	2- 2
10/31	*North Dakota	W 6 - 5	3- 2	H Mariucci Arena	9847	Steve DeBus	3- 2
11/ 1	*North Dakota	2 - 3 L	3- 3	H Mariucci Arena	9859	Steve DeBus	3- 3
11/ 7	*Wisconsin	W 4 - 2	4- 3	A Madison, Wis.	8323	Steve DeBus	4- 3
11/ 8	*Wisconsin	2 - 3 L	4- 4	A Madison, Wis.	8340	Steve DeBus	4- 4
11/14	*Alaska-Anchorage	2 - 3 L	4- 5	A Anchorage, Alaska	4733	Steve DeBus	4- 5
11/15	*Alaska-Anchorage	2 - 3 L	4- 6	A Anchorage, Alaska	5375	Steve DeBus	4- 6
11/21	*Colorado College	1 - 5 L	4- 7	H Mariucci Arena	9837	Steve DeBus	4- 7
11/22	*Colorado College	3 - 4 L OT	4- 8	H Mariucci Arena	9821	Steve DeBus	4- 8

*-WCHA Game

Record	W	L	Pct	Attendance #	Total	Avg
All Games	4	8	.333	Home	6	58979 9830
WCHA	3	7	.300	Away	6	37781 6297
Home	2	4	.333	Neutral	0	0 0
Away	2	4	.333	Total	12	96760 8063
Neutral	0	0	.000			
Ahead After 1 Period	4	1	.800			
Behind After 1 Period	0	3	.000			
Tied After 1 Period	0	4	.000			
Ahead After 2 Periods	3	2	.600			
Behind After 2 Periods	0	5	.000			
Tied After 2 Periods	1	1	.500			
Score First	4	3	.571			
Do Not Score First	0	5	.000			
Overtime Games	0	1	.000			

Minnesota Hockey Career Stats

Note: Current players are listed who have played more than one full season of college hockey. Totals are updated through November 22, 1997 (12 games).

#8 • Brett Abrahamson

Year	GP	G	A	TP	P/PIM	PP	GW	SH	HT	
93-94	<i>Redshirted</i>									
94-95	<i>Did not play</i>									
95-96	3	1	0	1	2/12	0	1	0	0	
96-97	35	5	8	13	20/48	0	1	0	0	
97-98	12	1	1	2	5/10	0	0	0	0	
Total	50	7	9	16	27/70	0	2	0	0	

#10 • Mike Anderson

Year	GP	G	A	TP	P/PIM	PP	GW	SH	HT
95-96	28	3	6	9	20/51	0	1	0	0
96-97	42	9	11	20	19/46	1	0	0	0
97-98	12	4	5	9	7/22	1	0	0	0
Total	82	16	22	38	46/119	2	1	0	0

#19 • Reggie Berg

Year	GP	G	A	TP	P/PIM	PP	GW	SH	HT
95-96	40	23	11	34	29/69	2	2	1	2
96-97	38	11	26	37	20/48	3	1	0	0
97-98	12	5	6	11	7/25	2	1	0	0
Total	90	39	43	82	56/142	7	4	1	2

#14 • Cory Miller

Year	GP	G	A	TP	P/PIM	PP	GW	SH	HT
96-97	11	1	0	1	0/0	0	0	0	0
97-98	4	0	0	0	0/0	0	0	0	0
Total	15	1	0	1	0/0	0	0	0	0

#5 • Ryan Trebil

Year	GP	G	A	TP	P/PIM	PP	GW	SH	HT
96-97	8	0	0	0	4/8	0	0	0	0
97-98	12	1	1	2	11/22	0	0	0	0
Total	20	1	1	2	15/30	0	0	0	0

#34 • Steve DeBus

Year	G	W-L-T	MIN	GA	GAA	SV	SV%
93-94	<i>Did not play</i>						
94-95	<i>Redshirted</i>						
95-96	24	15-7-0	1314	63	2.88	539	.895
96-97	38	25-12-1	2283	120	3.15	953	.888
97-98	12	4-8-0	656	39	3.57	298	.884
Total	74	44-27-1	4253	222	3.13	1790	.890

#26 • Jason Godbout

Year	GP	G	A	TP	P/PIM	PP	GW	SH	HT
94-95	32	1	4	5	14/28	0	0	0	0
95-96	39	6	7	13	12/24	0	1	0	0
96-97	42	2	9	11	19/46	0	0	1	0
97-98	11	1	0	1	3/6	1	0	0	0
Total	124	10	20	30	48/104	1	1	1	0

#9 • Casey Hankinson

Year	GP	G	A	TP	P/PIM	PP	GW	SH	HT
94-95	33	7	1	8	24/86	2	2	0	0
95-96	39	16	19	35	41/101	8	1	0	1
96-97	42	17	24	41	26/79	7	2	0	1
97-98	12	2	2	4	9/29	0	0	0	0
Total	126	42	46	88	100/295	17	5	0	2

#29 • Rico Pagel

Year	GP	G	A	TP	P/PIM	PP	GW	SH	HT
96-97	29	5	5	10	6/12	0	0	0	0
97-98	12	1	1	2	1/2	1	1	0	0
Total	41	6	6	12	7/14	1	1	0	0

#24 • Bill Kohn

Year	GP	G	A	TP	P/PIM	PP	GW	SH	HT
95-96	7	0	2	2	4/8	0	0	0	0
96-97	42	5	10	15	40/80	2	1	0	0
97-98	12	2	4	6	10/31	0	0	0	0
Total	61	7	16	23	54/119	2	1	0	0

#13 • Nate Miller

Year	GP	G	A	TP	P/PIM	PP	GW	SH	HT
96-97	40	5	9	14	14/36	0	3	0	0
97-98	12	2	3	5	7/14	0	0	0	0
Total	52	7	12	19	21/50	0	3	0	0

#35 • Erik Day

Year	G	W-L-T	MIN	GA	GAA	SV	SV%
96-97	5	3-1-0	240	4	1.00	86	.956
97-98	3	0-0-0	49	2	2.45	18	.900
Total	8	3-1-0	289	6	1.25	104	.945

#7 • Ryan Kraft

Year	GP	G	A	TP	P/PIM	PP	GW	SH	HT
94-95	44	13	33	46	22/44	7	1	0	1
95-96	41	13	24	37	12/24	4	1	1	1
96-97	42	25	21	46	13/37	11	2	0	2
97-98	12	1	7	8	1/2	0	1	0	0
Total	139	52	85	137	48/107	22	5	1	4

#22 • Ben Clymer

Year	GP	G	A	TP	P/PIM	PP	GW	SH	HT
96-97	29	7	13	20	28/64	3	1	1	1
97-98	1	0	0	0	1/2	0	0	0	0
Total	30	7	13	20	29/66	3	1	1	1

#17 • Wyatt Smith

Year	GP	G	A	TP	P/PIM	PP	GW	SH	HT
95-96	32	4	5	9	16/32	0	1	1	0
96-97	38	16	14	30	18/44	3	4	1	0
97-98	12	5	5	10	11/22	0	0	0	0
Total	82	25	24	49	45/98	3	5	2	0

#11 • Dave Spehar

Year	GP	G	A	TP	P/PIM	PP	GW	SH	HT
96-97	40	20	17	37	15/30	11	5	0	0
97-98	12	4	6	10	2/4	0	0	0	0
Total	52	24	23	47	17/34	11	5	0	0

#21 • Mike Lyons

Year	GP	G	A	TP	P/PIM	PP	GW	SH	HT
96-97	32	1	5	6	23/68	0	0	0	0
97-98	11	0	4	4	12/24	0	0	0	0
Total	43	1	9	10	35/92	0	0	0	0

#31 • Willy Marvin

Year	G	W-L-T	MIN	GA	GAA	SV	SV%
95-96	<i>Redshirted</i>						
96-97	4	0-0-0	13	1	4.54	3	.750
97-98	1	0-0-0	8	0	0.00	3	1.000
Total	5	0-0-0	21	1	2.86	6	.857

1997-98 GAME SUMMARIES

GAME 1 October 17, 1997 Mariucci Arena

MAINE	6
MINNESOTA	1

Scoring	1	2	3	OT	F
Maine	2	2	2	-	6
Minnesota	1	0	0	-	1

1ST PERIOD — **Maine:** Guite (Trattmig), 2:24; **Minn:** Kohn (Kraft, Spehar), 7:01; **Maine:** Kerluke (Gutie), 19:03.

2ND PERIOD — **Maine:** Jaasklainen (Larose, Guite), 3:26; **Maine:** Trattmig (Kariya, Cullen), 16:17, ppg.

3RD PERIOD — **Maine:** Parmentier (Kerluke, Kariya), 11:50, ppg; **Maine:** Stewart (Gustafsson, Michaud), 19:40, shg.

Shots on Goal: Maine 16-9-12--38, Minnesota 8-16-8--32

Power Plays: Maine 2-5, Minnesota 0-5

Goalies: Maine: Michaud (32 shots, 31 svcs), Minnesota: DeBus (38 shots, 32 svcs)

Penalties: Maine 5-10, Minnesota 5-21

Att: 9,866

Game Recap: Maine scored two power-plays goals and added a late short-handed goal to stifle Minnesota in its home opener. Junior defenseman Bill Kohn scored Minnesota's first goal of the year in the first period to tally the Golden Gophers' only goal of the night. The attendance of 9,866 was the second-largest crowd ever to see a game at the new Mariucci Arena. It was also the largest goal differential in a Minnesota loss at the new Mariucci Arena.

GAME 2 October 18, 1997 Mariucci Arena

MINNESOTA	3
MAINE	2

Scoring	1	2	3	OT	F
Maine	0	1	1	-	2
Minnesota	2	0	1	-	3

1ST PERIOD — **Minn:** Kohn (N. Miller), 5:39; **Minn:** Spehar (Kraft, Lyons), 7:08.

2ND PERIOD — **Maine:** Kariya (Price), 7:49.

3RD PERIOD — **Minn:** Pagel (Anderson, Abrahamson), 2:11, ppg; **Maine:** Kariya 2 (Michaud), 4:07, ppg.

Shots on Goal: Maine 8-7-9--24, Minnesota 17-10-4--31

Power Plays: Maine 1-4, Minnesota 1-5

Goalies: Maine: Michaud (31 shots, 28 svcs), Minnesota: DeBus (22 shots, 20 svcs); Day (2 shots, 2 svcs)

Penalties: Maine 6-12, Minnesota 5-10

Att: 9,749

Game Recap: Bill Kohn opened scoring with his second goal in as many games, while Dave Spehar scored less than two minutes later to give the Golden Gophers an early 2-0 lead. Steve Kariya put Maine within one with the only goal of the second period, but Rico Pagel capitalized on the Minnesota power play early in the third to re-establish a two-goal cushion. Kariya added his second goal of the game on the Black Bears' power play two minutes later to make it close, but Minnesota kept Maine in check the rest of the period to end its six-game losing streak against the Black Bears.

GAME 3 October 24, 1997 DICC

MINNESOTA-DULUTH	5
MINNESOTA	3

Scoring	1	2	3	OT	F
Minnesota	1	1	1	-	3
Minnesota-Duluth	1	3	1	-	5

1ST PERIOD — **UMD:** C. Anderson (Scissons, Homstol), 6:03; **Minn:** Smith (Kraft), 13:39.

2ND PERIOD — **Minn:** Smith (Kohn, Spehar), 6:03; **UMD:** Homstol (unassisted), 10:10; **UMD:** C. Anderson 2 (Scissons), 13:41; **UMD:** Bois (Peluso), 14:18.

3RD PERIOD — **UMD:** Homstol 2 (Doell, C. Anderson), 2:52, ppg; **Minn:** N. Miller (Miskovich), 6:57.

Shots on Goal: Minnesota 10-12-16--38, UMD 14-16-14--44

Power Plays: Minnesota 0-5, UMD 1-6

Goalies: Minnesota: DeBus (44 shots, 39 svcs), UMD: Nicklin (38 shots, 35 svcs)

Penalties: Minnesota 11-22, UMD 10-20

Att: 5,590

Game Recap: Minnesota-Duluth scored three unanswered goals in the second period to build a 4-2 lead the Golden Gophers could not close. The teams traded goals early in the third period to make the game within reach for Minnesota, but strong goaltending from UMD's Brant Nicklin kept the Gophers at bay, 5-3. Wyatt Smith led the Maroon and Gold with his first two goals of the year. Aaron Miskovich tallied his first collegiate point with an assist on Nate Miller's third period goal.

GAME 4 October 25, 1997 DICC

MINNESOTA	5
MINNESOTA-DULUTH	1

Scoring	1	2	3	OT	F
Minnesota	2	1	2	-	5
Minnesota-Duluth	0	1	0	-	1

1ST PERIOD — **Minn:** Spehar (Hankinson), 6:34; **Minn:** Kraft (M. Anderson, Berg), 16:36.

2ND PERIOD — **UMD:** Homstol (Scissons, Lidster), 6:24, ppg; **Minn:** Smith (Kraft, M. Anderson), 11:23.

3RD PERIOD — **Minn:** Godbout (Berg, Kraft), 4:56, ppg; **Minn:** Smith 2 (unassisted), 9:54.

Shots on Goal: Minnesota 13-10-6--29, UMD 4-13-9--26

Power Plays: Minnesota 1-3, UMD 1-5

Goalies: Minnesota: DeBus (26 shots, 25 svcs), UMD: Nicklin (29 shots, 24 svcs)

Penalties: Minnesota 14-36, UMD 11-22

Att: 5,420

Game Recap: Minnesota bounced back for the second straight weekend to take the second game of the two-game series. Dave Spehar opened scoring early in the first period, and Ryan Kraft, who had a goal and three assists for the weekend, added another to give the Gophers a 2-0 lead after one period. Duluth's Ryan Homstol scored on the power play early in the second period to cut the lead to one goal, but Minnesota finished the game with three unanswered goals to earn the 5-1 win. Wyatt Smith added two goals for the Golden Gophers, giving him four for the series. Reggie Berg and Mike Anderson each had two assists.

1997-98 GAME SUMMARIES

GAME 5

October 31, 1997
Mariucci Arena

MINNESOTA	6
NORTH DAKOTA	5

Scoring	1	2	3	OT	F
North Dakota	0	2	3	-	5
Minnesota	2	1	3	-	6

1ST PERIOD — **Minn:** Westrum (Senden, Leimbeck), 2:09; **Minn:** Hankinson (Spehar, Mills), 19:13.

2ND PERIOD — **ND:** Armbrust (Defauw, Vig), 10:07; **ND:** Je. Ulmer (Calder, Jo. Blake), 10:51; **Minn:** Miskovich (Lyons), 15:09, shg.

3RD PERIOD — **Minn:** Miskovich (Pagel), 12:51; **Minn:** Mills (Spehar, Smith), 13:52; **ND:** Dorey (Williamson, Bull), 16:56; **Minn:** Westrum (Smith, N. Miller), 18:32, eng; **ND:** Williamson (Armbrust, Defauw), 19:00; **ND:** Murphy (Williamson, Calder), 19:08.

Shots on Goal: North Dakota 6-16-15--37, Minnesota 11-7-13--31

Power Plays: North Dakota 0-5, Minnesota 0-2

Goalies: North Dakota: Schweitzer (31 shots, 25 svcs), Minnesota: DeBus (37 shots, 32 svcs)

Penalties: North Dakota 4-8, Minnesota 8-27

Att: 9,847

Game Recap: It was a night for the newcomers as Minnesota freshmen accounted for five goals and eight points. Both Erik Westrum and Aaron Miskovich scored two goals, the firsts of their collegiate career, while Dylan Mills scored his first goal in a Golden Gopher uniform. Westrum's empty-net goal appeared to seal it for Minnesota, but North Dakota scored two goals in eight seconds with under a minute to go in the game to make it close. Minnesota raised its record to 7-0-2 against the Sioux in the new Mariucci Arena.

GAME 6

November 1, 1997
Mariucci Arena

NORTH DAKOTA	3
MINNESOTA	2

Scoring	1	2	3	OT	F
North Dakota	0	0	3	-	3
Minnesota	1	0	1	-	2

1ST PERIOD — **Minn:** Berg (Anderson), 0:07.

2ND PERIOD — No Scoring.

3RD PERIOD — **ND:** Je. Panzer (Dorey), 2:58; **Minn:** Anderson (Kraft, Berg), 5:55, ppg; **ND:** Williamson (Calder), 7:49; **ND:** Murphy (Vig), 9:14.

Shots on Goal: North Dakota 9-7-12--28, Minnesota 9-12-9--30

Power Plays: North Dakota 0-4, Minnesota 1-6

Goalies: North Dakota: Schweitzer (30 shots, 28 svcs), Minnesota: DeBus (28 shots, 25 svcs)

Penalties: North Dakota 7-14, Minnesota 6-12

Att: 9,859

Game Recap: Reggie Berg scored the Golden Gophers' second-fastest goal in history just seven seconds into the game to give Minnesota the early lead. The two teams then played 42:51 of scoreless hockey before Sioux freshman Jeff Panzer tied the game early in the third period. Mike Anderson gave the Golden Gophers the lead again on the power play two minutes later, but North Dakota capitalized twice within two minutes to reestablish a Sioux lead. North Dakota won for the first time at the new Mariucci Arena, making the series record 7-1-2 in Minnesota's favor in the new rink.

GAME 7

November 7, 1997
Dane Co. Coliseum

MINNESOTA	4
WISCONSIN	2

Scoring	1	2	3	OT	F
Minnesota	1	1	2	-	4
Wisconsin	0	2	0	-	2

1ST PERIOD — **Minn:** Trebil (Berg), 6:29.

2ND PERIOD — **Wis:** Kuk (Reinprecht, Raygor), 2:42; **Wis:** Bradley (Enrico, Gruden), 5:18; **Minn:** Berg (Spehar, Kohn), 14:14, ppg.

3RD PERIOD — **Minn:** Berg (Smith), 9:31; **Minn:** Anderson (Berg), 19:30, eng.

Shots on Goal: Minnesota 11-13-10--34, Wisconsin 13-13-10--36

Power Plays: Minnesota 1-7, Wisconsin 0-5

Goalies: Minnesota: DeBus (36 shots, 34 svcs), Wisconsin: Valley (34 shots, 30 svcs)

Penalties: Minnesota 12-24, Wisconsin 14-28

Att: 8,323

Game Recap: Reggie Berg led the Golden Gophers' come-from-behind victory with two goals and two assists as Minnesota took game one of the weekend series. Berg tied the game in the second period and then put the Golden Gophers ahead with his third career game-winning goal in the third period. Berg also assisted on Mike Anderson's empty-net goal. Defenseman Ryan Trebil notched his first collegiate goal when he opened scoring in the first period.

GAME 8

November 8, 1997
Dane Co. Coliseum

WISCONSIN	3
MINNESOTA	2

Scoring	1	2	3	OT	F
Minnesota	1	1	0	-	2
Wisconsin	1	1	1	-	3

1ST PERIOD — **Minn:** Abrahamson (Leimbek), 16:01.; **Wis:** Enrico (Rothing), 18:16.

2ND PERIOD — **Minn:** N. Miller (Kohn, Westrum), 4:40; **Wis:** Siren (Peterson, Bradley), 15:51.

3RD PERIOD — **Wis:** Bianchi (Enrico, C. Anderson), 13:46.

Shots on Goal: Minnesota 13-16-13--42, Wisconsin 11-9-8--28

Power Plays: Minnesota 0-6, Wisconsin 0-5

Goalies: Minnesota: DeBus (28 shots, 25 svcs), Wisconsin: Valley (42 shots, 40 svcs)

Penalties: Minnesota 7-14, Wisconsin 8-16

Att: 8,340

Game Recap: Wisconsin's Mike Valley turned aside 40 of Minnesota's 42 shots to help the Badgers win the one-goal game. The Golden Gophers, who outshot Wisconsin 13-8 in the final period, had a defenseman score the game's first goal for the second straight night as Brett Abrahamson tallied his first goal of the season in the first period. The Badgers' Rick Enrico had a multiple-point night tying the game in the first period and assisting on Joe Bianchi's game-winning goal in the third period.

1997-98 GAME SUMMARIES

GAME 9
November 14, 1997
Sullivan Arena

ALASKA-ANCHORAGE	3
MINNESOTA	2

Scoring	1	2	3	OT	F
Minnesota	0	1	1	-	2
Alaska-Anchorage	1	1	1	-	3

1ST PERIOD — UAA: Edwards (Tuott), 3:16.
2ND PERIOD — Minn: Smith (Lyons, Mills), 16:09; UAA: Charbonneau (Douglas, Read), 17:04.
3RD PERIOD — UAA: Read (Douglas, Prevost), 7:53; Minn: Berg (Anderson, Hankinson), 17:59.

Shots on Goal: Minnesota 11-7-12--30, Alaska-Anchorage 6-9-5--20
Power Plays: Minnesota 0-5, Alaska-Anchorage 0-6
Goalies: Minnesota: DeBus (20 shots, 17 svcs), Alaska-Anchorage: Teskey (30 shots, 28 svcs)
Penalties: Minnesota 7-25, Alaska-Anchorage 7-14
Att: 4,733

Game Recap: Minnesota fired 30 shots on goal to Alaska-Anchorage's 20 shots on net, and scored a late third-period, extra-attacker goal from Reggie Berg, but still could not top the Seawolves in the 3-2 loss. Wyatt Smith scored his team-leading fifth goal of the season in the second period to initially tie the game, 1-1, but two UAA goals--one in the second and in the third period--helped the Seawolves to victory.

GAME 10
November 15, 1997
Sullivan Arena

ALASKA-ANCHORAGE	3
MINNESOTA	2

Scoring	1	2	3	OT	F
Minnesota	1	0	1	-	2
Alaska-Anchorage	1	1	1	-	3

1ST PERIOD — UAA: Mauer (Douglas, Edwards), 7:28; Minn: Spehar (Miller, Trebil), 19:00.
2ND PERIOD — UAA: Douglas (Mauer, Leitner), 19:44.
3RD PERIOD — Minn: Berg (Miskovich, Smith), 10:45, ppg; UAA: Tuott (Grabinsky), 11:45.

Shots on Goal: Minnesota 9-13-10--32, Alaska-Anchorage 8-9-4--21
Power Plays: Minnesota 1-3, Alaska-Anchorage 0-3
Goalies: Minnesota: Day (18 shots, 16 svcs); DeBus (3 shots, 2 svcs), Alaska-Anchorage: Teskey (32 shots, 30 svcs)
Penalties: Minnesota 7-14, Alaska-Anchorage 7-14
Att: 5,375

Game Recap: Minnesota lost its first series of the season as Alaska-Anchorage took Saturday's game by another 3-2 margin. It was the Golden Gophers' fourth one-goal loss of the season. Reggie Berg, who has scored goals in four of Minnesota's last five games, provided the final Golden Gopher goal of the night to tie the score at 2-2 midway through the final frame. Erik Day got his first start of the season in goal and played until early in the third period when he was replaced by Steve DeBus. The senior netminder surrendered the game-winning goal to Eric Tuott midway through the final frame as the Golden Gophers suffered their fourth consecutive loss by the same score (3-2).

GAME 11
November 21, 1997
Mariucci Arena

COLORADO COLLEGE	5
MINNESOTA	1

Scoring	1	2	3	OT	F
Colorado College	2	1	2	-	5
Minnesota	1	0	0	-	1

1ST PERIOD — CC: Clark (T. Petersen), 3:27; Minn: Spehar (unassisted), 5:21; CC: S. Swanson (B. Swanson), 16:02.
2ND PERIOD — CC: Clark 2 (S. Swanson), 1:19, shg.
3RD PERIOD — CC: S. Swanson 2 (Bodtker, Kryway), 4:05; CC: Morrison (unassisted), 16:01, eng.

Shots on Goal: Colorado College 12-8-9--29, Minnesota 10-10-2--22
Power Plays: Colorado College 0-3, Minnesota 0-4
Goalies: Colorado College: Zulianello (22 shots, 21 svcs), Minnesota: DeBus (25 shots, 21 svcs), Marvin (3 shots, 3 svcs)
Penalties: Colorado College 13-34, Minnesota 10-20
Att: 9,837

Game Recap: CC's Scott Swanson and Darren Clark each had two goals to lead the Tigers over Minnesota, 5-1. It was the fourth straight loss for Minnesota. Dave Spehar was the lone goal scorer for the U of M, scoring unassisted to tie the game. The Golden Gophers extended their streak of 32 consecutive penalty kills as CC went 0-3 on the power play. Willy Marvin saw his first action of the season, and first since 2/14/97 against UMD, when he came in at 11:20 of the third period. The Golden Gophers also gave up their first empty-net goal of the season when Marvin was pulled for the extra attacker at 15:42 of the third.

GAME 12
November 22, 1997
Mariucci Arena

COLORADO COLLEGE	4
MINNESOTA	3

Scoring	1	2	3	OT	F
Colorado College	0	1	2	1	4
Minnesota	0	2	1	0	3

1ST PERIOD — No Scoring.
2ND PERIOD — Minn: Anderson (Smith, Kraft), 0:22; Minn: Hankinson (Spehar, Berg), 10:08; CC: Karpan (Nelson, K.J. Voorhees), 17:15.
3RD PERIOD — CC: Austin (Clark, Peters), 13:45, ppg; Minn: Anderson 2 (Kohn, Lyons), 15:09; CC: Peters (T. Petersen), 16:59.
OVERTIME — CC: K.J. Voorhees (S. Swanson), 0:40.

Shots on Goal: Colorado College 9-9-10-2--30, Minnesota 10-16-12-2--40
Power Plays: Colorado College 1-7, Minnesota 0-4
Goalies: Colorado College: Zulianello (40 shots, 37 svcs), Minnesota: DeBus (30 shots, 26 svcs)
Penalties: Colorado College 10-20, Minnesota 13-26
Att: 9,821

Game Recap: Minnesota lost its first overtime contest of the year and sustained its fifth one-goal loss in the last seven games. The Golden Gophers also dropped their fifth straight game, the longest losing streak since 1971 (six straight--1/14-1/29). The loss secured a CC sweep, the first back-to-back WCHA sweep of Minnesota since 1979 when it lost consecutive weekends to North Dakota and CC (11/30-12/1; 12/14-12/15). The U of M extended its penalty-kill streak to 38 before the Tigers capitalized on their seventh power play and last man-advantage of the game. Mike Anderson scored two goals for Minnesota.

GOLDEN GOPHER HOCKEY

Weekly Release & Notes/December 15, 1997

St. Cloud State (10-4-2, 9-2-1) vs. Minnesota (4-10-0, 3-7-0)

Friday, December 19 7:35 p.m. Mariucci Arena Minneapolis, Minn.
 Saturday, December 20 7:05 p.m. National Hockey Ctr. St. Cloud, Minn.

Series Information

Minnesota leads 21-6-3

Last 10 games - Minnesota leads 7-3-0

First meeting - 10/12/90, Tied 3-3

Last meeting - 3/14/97, Minnesota 5-4 (ot)

Minnesota's longest win streak - 10

St. Cloud State's longest win streak - 1

Radio/TV: The Minnesota-St. Cloud State series will be broadcast live by KSTP-AM (1500) and Midwest Sports Channel (MSC)

Golden Gophers Last Weekend:

Minnesota has been idle the last two weekends. The Golden Gophers' last action was a pair of one-goal setbacks at the College Hockey Showcase against Michigan (4-3) and Michigan State (3-2)

Huskies Last Weekend: St. Cloud State split a weekend series at North Dakota against the Fighting Sioux, claiming a 5-2 win on Saturday night after losing 2-1 in Friday's series opener

Series Notes: Minnesota is 7-5-2 against SCSU at National Hockey Center, but the Huskies have won five of the last eight meetings in St. Cloud • the Golden Gophers own a 12-1-1 advantage at Mariucci Arena • 22 of the last 24 meetings have been decided by three goals or less • Minnesota won 10 of the first 11 games in series history • the two teams battled to a 2-2 tie in a 3/7/93 contest at Target Center in Minneapolis, which was designated as SCSU's home game

Last Season vs. St. Cloud State:

Minnesota won the season series against St. Cloud State last season with a dramatic 5-4 overtime win in a WCHA Final Five semifinal showdown at St. Paul Civic Center. The Golden Gophers won three of the five meetings as the two teams split four regular-season contests. The road teams were victorious (Minnesota 4-1, SCSU 4-3 overtime) in the initial meetings during the 1996-97 season in December, with the home teams prevailing in the January rematches (SCSU 5-2, Minnesota 6-4) • the team that scored first won all five meetings last season • Minnesota was

5-for-19 on the power play in the final three meetings • the Golden Gophers held the Huskies without a goal (0-for-8) on the power play in the December meetings • there was a goal scored in the first 5:25 of the game in each of the four regular season meetings • half (4) of Minnesota's total short-handed goals allowed last season (8) were scored by St. Cloud State • there was a short-handed goal scored by at least one team in four of the five games

Team Comparisons (1997-98 season)

St. Cloud State		Minnesota
4/59 (.068)	PP	8/71 (.113)
71/87 (.816)	PK	62/71 (.873)
8-1-1	Last 10	2-8-0
2-0-0	vs. current Top 10	1-5-0

Career Scoring vs. St. Cloud State

Player (games)	G-A-Pts
Ryan Kraft (13)	2-12-14
Reggie Berg (9)	4-5-9
Casey Hankinson (11)	3-2-5
Rico Pagel (5)	3-1-4
Ben Clymer (5)	2-2-4
Dave Spehar (4)	1-3-4
Brett Abrahamson (5)	2-1-3
Nate Miller (5)	0-2-2
Wyatt Smith (9)	1-0-1

Career Scoring Notes: Kraft scored 1-1-2 in the WCHA Final Five semifinal win last season in St. Paul • Pagel scored two goals in last season's Mariucci Arena loss • Hankinson scored first goal as a Golden Gopher vs. the Huskies in the 11/5/94 game • Smith tallied the game-winning goal on 1/18/97

Steve DeBus vs. St. Cloud State

Date	W/L	Min	G	A	GAA	SV	SV%
*3/14/97	W	69:37	4	3.42	24	.857	
1/18/97	W	60:00	4	4.00	34	.895	
1/17/97	L	53:50	5	5.57	27	.844	
12/15/96	L	63:49	4	3.74	22	.846	
12/14/96	W	60:00	1	1.00	24	.960	
11/5/95	W	60:00	2	2.00	20	.909	
Totals	4-2-0	367:16	20	3.27	151	.883	

At Mariucci Arena

3 games 2-1-0 183:49 10 3.26 76 .884

At National Hockey Center (italics)

2 games 1-1-0 113:50 6 3.16 51 .895

*3/14/97 game was at St. Paul Civic Center

University of Minnesota Men's Athletics
 Media Relations Office
 Phone: 612.625.4090 • Fax: 612.625.0359
<http://www.gophersports.com>
 Hockey Contact: Brad Ruitter

SCHEDULE/RESULTS

Oct. 10	&vs. Michigan (exhibition)	L 3-2
Oct. 17	MAINE	L 6-1
Oct. 18	MAINE	W 3-2
Oct. 24	@Minn-Duluth	L 5-3
Oct. 25	@Minn-Duluth	W 5-1
Oct. 31	NORTH DAKOTA	W 6-5
Nov. 1	NORTH DAKOTA	L 3-2
Nov. 7	@Wisconsin	W 4-2
Nov. 8	@Wisconsin	L 3-2
Nov. 14	@Alaska-Anchorage	L 3-2
Nov. 15	@Alaska-Anchorage	L 3-2
Nov. 21	COLORADO COLLEGE	L 5-1
Nov. 22	COLORADO COLLEGE	L 4-3 (ot)
Nov. 28	#@Michigan	L 4-3
Nov. 30	#@Michigan State	L 3-2
Dec. 19	ST. CLOUD STATE	7:30 p.m.
Dec. 20	@St. Cloud State	7 p.m.
Dec. 27	^BROWN	7 p.m.
Dec. 28	^NORTHEASTERN/NOTRE DAME	4/7
Dec. 30	*HV-71 (exhibition)	7 p.m.
Jan. 2	MANKATO STATE	7:30 p.m.
Jan. 3	MANKATO STATE	7 p.m.
Jan. 16	DENVER	7:30 p.m.
Jan. 17	DENVER	7 p.m.
Jan. 23	MINN-DULUTH	7:30 p.m.
Jan. 24	MINN-DULUTH	7 p.m.
Jan. 30	@Michigan Tech	6 p.m.
Jan. 31	@Michigan Tech	4 p.m.
Feb. 6	WISCONSIN	7:30 p.m.
Feb. 7	&WISCONSIN	7 p.m.
Feb. 14	@North Dakota	2 p.m.
Feb. 15	@North Dakota	2 p.m.
Feb. 20	ALASKA-ANCHORAGE	7:30 p.m.
Feb. 21	ALASKA-ANCHORAGE	7:30 p.m.
Feb. 27	@Colorado College	8:30 p.m.
Feb. 28	@Colorado College	8 p.m.
Mar. 6	@St. Cloud State	7 p.m.
Mar. 7	ST. CLOUD STATE	7 p.m.
Mar. 13-15	WCHA PLAYOFFS	TBA
Mar. 19-21	WCHA Final Five Milwaukee, Wis.	
Mar. 27-29	NCAA Regional Ann Arbor/Albany	
Apr. 2-4	NCAA Championships Boston	
^-Mariucci Classic (at Mariucci Arena)		
&-Target Center # -College Hockey Showcase		



CHECKS & POINTS

Team Notes

Due to school not being in session for quarter break, Minnesota will practice from 10 a.m. to Noon on Monday through Thursday this week at Mariucci Arena

Six of Minnesota's seven losses during its current seven-game skid have been by one goal. In the Nov. 30 setback to Michigan State, the Golden Gophers played their ninth one-goal contest of the season. Minnesota owns a record of 2-7 in those games. Last season, Minnesota was 7-5 in 12 one-goal games. Before this season, the Golden Gophers were a fortunate 58-28 (.674) in their last 86 one-goal games

A positive for Minnesota is that they have cut down on taking penalties to this point of the season. Last season after 14 games, the Golden Gophers had penalty/penalty minute totals of 165/451. After last weekend, the 1997-98 totals were 126/293

In nine of Minnesota's last 10 contests, the team that has more shots on goal has lost the game

The team that reaches three goals first has won 13 of Minnesota's 14 games this season

Minnesota's three power-play goals in the Nov. 28 game at Michigan nearly matched the season total to that point of the season (five). The unit had managed to cash in just three times in the last eight games prior to the success against the Wolverines

Minnesota has scored two or fewer goals in half (seven) of the games this year. The 1996-97 team scored two or less goals in just six games the entire season

The Golden Gophers will be the recipients of another bye week (Jan. 9-10) following the current slate of seven games in 15 days (including the exhibition game with Swedish Club team HV-71)

With tonight's game the Golden Gophers begin a stretch of 10 straight games in the state of Minnesota, with nine of those facing off at Mariucci Arena

Four of Minnesota's last five league series (including this weekend) have been against the top four teams in the WCHA standings, while the first three league series of the new year will be against the lower half of the WCHA ledger

Individual Notes

#4 Dylan Mills

Sr., 5-11, 220, Duluth, Minn.

- ✓ Fired a season-high four shots on net in the 11/28 loss at Michigan and collected an assist
- ✓ Was a +1 on the weekend Michigan trip

#7 Ryan Kraft

Sr., 5-9, 190, Moorhead, Minn.

- ✓ Scored back-to-back multiple-point games for the first time this season with totals of 1-1-2 vs. Michigan and 0-2-2 vs. Michigan State at the College Hockey Showcase
- ✓ Had a season-high six shots on goal in the 11/28 loss to Michigan
- ✓ Is a +3 in his last three games
- ✓ Has five points (1-4-5) in his last three games
- ✓ Second on the team in scoring (2-10-12) and shots on goal (49) while leading the team in the assist category
- ✓ Is just nine points shy of becoming the 22nd member of the Golden Gopher 150-Point Club (53-88-141)

#9 Casey Hankinson

Sr., 6-1, 202, Edina, Minn.

- ✓ Has 16-22-38 in Minnesota's last 32 wins and just 3-4-7 in the team's last 23 losses and a tie
- ✓ Currently in fifth place on the all-time U of M penalty minute list (303) behind Dave Larson (314, fourth)

#10 Mike Anderson

Jr., 6-1, 200, Bloomington, Minn.

- ✓ Has multiple-point games in two of his last three contests, including two assists in the 11/28 game at Michigan
- ✓ Tied for the team lead with four multiple-point games
- ✓ Tied for third on the team in scoring with four goals and seven assists
- ✓ Second on the team in shots on goal (48)
- ✓ Is a +3 in his last three games

#11 Dave Spehar

So., 5-7, 185, Duluth, Minn.

- ✓ Failed to register a point in a weekend series for the first time this season when he was shut out of the scoring column during the Michigan-Michigan State weekend
- ✓ Tied for third on the team in goals (four)
- ✓ Scored on 12.9 percent of this shots on goal, good for third on the team in that category
- ✓ Is a -7 over the last nine games after starting the season with a +5 in the season's first four games

#17 Wyatt Smith

Jr., 5-11, 197, Warroad, Minn.

- ✓ Leads the team in goals (eight), total points (13), and plus/minus rating (+4)
- ✓ Tied for the team lead by scoring on 16.7 percent of his shots on net and is also knotted for the team lead (Kraft) with a current three-game point scoring streak
- ✓ Named to the All-College Hockey Showcase squad after lighting the lamp three times on the weekend, tallying one time against the Wolverines and scoring both Minnesota's goals at Michigan State
- ✓ Totals of 20-16-36 in his last 33 games
- ✓ Tied with Anderson for the team lead in multiple-point games (four)

#18 Aaron Miskovich

Sr., 5-11, 190, Grand Rapids, Minn.

- ✓ Became just the third Golden Gopher player this season (Kraft, Berg) to log three or more points in a game with his 1-2-3 performance against Michigan
- ✓ Leads Minnesota freshmen in scoring (3-4-7) through 14 games
- ✓ Will miss the next six Minnesota games as he enjoys a stint with the U.S. Junior National Team when it competes in the World Junior Championships in Finland

#19 Reggie Berg

Jr., 5-11, 182, Anoka, Minn.

- ✓ Did not score and was a -3 in the two-game Michigan-Michigan State swing
- ✓ Tied for third on the team in scoring
- ✓ Pacing Minnesota this season with 59 shots on goal through 14 games
- ✓ Minnesota is 18-1-0 in his career when he scores more than one point in a game
- ✓ Second on the team with five goals

#34 Steve DeBus

Sr., 5-9, 177, Rochester, Minn.

- ✓ Stopped 37 of 44 shots in 117:31 of action last weekend
- ✓ Has been Minnesota's goaltender of record in 44 straight games
- ✓ Lost for the fourth time this season when surrendering three or less goals in a game with the 3-2 setback to No. 1 Michigan State on 11/30. Coming into this season, DeBus had a 24-1-1 career record when allowing three or less goals in a game

All-Time Record

Minnesota owns an all-time record of 1,292-722-104 (.635) in 76-plus seasons of hockey (2,118 games)

1997-98 WCHA STANDINGS/THIS WEEK'S SCHEDULE

Team (Overall Record)	GP	W	L	T	Pts	GF	GA	GDiff
1. St. Cloud State (10-4-2)	12	9	2	1	19	45	29	+16
2. North Dakota (8-3-1)	12	8	3	1	17	49	32	+17
3. Colorado College (10-4-2)	12	7	4	1	15	45	36	+9
4. Wisconsin (8-6-0)	10	7	3	0	14	35	25	+10
5. Michigan Tech (7-8-2)	14	5	8	1	11	39	51	-12
6. Minnesota-Duluth (7-9-0)	10	4	6	0	8	23	37	-14
Alaska-Anchorage (3-10-3)	12	3	7	2	8	21	32	-11
8. Minnesota (4-10-0)	10	3	7	0	6	30	34	-4
Denver (4-10-0)	12	3	9	0	6	36	47	-11

Friday, December 19
 Minn-Duluth @ Alaska-Anchorage
 St. Cloud State @ Minnesota
 *Michigan Tech @ Nebraska-Omaha
 *Non-conference game

Saturday, December 20
 Minn-Duluth @ Alaska-Anchorage
 Minnesota @ St. Cloud State
 *Michigan Tech @ Nebraska-Omaha
 *Non-conference game

Idle
 Wisconsin
 North Dakota
 Colorado College
 Denver

Same Time...Last Year

The following graph shows where Minnesota's returning players were statistically last season compared to this season through 14 games

	1996-97			1997-98		
	G-A-Pts	Pen	+/-	G-A-Pts	Pen	+/-
Kraft	6-4-10	7/25	+5	2-10-12	1/2	-2
Hankinson	7-8-15	12/24	+2	2-2-4	13/37	-9
Abrahamson	1-1-2	7/22	+4	1-2-3	8/16	-3
Berg	1-8-9	5/10	+2	5-6-11	7/25	-4
Smith	4-2-6	8/24	even	8-5-13	13/26	+4
Anderson	4-5-9	12/32	-1	4-7-11	8/24	+1
Trebil	0-0-0	1/2	even	1-1-2	14/28	-5
Spehar	2-5-7	6/12	+2	4-6-10	3/6	even
Lyons	1-2-3	10/31	+5	0-4-4	14/28	-3
Pagel	0-2-2	0/0	+2	1-1-2	1/2	-4
C. Miller	0-0-0	0/0	even	0-0-0	1/2	even
N. Miller	4-2-6	2/12	+5	2-3-5	7/14	-7
Kohn	2-1-3	14/28	-6	2-4-6	12/35	-1
Godbout	2-4-6	9/26	+6	1-0-1	3/6	-4

	1996-97			1997-98		
	W-L-T	GAA	Sv	W-L-T	GAA	Sv
DeBus	6-4-0	3.21	.890	4-10-0	3.57	.879

Woog's Window

Minnesota Head Coach Doug Woog has produced unparalleled numbers as the man behind the Golden Gopher bench over the last 12 seasons. Entering Friday's game, Woog has a career record of 361-156-31 (.687) overall and a WCHA mark of 261-107-29 (.694). Minnesota has appeared in the NCAA Tournament in each of Woog's 12 seasons and has finished first or second in the WCHA in 11 of his 12 campaigns. Among Woog's regular media appearances are: WCCO-AM (830) with Moose Miller, Mondays and Fridays at 5:35 p.m. KSTP-AM (1500) with Pat Reusse and Joe Soucheray, Saturday mornings at 11 a.m., Mondays at a to be determined time, and the postgame show. KARE-TV (Ch. 11) Gopher Sports Extra on selected Saturdays during the 1997-98 season.

The Last Time

Minnesota Swept A Road Series:
 January 24-25, 1997 @ Michigan Tech
 (5-2, 8-4)

Minnesota Was Swept In A Road Series:
 November 14-15, 1997 @ Alaska-Anchorage
 (3-2, 3-2)

Minnesota Swept A Home Series: March 7-8, 1997 vs. Alaska-Anchorage (8-2, 5-1)

Minnesota Was Swept In A Home Series:
 November 21-22, 1997 vs. Colorado College
 (5-1, 4-3 ot)

Minnesota Shut Out An Opponent: February 22, 1997 @ Colorado College (Steve DeBus, 3-0)

An Opponent Shut Out Minnesota: March 4, 1995 @ St. Cloud State (3-0)

Minnesota Player Scored A Hat Trick: March 1, 1997 (Ryan Kraft, 7-3 Minnesota win)

Minnesota Player Scored A Natural Hat Trick:
 December 30, 1994 @ Mariucci Arena vs. Yale
 (Ryan Kraft, 6-2 Minnesota win)

An Opponent Scored A Hat Trick: February 1, 1997 @ North Dakota (Jason Blake, 6-2 Minnesota loss)

Minnesota Player Scored Four Goals In A Game: November 9, 1996 vs. North Dakota (Casey Hankinson, 10-6 Minnesota win)

Minnesota Had 50 or More Shots On Goal In A Game: March 14, 1997 vs. St. Cloud State at WCHA Final Five (52 shots, 5-4 Minnesota overtime win)

Opponent Had 50 or More Shots On Goal In A Game: January 31, 1997 @ North Dakota (51 shots, 6-4 Minnesota loss)

Minnesota Player Scored A Short-handed Goal: October 31, 1997 vs. North Dakota (Aaron Miskovich, 6-5 Minnesota win)

Minnesota Won In Overtime: March 14, 1997 vs. St. Cloud State at WCHA Final Five (5-4)

Minnesota Lost In Overtime: November 22, 1997 vs. Colorado College (4-3)

Minnesota Tied In Overtime: February 21, 1997 @ Colorado College (3-3)

Minnesota Scored 10 Goals Or More In A Game: November 9, 1996 vs. North Dakota (10-6 Minnesota win)

Opponent Scored 10 Goals Or More In A Game: January 30, 1993 @ Michigan Tech (10-2 Minnesota loss)

Injury Update

Sophomore D Ben Clymer (Bloomington, Minn.) and senior D Jason Godbout (Woodbury, Minn.) are both progressing well with individual rehabilitations after their respective surgeries (Clymer-shoulder; Godbout-elbow) last month. Clymer is still expected to be on the shelf for the remainder of the 1997-98 season, with Godbout on course for an early February return to action. The rest of the team is reported healthy for the weekend series against St. Cloud State.

The Ex (perience) Factor: Entering this weekend's series against SCSU, Minnesota's six defensemen had played in just a combined total of 210 career games. By contrast on the veteran Golden Gopher squad of 1995-96, the blueliners had played in 579 career games entering the 15th game of the season. At this point of the 1995-96 season, eight Golden Gophers had 90-plus career games under their belts, while this season's version has just three players (Hankinson, Kraft, Berg) that have appeared in 90 or more career games.

Recording Good And Bad: The Golden Gophers are on pace to set one positive team record and one negative team record on their special teams. Minnesota's current penalty-kill percentage of .873 is better than the current single-season record of .863 in 1983-84. The Golden Gopher power-play unit is just 8-for-71 (.113), which is lower than the .170 percentage which was posted by the 1993-94 squad • Minnesota is 4-2-0 when leading after one period, but winless (0-8-0) when tied or trailing after one frame

For more notes, see "Did You Know" on the next page

TEAM SEASON HIGHS/LOWS

MOST GOALS/GAME	(6) 10/31 vs. North Dakota
LEAST GOALS/GAME	(1) 10/17 vs. Maine; 11/21 vs. Colorado College
MOST ASSISTS/GAME	(10) 10/31 vs. North Dakota
LEAST ASSISTS/GAME	(0) 11/21 vs. Colorado College
MOST GOALS AGAINST/GAME	(6) 10/17 vs. Maine
LEAST GOALS AGAINST/GAME	(1) 10/25 @ UMD
MOST ASSISTS AGAINST/GAME	(10) 10/17 vs. Maine; 10/31 vs. North Dakota
LEAST ASSISTS AGAINST/GAME	(2) 10/18 vs. Maine; 10/25 @ UMD
MOST GOALS/PERIOD	(3) 3rd, 10/31 vs. North Dakota
MOST GOALS AGAINST/PERIOD	(3) 2nd, 10/24 @ UMD; 3rd, 10/31 & 11/1 vs. North Dakota
MOST SHOTS ON GOAL/GAME	(42) 11/8 @ Wisconsin
LEAST SHOTS ON GOAL/GAME	(22) 11/21 vs. Colorado College
MOST SHOTS AGAINST/GAME	(44) 10/24 @ UMD
LEAST SHOTS AGAINST/GAME	(20) 11/14 @ Alaska-Anchorage
MOST SHOTS ON GOAL/PERIOD	(17) 1st, 10/18 vs. Maine
MOST SHOTS AGAINST/PERIOD	(16) 1st, 10/17 vs. Maine; 2nd, 10/24 @ UMD; 2nd, 10/31 vs. No. Dak.
MOST PENALTIES/GAME	(14) 10/25 @ UMD
LEAST PENALTIES/GAME	(5) 10/17 & 10/18 vs. Maine
MOST PIM/GAME	(36) 10/25 @ UMD
LEAST PIM/GAME	(10) 10/18 vs. Maine
MOST OPP. PENALTIES/GAME	(14) 11/7 @ Wisconsin; 11/20 @ Michigan State
LEAST OPP. PENALTIES/GAME	(4) 10/31 vs. North Dakota
MOST OPP. PIM/GAME	(36) 11/30 @ Michigan State
LEAST OPP. PIM/GAME	(8) 10/31 vs. North Dakota

DID YOU KNOW...

Doug Woog will coach in his 550th career game on Saturday night at National Hockey Center in St. Cloud • the last time Minnesota was swept in back-to-back WCHA series was in the 1979-80 season when the Brad Buetow-coached Golden Gophers lost four consecutive league road games against North Dakota (6-3, 7-6 ot) and Colorado College (6-3, 6-4) on 11/30-12/1 and 12/14-15 • the current five-game WCHA skid is the second longest in school history, runner-up to a seven-game conference losing streak spanning two seasons from 2/22/66 to 11/27/66 • Minnesota owns a 7-4-0 (.636) record on Dec. 19 in school history, with a 13-4-0 (.765) mark on Dec. 20 • a total of 15 different Golden Gophers have scored goals this season, but only four (Anderson, Berg, Spehar and Smith) have four or more goals • Minnesota's last two-goal lead was in the third period of the 6-5 win over North Dakota on Oct. 31 • the Golden Gophers have allowed three or less goals in eight of 14 games this season but have just a 3-5-0 record in those games to show for it. Last season, Minnesota was an impressive 23-3-1 when surrendering three or less goals • a total of eight Golden Gophers have been drafted by NHL organizations. A listing of players drafted and the respective organization follows: Mike Anderson--Washington; Reggie Berg--Toronto; Ben Clymer--Boston; Jason Godbout--Pittsburgh; Casey Hankinson--Chicago; Ryan Kraft--San Jose; Aaron Miskovich--Colorado; Wyatt Smith--Phoenix

AND FINALLY...

Golden Gophers Host Tournament: Minnesota will celebrate Christmas at home before embarking on a stretch of nonconference games beginning with the seventh annual Dodge/Mariucci Classic on Saturday and Sunday, Dec. 27-28. The Golden Gophers will face off against Brown (ECAC) at 7 p.m. on Saturday after Northeastern (Hockey East) tangles with Notre Dame (CCHA) at 4 p.m. The losers of those two contests play on Sunday at 4 p.m. in the third-place game before the winners collide in the title game at 7 p.m.

1997-98 WCHA WEEKLY HONORS

(date indicates when the award was announced)

OFFENSIVE PLAYER OF THE WEEK	
November 10	Reggie Berg
DEFENSIVE PLAYER OF THE WEEK	
October 27	Steve DeBus
ROOKIE OF THE WEEK	
November 3	Aaron Miskovich

MULTIPLE-POINT GAMES

Player(games)	Last Time	Record
Anderson (4)	11/28 @ Michigan (2a)	1-3-0
Smith (4)	11/30 @ Mich State (2g)	2-2-0
Berg (3)	11/7 @ UW (2g, 2a)	2-1-0
Kraft (3)	11/30 @ Mich State (2a)	1-2-0
Miskovich (2)	11/28 vs. Michigan (1g, 2a)	1-1-0
Mills (1)	10/31 vs. UND (1g, 1a)	1-0-0
Spehar (1)	10/31 vs. UND (2a)	1-0-0
Westrum (1)	10/31 vs. UND (2g)	1-0-0

Minnesota's Record When In 1997-98

Overall Record	4-10-0
WCHA Record	3-7-0
Home Record	2-4-0
Road Record	2-6-0
Neutral Site Record	0-0-0
Last 20 Games (retro to 1996-97)	8-12-0
Last 10 Games	2-8-0
Last 5 Games	0-5-0
Power Play	8 of 71 (.113)
Penalty Kill	62 of 71 (.873)
Scoring A Power-Play Goal	3-3-0
Not Scoring A Power-Play Goal	1-7-0
Allowing A Power-Play Goal	2-5-0
Not Allowing A Power-Play Goal	2-5-0
Scoring A Short-Handed Goal	1-0-0
Allowing A Short-Handed Goal	0-3-0
Penalties/Avg. Per Game	126/9.0
Penalty Minutes/Avg. Per Game	293/20.9
10 Or More Penalties	2-4-0
Less Than 10 Penalties	2-6-0
More Penalties Than Opponent	2-2-0
Less Penalties Than Opponent	2-5-0
Same Amount Of Penalties	0-3-0

In One-Goal Games	2-7-0
In Two-Goal Games	1-1-0
In Three-Goal or More Games	1-2-0
In Overtime Games	0-1-0
Scoring 4 or More Goals	3-0-0
Scoring 3 or More Goals	4-3-0
Scoring 2 or Less Goals	0-7-0
Allowing 4 or More Goals	1-5-0
Allowing 3 or Less Goals	3-5-0
Scoring First	4-4-0
Opponents Score First	0-6-0
Leading After One Period	4-2-0
Trailing After One Period	0-4-0
Tied After One Period	0-4-0
Leading After Two Periods	3-2-0
Trailing After Two Periods	0-6-0
Tied After Two Periods	1-2-0

Having 10-19 Shots On Goal	0-0-0
Having 20-29 Shots On Goal	1-2-0
Having 30-39 Shots On Goal	3-6-0
Having 40 or more Shots On Goal	0-2-0
Allowing 10-19 Shots On Goal	0-0-0
Allowing 20-29 Shots On Goal	2-7-0
Allowing 30-39 Shots On Goal	2-2-0
Allowing 40 or more Shots On Goal	0-1-0
Outshooting Opponent	2-5-0
Opponent Outshoots Minnesota	2-5-0
Shots Are Even	0-0-0

October	3-2-0
November	1-8-0
December	0-0-0
January	0-0-0
February	0-0-0
March	0-0-0
First Game Of A Series	2-5-0
Second Game Of A Series	2-5-0
Series Record	0-3-4
Games Following A Win	1-3-0
Games Following A Loss	3-7-0
Games Following A Tie	0-0-0

University of Minnesota
1997-98 Men's Ice Hockey Statistics
Record: 4-10/ 3- 7 WCHA

Date	Opponent	Score	Record	Site	Attend	Goaltender of Record	
10/17	Maine	1 - 6 L	0- 1	H Mariucci Arena	9866	Steve DeBus	0- 1
10/18	Maine	W 3 - 2	1- 1	H Mariucci Arena	9749	Steve DeBus	1- 1
10/24	*Minnesota-Duluth	3 - 5 L	1- 2	A Duluth, Minn.	5590	Steve DeBus	1- 2
10/25	*Minnesota-Duluth	W 5 - 1	2- 2	A Duluth, Minn.	5420	Steve DeBus	2- 2
10/31	*North Dakota	W 6 - 5	3- 2	H Mariucci Arena	9847	Steve DeBus	3- 2
11/ 1	*North Dakota	2 - 3 L	3- 3	H Mariucci Arena	9859	Steve DeBus	3- 3
11/ 7	*Wisconsin	W 4 - 2	4- 3	A Madison, Wis.	8323	Steve DeBus	4- 3
11/ 8	*Wisconsin	2 - 3 L	4- 4	A Madison, Wis.	8340	Steve DeBus	4- 4
11/14	*Alaska-Anchorage	2 - 3 L	4- 5	A Anchorage, Alaska	4733	Steve DeBus	4- 5
11/15	*Alaska-Anchorage	2 - 3 L	4- 6	A Anchorage, Alaska	5375	Steve DeBus	4- 6
11/21	*Colorado College	1 - 5 L	4- 7	H Mariucci Arena	9837	Steve DeBus	4- 7
11/22	*Colorado College	3 - 4 L OT	4- 8	H Mariucci Arena	9821	Steve DeBus	4- 8
11/28	Michigan	3 - 4 L	4- 9	A Ann Arbor, Mich.	6498	Steve DeBus	4- 9
11/30	Michigan State	2 - 3 L	4-10	A East Lansing, Mich.	6264	Steve DeBus	4- 10

*-WCHA Game

Record	W	L	Pct	Attendance #	Total	Avg	
All Games	4	10	.286	Home	6	58979	9830
WCHA	3	7	.300	Away	8	50543	6318
Home	2	4	.333	Neutral	0	0	0
Away	2	6	.250	Total	14	109522	7823
Neutral	0	0	.000				
Ahead After 1 Period	4	2	.667				
Behind After 1 Period	0	4	.000				
Tied After 1 Period	0	4	.000				
Ahead After 2 Periods	3	2	.600				
Behind After 2 Periods	0	6	.000				
Tied After 2 Periods	1	2	.333				
Score First	4	4	.500				
Do Not Score First	0	6	.000				
Overtime Games	0	1	.000				

University of Minnesota
1997-98 Men's Ice Hockey Statistics
WCHA Games Only

Golden Gophers	GP/ GS	G	A	Pts	+ / -	Sht	Sht %	Pen/	Min	PP	SH	EN	GW	GT	HT
Reggie Berg	10/ 6	5	6	11	-1	49	10.2	5 / 10	10	2	0	0	1	0	0
Wyatt Smith	10/ 7	5	5	10	1	32	15.6	10/ 20	20	0	0	0	0	0	0
Mike Anderson	10/ 6	4	4	8	-1	30	13.3	6 / 20	20	1	0	1	0	0	0
Dave Spehar	10/ 3	3	5	8	1	23	13.0	2 / 4	4	0	0	0	0	0	0
Ryan Kraft	10/ 5	1	5	6	-6	33	3.0	1 / 2	2	0	0	0	1	0	0
Casey Hankinson	10/ 2	2	2	4	-6	37	5.4	9 / 29	29	0	0	0	0	0	0
Nate Miller	10/ 1	2	2	4	-4	15	13.3	7 / 14	14	0	0	0	0	0	0
Aaron Miskovich	10/ 0	2	2	4	-3	20	10.0	5 / 10	10	0	1	0	0	0	0
Bill Kohn	10/ 10	0	4	4	0	13	0.0	10/ 31	31	0	0	0	0	0	0
Erik Westrum	10/ 0	2	1	3	-4	15	13.3	5 / 10	10	0	0	1	1	0	0
Dylan Mills	10/ 2	1	2	3	-3	7	14.3	2 / 4	4	0	0	0	0	0	0
Mike Lyons	10/ 0	0	3	3	-4	10	0.0	12/ 24	24	0	0	0	0	0	0
Ryan Trebil	10/ 0	1	1	2	-1	4	25.0	10/ 20	20	0	0	0	0	0	0
Matt Leimbek	8/ 0	0	2	2	1	2	0.0	2 / 4	4	0	0	0	0	0	0
Brett Abrahamson	10/ 8	1	0	1	-1	10	10.0	3 / 6	6	0	0	0	0	0	0
Jason Godbout	9/ 0	1	0	1	-4	9	11.1	2 / 4	4	1	0	0	0	0	0
Stuart Senden	10/ 0	0	1	1	-1	3	0.0	0 / 0	0	0	0	0	0	0	0
Rico Pagel	10/ 0	0	1	1	-2	13	0.0	1 / 2	2	0	0	0	0	0	0
Cory Miller	3/ 0	0	0	0	0	2	0.0	0 / 0	0	0	0	0	0	0	0
Steve DeBus	10/ 9	0	0	0	0	1	0.0	0 / 0	0	0	0	0	0	0	0
Erik Day	1/ 1	0	0	0	0	0	0.0	0 / 0	0	0	0	0	0	0	0
Willy Marvin	1/ 0	0	0	0	0	0	0.0	0 / 0	0	0	0	0	0	0	0
Golden Gophers	10/ 10	30	46	76		328	9.1	95/ 220	220	4	1	2	3	0	0
Opponents	10/ 10	34	51	85		298	11.4	92/ 192	192	3	1	1	7	0	0

Bench Penalties: Golden Gophers 3 (6 Minutes); Opponents 2 (4 Minutes)

Power Play: Golden Gophers 4/46 (8.7%); Opponents 3/49 (6.1%);

Goaltending Statistics

Golden Gophers	GP/ GS	Min	GAA	W	L	T	ENG	Sho	GA	Sv	Sv %
Willy Marvin	1 / 0	8:21	0.00	0	0	0	1	0	0	3	1.000
Erik Day	1 / 1	44:31	2.70	0	0	0	0	0	2	16	.889
Steve DeBus	10/ 9	541:02	3.44	3	7	0	0	0	31	246	.888
Golden Gophers	10/ 10	593:54	3.33	3	7	0	1	0	33	265	.889
Opponents	10/ 10	599:23	2.80	7	3	0	2	0	28	298	.914

Statistics by Period

Goals	1	2	3	OT	Tot	Penalties	1	2	3	OT	Tot
Golden Gophers	10	8	12	0	30	Golden Gophers	35	31	29	0	95
Opponents	6	13	14	1	34	Opponents	31	34	27	0	92
Shots	1	2	3	OT	Tot	Penalty Minutes	1	2	3	OT	Tot
Golden Gophers	107	116	103	2	328	Golden Gophers	81	73	66	0	220
Opponents	92	109	96	2	299	Opponents	70	68	54	0	192

University of Minnesota
1997-98 Men's Ice Hockey Statistics
Record: 4-10/ 3- 7 WCHA

Golden Gophers	GP/ GS	G	A	Pts	+/-	Sht	Sht %	Pen/	Min	PP	SH	EN	GW	GT	HT
Wyatt Smith	14/ 9	8	5	13	4	48	16.7	13/	26	1	0	0	0	0	0
Ryan Kraft	14/ 7	2	10	12	-2	49	4.1	1/	2	1	0	0	1	0	0
Reggie Berg	14/ 7	5	6	11	-4	59	8.5	7/	25	2	0	0	1	0	0
Mike Anderson	14/ 8	4	7	11	1	48	8.3	8/	24	1	0	1	0	0	0
Dave Spehar	14/ 4	4	6	10	0	31	12.9	3/	6	0	0	0	0	0	0
Aaron Miskovich	14/ 1	3	4	7	-6	27	11.1	6/	12	1	1	0	0	0	0
Bill Kohn	14/ 13	2	4	6	-1	18	11.1	12/	35	0	0	0	0	0	0
Nate Miller	14/ 2	2	3	5	-7	18	11.1	7/	14	0	0	0	0	0	0
Casey Hankinson	14/ 3	2	2	4	-9	42	4.8	13/	37	0	0	0	0	0	0
Dylan Mills	14/ 4	1	3	4	-1	14	7.1	2/	4	0	0	0	0	0	0
Mike Lyons	13/ 0	0	4	4	-3	10	0.0	14/	28	0	0	0	0	0	0
Erik Westrum	14/ 1	2	1	3	-7	23	8.7	5/	10	0	0	1	1	0	0
Brett Abrahamson	14/ 10	1	2	3	-3	13	7.7	8/	16	0	0	0	0	0	0
Ryan Trebil	14/ 0	1	1	2	-5	6	16.7	14/	28	0	0	0	0	0	0
Rico Pagel	14/ 0	1	1	2	-4	18	5.6	1/	2	1	0	0	1	0	0
Matt Leimbek	11/ 0	0	2	2	1	4	0.0	2/	4	0	0	0	0	0	0
Jason Godbout	11/ 0	1	0	1	-4	10	10.0	3/	6	1	0	0	0	0	0
Stuart Senden	14/ 0	0	1	1	-1	5	0.0	1/	2	0	0	0	0	0	0
Ben Clymer	1/ 1	0	0	0	-1	5	0.0	1/	2	0	0	0	0	0	0
Cory Miller	6/ 0	0	0	0	0	2	0.0	1/	2	0	0	0	0	0	0
Steve DeBus	14/ 13	0	0	0	0	1	0.0	0/	0	0	0	0	0	0	0
Erik Day	2/ 1	0	0	0	0	0	0.0	0/	0	0	0	0	0	0	0
Willy Marvin	1/ 0	0	0	0	0	0	0.0	0/	0	0	0	0	0	0	0
Golden Gophers	14/ 14	39	62	101		451	8.6	126/	293	8	1	2	4	0	0
Opponents	14/ 14	49	71	120		404	12.1	127/	270	9	3	1	10	0	0

Bench Penalties: Golden Gophers 4 (8 Minutes); Opponents 2 (4 Minutes)
Power Play: Golden Gophers 8/71 (11.3%); Opponents 9/71 (12.7%);

Goaltending Statistics

Golden Gophers	GP/ GS	Min	GAA	W	L	T	ENG	Sho	GA	Sv	Sv %
Willy Marvin	1/ 0	8:21	0.00	0	0	0	1	0	0	3	1.000
Erik Day	2/ 1	49:26	2.43	0	0	0	0	0	2	18	.900
Steve DeBus	14/ 13	773:38	3.57	4	10	0	0	0	46	335	.879
Golden Gophers	14/ 14	831:25	3.46	4	10	0	1	0	48	356	.881
Opponents	14/ 14	838:41	2.65	10	4	0	2	0	37	412	.918

Statistics by Period

Goals	1	2	3	OT	Tot	Penalties	1	2	3	OT	Tot
Golden Gophers	15	9	15	0	39	Golden Gophers	45	42	39	0	126
Opponents	10	18	20	1	49	Opponents	41	47	39	0	127
Shots	1	2	3	OT	Tot	Penalty Minutes	1	2	3	OT	Tot
Golden Gophers	145	169	135	2	451	Golden Gophers	101	95	97	0	293
Opponents	135	137	131	2	405	Opponents	90	102	78	0	270

STATS BREAKDOWN

MINNESOTA ON THE POWER PLAY BY PERIOD

1st Period			2nd Period			3rd Period/*OT		
Date-Opp.	PP Time	Shots/Goals	Date-Opp.	PP Time	Shots/Goals	Date-Opp.	PP Time	Shots/Goals
10/17-MAINE	2:00	3/0	10/17-MAINE	4:00	4/0	10/17-MAINE	1:13	1/0
10/18-MAINE	2:00	1/0	10/18-MAINE	4:38	2/0	10/18-MAINE	1:41	1/1
10/24-@UMD	6:10	3/0	10/24-@UMD	3:50	1/0	10/24-@UMD	:43	2/0
10/25-@UMD	3:00	2/0	10/25-@UMD	0	—	10/25-@UMD	:24	1/1
10/31-UND	2:00	2/0	10/31-UND	:40	1/0	10/31-UND	1:20	2/0
11/1-UND	4:00	4/0	11/1-UND	5:48	5/0	11/1-UND	:33	1/1
11/7-@Wisconsin	2:00	1/0	11/7-@Wisconsin	4:50	5/1	11/7-@Wisconsin	2:36	1/0
11/8-@Wisconsin	8:00	9/0	11/8-@Wisconsin	4:00	5/0	11/8-@Wisconsin	0	—
11/14-@UAA	2:00	3/0	11/14-@UAA	5:22	3/0	11/14-@UAA	3:54	2/0
11/15-@UAA	0	—	11/15-@UAA	4:01	3/0	11/15-@UAA	1:26	2/1
11/21-CC	0:37	1/0	11/21-CC	4:39	4/0	11/21-CC	0	—
11/22-CC	4:00	2/0	11/22-CC	3:37	2/0	*11/22-CC	0	—
11/28-@Michigan	3:51	4/2	11/28-@Michigan	4:44	3/0	11/28-@Michigan	3:53	3/1
11/30-@Mich State	1:51	0/0	11/30-@Mich State	2:00	5/0	11/30-@Mich State	4:58	1/0
TOTAL	41:29	35/2	TOTAL	52:09	43/1	TOTAL	22:41	17/5

MINNESOTA ON THE PENALTY KILL BY PERIOD

1st Period			2nd Period			3rd Period/*OT		
Date-Opp.	PP Time	Shots/Goals	Date-Opp.	PP Time	Shots/Goals	Date-Opp.	PP Time	Shots/Goals
10/17-MAINE	0	—	10/17-MAINE	2:48	2/1	10/17-MAINE	7:00	2/1
10/18-MAINE	2:00	0/0	10/18-MAINE	2:00	1/0	10/18-MAINE	3:15	3/1
10/24-@UMD	6:00	4/0	10/24-@UMD	2:00	0/0	10/24-@UMD	2:51	7/1
10/25-@UMD	5:00	0/0	10/25-@UMD	2:58	7/1	10/25-@UMD	2:00	0/0
10/31-UND	2:06	0/0	10/31-UND	6:54	6/0	10/31-UND	4:00	1/0
11/1-UND	2:52	2/0	11/1-UND	3:48	2/0	11/1-UND	0	—
11/7-@Wisconsin	2:00	3/0	11/7-@Wisconsin	4:00	1/0	11/7-@Wisconsin	4:00	5/0
11/8-@Wisconsin	6:39	6/0	11/8-@Wisconsin	2:39	3/0	11/8-@Wisconsin	0	—
11/14-@UAA	6:45	4/0	11/14-@UAA	0	—	11/14-@UAA	1:54	1/0
11/15-@UAA	4:00	3/0	11/15-@UAA	1:25	2/0	11/15-@UAA	0	—
11/21-CC	2:00	0/0	11/21-CC	3:16	2/0	11/21-CC	:50	0/0
11/22-CC	4:00	3/0	11/22-CC	6:00	4/0	*11/22-CC	3:26	4/1
11/28-@Michigan	3:43	3/1	11/28-@Michigan	6:00	2/0	11/28-@Michigan	1:09	2/1
11/30-@Mich State	5:51	1/0	11/30-@Mich State	2:33	1/1	11/30-@Mich State	—	—
TOTAL	52:56	29/1	TOTAL	46:21	33/3	TOTAL	30:25	25/5

STATS BREAKDOWN

Penalty/Penalty Minute Breakdown (number in parenthesis indicates opponents goals as a result)

Penalty	1st Period	2nd Period	3rd Period	Overtime	Total
Boarding	--	--	--	--	0/0
Charging	--	1/2	--	--	1/2
Checking From Behind	1/5	1/5	1/5 (1)	--	3/15 (1)
Cross Checking	1/2	3/6	3/6 (1)	--	7/14 (1)
Delay of Game	--	--	--	--	0/0
Elbowing	1/2	1/2	1/2	--	3/6
Fighting	--	--	--	--	0/0
Game Misconduct	1/10	1/10	1/10	--	3/30
Gross Misconduct	--	--	--	--	0/0
High Sticking	--	1/2	1/2	--	2/4
Holding	9/18	7/14	2/4	--	18/36
Hooking	4/8 (1)	--	1/2 (1)	--	5/10 (2)
Instigating	--	--	--	--	0/0
Interference	4/8	1/2	1/2	--	6/12
Kneeing	--	--	--	--	0/0
Misconduct	--	--	1/10	--	1/10
Roughing	11/22	14/28 (1)	20/40	--	45/90 (1)
Slashing	4/8	7/14	3/6 (1)	--	14/28 (1)
Spearing	--	--	--	--	0/0
Tripping	4/8	3/6 (2)	--	--	7/14 (2)
Unsports. Conduct	1/2	--	1/2	--	2/4
Too Many Men	--	1/2	2/4 (1)	--	3/6 (1)
Hit After Whistle	1/2	--	--	--	1/2
Butt Ending	--	--	--	--	0/0
Game DQ	--	--	--	--	0/0
Holding the Stick	2/4	1/2	1/2	--	4/8
Bench	1/2	--	--	--	1/2
Other	--	--	--	--	0/0
TOTAL	45/101 (1)	42/95 (3)	39/97 (5)	--	126/293 (9)

Golden Gophers On The Airwaves

KSTP-AM 1500: KSTP is back as the Golden Gophers' official radio home for the 1997-98 season. Dan Terhaar calls the action with former Golden Gopher and North Stars head coach Glen Sonmor handling color commentary. KSTP's Robb Leer offers pregame, intermission and postgame interviews. KSTP-AM 1500 is slated to cover all Golden Gopher games during the 1997-98 season.

Midwest Sports Channel: MSC will broadcast 28 Golden Gopher hockey regular-season games in 1997-98, including the Dodge/Mariucci Classic in addition to the 1998 WCHA Final Five. Frank Mazzocco and Tom Reid will once again handle the broadcast duties. Ryan Lefebvre will anchor the pregame show and conduct the between period interviews. MSC's pregame lineup for Golden Gopher hockey will include the "Doug Woog Show" one hour before game time, and MSC Sports Connection, which will air one half-hour before faceoff.

WCHA Championships

Regular Season

1953, 1954, 1970

1975, 1981, 1983

1988, 1989, 1992, 1997

Playoff

1983, 1993, 1994, 1996

NCAA Championships

1974, 1976, 1979

GOLDEN GOPHER HOCKEY

Weekly Release & Notes/December 29, 1997

MHO
JHES

University of Minnesota Men's Athletics
Media Relations Office
Phone: 612.625.4090 • Fax: 612.625.0359
<http://www.gophersports.com>
Hockey Contact: Brad Ruitter

Mankato State (7-7-2) at Minnesota (5-13-0, 3-9-0)

Friday, January 2 7:35 p.m. Mariucci Arena Minneapolis, Minn.
Saturday, January 3 7:05 p.m. Mariucci Arena Minneapolis, Minn.

Series Information

This weekend's series marks the first-ever meeting in men's ice hockey between the University of Minnesota and Mankato State University.

Radio/TV: The Minnesota-Mankato State series will be broadcast live both evenings by KSTP-AM (1500). Midwest Sports Channel (MSC) will broadcast Friday night's game only

Golden Gophers Last Weekend:

Minnesota snapped a nine-game losing skid with a 6-3 win over Brown Saturday on the opening day of the New Dodge Mariucci Classic before dropping a 4-2 decision to Northeastern Sunday

Mariucci Classic Recap:

Northeastern captured four of the six spots on the all-tournament team en route to capturing the seventh annual tournament title

Mavericks Last Weekend: Mankato State claimed a win (5-2) and a tie (3-3) in a weekend series against Union at Mankato Civic Center

Series Notes: This will be the first time Minnesota has played a new Division I program since a 3-3 tie with St. Cloud State on 10/12/90 at National Hockey Center in St. Cloud

Mavericks vs. the WCHA This Season:

Mankato State is 2-5-1 in eight games against WCHA competition this season. The Mavericks split and gained a tie in road series at Minnesota-Duluth and St. Cloud State respectively, while splitting with Denver and being swept by Colorado College in games at Mankato Civic Center.

Team Comparisons (1997-98 season)

Mankato State		Minnesota
12/77 (.156)	PP	13/103 (.126)
64/83 (.771)	PK	71/86 (.826)
5-4-1	Last 10	1-9-0
0-5-1	vs. current Top 10	1-5-0

First series games

vs. current WCHA schools

School	Date/Result
Alaska-Anchorage	Dec. 21, 1986/ <i>Minnesota won 5-1</i>
Colorado College	Feb. 28, 1947/ <i>Minnesota won 8-3</i>
Denver	Jan. 1, 1951/ <i>Minnesota won 10-4</i>
Michigan Tech	Feb. 12, 1929/ <i>Minnesota won 3-0</i>
Minnesota-Duluth	Dec. 13, 1952/ <i>Minnesota won 14-2</i>
North Dakota	Jan. 31, 1930/ <i>Minnesota won 6-1</i>
St. Cloud State	Oct. 12, 1990/ <i>Tied 3-3</i>
Wisconsin	Jan. 15, 1922/ <i>Minnesota won 3-0</i>

Note: The Golden Gophers are 7-0-1 in first games against current WCHA programs

Other first games

School	Date/Result
(vs. schools with at least 25 series games)	
Michigan	Feb. 8, 1923/ <i>Minnesota won 3-0</i>
Michigan State	Jan. 20, 1951/ <i>Minnesota won 8-2</i>
Northern Michigan	March 20, 1980/ <i>Northern Michigan won 4-3</i>
Notre Dame	Feb. 9, 1925/ <i>Minnesota won 2-0</i>

SCHEDULE/RESULTS

Oct. 10	&vs. Michigan (exhibition)	L 3-2
Oct. 17	MAINE	L 6-1
Oct. 18	MAINE	W 3-2
Oct. 24	@Minn-Duluth	L 5-3
Oct. 25	@Minn-Duluth	W 5-1
Oct. 31	NORTH DAKOTA	W 6-5
Nov. 1	NORTH DAKOTA	L 3-2
Nov. 7	@Wisconsin	W 4-2
Nov. 8	@Wisconsin	L 3-2
Nov. 14	@Alaska-Anchorage	L 3-2
Nov. 15	@Alaska-Anchorage	L 3-2
Nov. 21	COLORADO COLLEGE	L 5-1
Nov. 22	COLORADO COLLEGE	L 4-3 (ot)
Nov. 28	#@Michigan	L 4-3
Nov. 30	#@Michigan State	L 3-2
Dec. 19	ST. CLOUD STATE	L 3-1
Dec. 20	@St. Cloud State	L 4-1
Dec. 27	^BROWN	W 6-3
Dec. 28	^NORTHEASTERN	L 4-2
Dec. 30	*HV-71 (exhibition)	7 p.m.
Jan. 2	MANKATO STATE	7:30 p.m.
Jan. 3	MANKATO STATE	7 p.m.
Jan. 16	DENVER	7:30 p.m.
Jan. 17	DENVER	7 p.m.
Jan. 23	MINN-DULUTH	7:30 p.m.
Jan. 24	MINN-DULUTH	7 p.m.
Jan. 30	@Michigan Tech	6 p.m.
Jan. 31	@Michigan Tech	4 p.m.
Feb. 6	WISCONSIN	7:30 p.m.
Feb. 7	&WISCONSIN	7 p.m.
Feb. 14	@North Dakota	2 p.m.
Feb. 15	@North Dakota	2 p.m.
Feb. 20	ALASKA-ANCHORAGE	7:30 p.m.
Feb. 21	ALASKA-ANCHORAGE	7:30 p.m.
Feb. 27	@Colorado College	8:30 p.m.
Feb. 28	@Colorado College	8 p.m.
Mar. 6	@St. Cloud State	7 p.m.
Mar. 7	ST. CLOUD STATE	7 p.m.
Mar. 13-15	WCHA PLAYOFFS	TBA
Mar. 19-21	WCHA Final Five Milwaukee, Wis.	
Mar. 27-29	NCAA Regional Ann Arbor/Albany	
Apr. 2-4	NCAA Championships Boston	
^-Mariucci Classic (at Mariucci Arena)		
&-Target Center #-College Hockey Showcase		

Golden Gophers To Host Exhibition Game Tuesday Night

The University of Minnesota will host HV-71, a club team from Sweden, in an exhibition game Tuesday night beginning at 7 p.m. at Mariucci Arena. The team, which features former North Stars forward Ulf Dahlen and goaltender Kari Takko, will also play at Wisconsin (Dec. 31) and Minnesota-Duluth (Jan. 2) on its three-game holiday tour.

Dahlen most recently played with the NHL's Boston Bruins last season. There is no television coverage for the exhibition game, but there will be radio coverage of the contest on the Golden Gophers radio home, KSTP-AM 1500



CHECKS & POINTS

Team Notes

☞ The Golden Gophers fired a season high 47 shots on goal in the 6-3 win over Brown Saturday night, followed by a 42 shots-on-goal performance in the 4-2 loss to Northeastern Sunday. Minnesota has 40 or more shots on goal in five games this season, but have just a 1-4 record to show for the effort. Last season, the Golden Gophers were 9-0-1 in 10 contests in which they managed 40 or more shots in a game

☞ Minnesota's power play was an effective 3-for-5 in the win over Brown, but just 1-for-13 in the loss to Northeastern. In the title game against NU the Golden Gophers peppered Huskies' goaltender Marc Robitaille with 30 power-play shots in those 13 attempts, including 18 in the third period

☞ Minnesota is idle from conference action until a Jan. 16-17 series against Denver at Mariucci Arena

☞ The Golden Gophers have outshot opponents 131-58 in their last three games at Mariucci Arena and 164-81 in their last four games overall, yet they are just 1-3 in those games. Minnesota has outshot its opponent in seven straight games

☞ Minnesota is 5-5 when scoring first but is winless (0-8) when its opponent scores the first goal of the game

☞ Minnesota has scored two or fewer goals in 10 of its 18 games this year. The 1996-97 team scored two or less goals in just six games the entire season

☞ Four of Minnesota's last five league series have been against the top four teams in the WCHA standings, while the first three league series of the new year will be against the lower half of the WCHA ledger. Minnesota does not host Michigan Tech or travel to Denver this season

☞ Minnesota has outscored its opponents 17-16 in the first period this season, but has been outnumbered 22-12 in the middle frame

☞ The 13 losses to this point of the season match last season's total for the entire campaign

Individual Notes

#7 Ryan Kraft

Sr., 5-9, 190, Moorhead, Minn.

- √ Sidelined for another two to three weeks after an injury in the 12/19 game against St. Cloud State (see injury report)
- √ Had a career-high 12 shots on goal, most coming after sustaining a broken bone in his hand, in the 12/19 loss to SCSU
- √ Leads the team in assists (10)
- √ Is just nine points shy of becoming the 22nd member of the Golden Gopher 150-Point Club (53-88--141)

#8 Brett Abrahamson

Sr., 5-11, 189, Oakdale, Minn.

- √ With recent team injuries, is the veteran defenseman with 55 career games played

#9 Casey Hankinson

Sr., 6-1, 202, Edina, Minn.

- √ Has 17-24-41 in Minnesota's last 33 wins and just 5-4-9 in the team's last 26 losses and a tie
- √ Named to the New Dodge Mariucci Classic all-tournament team for the second consecutive season with a 3-2--5 weekend against Brown and Northeastern
- √ Moved into fourth place on the all-time U of M penalty minute list (315) behind brother Ben (400, third)

#10 Mike Anderson

Jr., 6-1, 200, Bloomington, Minn.

- √ Has registered a point in five of the last seven games (3-4--7 in that span)
- √ Tied for second on the team in scoring
- √ Is -4 the last four games after starting the season +1 through the first 14 games

#11 Dave Spehar

So., 5-7, 185, Duluth, Minn.

- √ Broke out of a scoring dry spell with 2-2-4 in last weekend's New Dodge Mariucci Classic, including 2-1--3 in the Brown win
- √ Fired a career-high 11 shots on goal in Saturday's win
- √ Scored on 12 percent of his shots on goal, second on the team in that category

#13 Nate Miller

So., 6-2, 199, Anoka, Minn.

- √ Posted a +2 with an assist and a season-high four shots on goal in Saturday's win over Brown

#17 Wyatt Smith

Jr., 5-11, 197, Warroad, Minn.

- √ Had a hand in four of Minnesota's six goals (1-3-4) in Saturday's win

- √ Leads the team in goals (nine), total points (17), multiple-point games (five), and goal percentage of shots on goal (13.2)
- √ Totals of 21-19--40 in his last 37 games

#18 Aaron Miskovich

Fr., 5-11, 190, Grand Rapids, Minn.

- √ Leads Minnesota freshmen in scoring (3-4--7) through 14 games
- √ Will miss this weekend's series as he concludes a stint with the U.S. Junior National Team

#19 Reggie Berg

Jr., 5-11, 182, Anoka, Minn.

- √ Fourth on the team in scoring (6-7--13)
- √ Pacing Minnesota this season with 78 shots on goal through 18 games
- √ Minnesota is 18-1-0 in his career when he scores more than one point in a game
- √ Totals of 3-2--5 in his last 11 games
- √ Tied for second on the team with six goals

#21 Mike Lyons

So., 6-0, 204, St. Paul, Minn.

- √ Tallied first goal of the season with a marker in Saturday's win over Brown
- √ Was a +1 last weekend

#24 Bill Kohn

So., 6-0, 192, Roseville, Minn.

- √ Collected two assists in Saturday's win
- √ Status is questionable for this weekend's series (see injury report)

#28 Matt Leimbek

Fr., 5-9, 186, Rochester, Minn.

- √ Credited with an assist on Saturday
- √ Is the only Golden Gopher with a positive +/- rating (+1) through the season's first 18 games

#31 Willy Marvin

So., 6-0, 172, Warroad, Minn.

- √ First career start came in Saturday's game against Brown

#34 Steve DeBus

Sr., 5-9, 177, Rochester, Minn.

- √ Credited with the win in Saturday's game against Brown after stopping all eight shots he faced in relief of starter Willy Marvin

All-Time Record

Minnesota owns an all-time record of 1,293-725-104 (.634) in 76-plus seasons of hockey (2,122 games)

1997-98 WCHA STANDINGS/THIS WEEK'S SCHEDULE

Team (Overall Record)	GP	W	L	T	Pts	GF	GA	GDiff
1. St. Cloud State (12-4-2)	14	11	2	1	23	52	31	+21
2. North Dakota (10-3-1)	12	8	3	1	17	49	32	+17
3. Colorado College (11-5-2)	12	7	4	1	15	45	36	+9
4. Wisconsin (10-6-0)	10	7	3	0	14	35	25	+10
5. Michigan Tech (10-9-2)	14	5	8	1	11	39	51	-12
6. Minnesota-Duluth (10-10-0)	12	5	7	0	10	26	39	-13
Alaska-Anchorage (4-11-3)	14	4	8	2	10	23	35	-12
8. Minnesota (5-13-0)	12	3	9	0	6	32	41	-9
Denver (4-14-0)	12	3	9	0	6	36	47	-11

Friday, January 2
 Mankato State @ Minnesota
 Western Michigan @ North Dakota
 HV-71 (Sweden) @ Minn-Duluth (ex)

Saturday, January 3
 Mankato State @ Minnesota
 Western Michigan @ North Dakota
 Wisconsin @ Denver

Sunday, January 4
 Wisconsin @ Denver

Idle: St. Cloud State, Colorado College, Michigan Tech, Alaska-Anchorage

The Last Time

Minnesota Swept A Road Series:
 January 24-25, 1997 @ Michigan Tech
 (5-2, 8-4)

Minnesota Was Swept In A Road Series:
 November 14-15, 1997 @ Alaska-Anchorage
 (3-2, 3-2)

Minnesota Swept A Home Series: March 7-8, 1997 vs. Alaska-Anchorage (8-2, 5-1)

Minnesota Was Swept In A Home Series:
 November 21-22, 1997 vs. Colorado College
 (5-1, 4-3 ot)

Minnesota Shut Out An Opponent: February 22, 1997 @ Colorado College (Steve DeBus, 3-0)

An Opponent Shut Out Minnesota: March 4, 1995 @ St. Cloud State (3-0)

Minnesota Player Scored A Hat Trick: March 1, 1997 (Ryan Kraft, 7-3 Minnesota win)

Minnesota Player Scored A Natural Hat Trick:
 December 30, 1994 @ Mariucci Arena vs. Yale
 (Ryan Kraft, 6-2 Minnesota win)

An Opponent Scored A Hat Trick: February 1, 1997 @ North Dakota (Jason Blake, 6-2 Minnesota loss)

Minnesota Player Scored Four Goals In A Game: November 9, 1996 vs. North Dakota (Casey Hankinson, 10-6 Minnesota win)

Minnesota Had 50 or More Shots On Goal In A Game: March 14, 1997 vs. St. Cloud State at WCHA Final Five (52 shots, 5-4 Minnesota overtime win)

Opponent Had 50 or More Shots On Goal In A Game: January 31, 1997 @ North Dakota (51 shots, 6-4 Minnesota loss)

Minnesota Player Scored A Shorthanded Goal: October 31, 1997 vs. North Dakota (Aaron Miskovich, 6-5 Minnesota win)

Minnesota Won In Overtime: March 14, 1997 vs. St. Cloud State at WCHA Final Five (5-4)

Minnesota Lost In Overtime: November 22, 1997 vs. Colorado College (4-3)

Minnesota Tied In Overtime: February 21, 1997 @ Colorado College (3-3)

Minnesota Scored 10 Goals Or More In A Game: November 9, 1996 vs. North Dakota (10-6 Minnesota win)

Opponent Scored 10 Goals Or More In A Game: January 30, 1993 @ Michigan Tech (10-2 Minnesota loss)

Safe At Home??

The following chart illustrates the breakdown of home and road league games remaining for WCHA teams. In games through Dec. 21, home teams actually have a losing record in league contests (24-29-3, .455)

Team (WCHA home record)	Home	Away
St. Cloud State (3-1-1)	9	5
North Dakota (4-2-0)	8	8
Colorado College (3-3-1)	7	9
Wisconsin (3-3-0)	8	10
Michigan Tech (2-4-0)	8	6
Minnesota-Duluth (2-4-0)	8	8
Alaska-Anchorage (3-4-1)	6	8
Minnesota (1-4-0)	9	7
Denver (3-4-0)	7	9

Woog's Window

Minnesota Head Coach Doug Woog has produced unparalleled numbers as the man behind the Golden Gopher bench over the last 12 seasons. Entering Friday's game, Woog has a career record of 362-159-31 (.684) overall and a WCHA mark of 261-109-29 (.690). Minnesota has appeared in the NCAA Tournament in each of Woog's 12 seasons and has finished first or second in the WCHA in 11 of his 12 campaigns. Among Woog's regular media appearances are: WCCO-AM (830) with Moose Miller, Mondays and Fridays at 5:35 p.m. KSTP-AM (1500) with Pat Reusse and Joe Soucheray, Saturday mornings at 11 a.m., Mondays at a to be determined time, and the postgame show. KARE-TV (Ch. 11) Gopher Sports Extra on selected Saturdays during the 1997-98 season.

Injury Update

Junior D Bill Kohn (Roseville, Minn.) is doubtful for this weekend's series against Mankato State after suffering a concussion in the third period of Sunday night's game against Northeastern. Senior co-captain Ryan Kraft (Moorhead, Minn.) will be sidelined for two to three more weeks after sustaining a fracture of the fifth metacarpal bone in his left hand in the Dec. 19 game against St. Cloud State University at Mariucci Arena. Kraft injured the hand while attempting to block a shot in the second period of the game. Successful surgery for the injured hand was completed Tuesday of last week. Sophomore D Ben Clymer (Bloomington, Minn.) and senior D Jason Godbout (Woodbury, Minn.) are both progressing well with individual rehabilitations after their respective surgeries (Clymer-shoulder; Godbout-elbow). Clymer is still expected to be on the shelf for the remainder of the 1997-98 season, with Godbout on course for an early February return to action.

Cutting The Mistakes: A positive to this point of the season is the reduction in the number of penalties and penalty minutes taken by the Golden Gophers. Through 18 games last season, Minnesota logged 503 minutes in the penalty box. This season, the team has cut that figure to 363 minutes (average reduction of eight minutes per game).

For more notes, see "Did You Know" on the next page

TEAM SEASON HIGHS/LOWS

MOST GOALS/GAME	(6) 10/31 vs. North Dakota; 12/27 vs. Brown
LEAST GOALS/GAME	(1) 10/17 vs. Maine; 11/21 vs. Colorado College; 12/19 & 12/20 vs. St. Cloud St.
MOST ASSISTS/GAME	(10) 10/31 vs. North Dakota; 12/27 vs. Brown
LEAST ASSISTS/GAME	(0) 11/21 vs. Colorado College
MOST GOALS AGAINST/GAME	(6) 10/17 vs. Maine
LEAST GOALS AGAINST/GAME	(1) 10/25 @ UMD
MOST ASSISTS AGAINST/GAME	(10) 10/17 vs. Maine; 10/31 vs. North Dakota
LEAST ASSISTS AGAINST/GAME	(2) 10/18 vs. Maine; 10/25 @ UMD
MOST GOALS/PERIOD	(3) 3rd, 10/31 vs. North Dakota; 3rd, 12/27 vs. Brown
MOST GOALS AGAINST/PERIOD	(3) 2nd, 10/24 @ UMD; 3rd, 10/31 & 11/1 vs. North Dakota
MOST SHOTS ON GOAL/GAME	(47) 12/27 vs. Brown
LEAST SHOTS ON GOAL/GAME	(22) 11/21 vs. Colorado College
MOST SHOTS AGAINST/GAME	(44) 10/24 @ UMD
LEAST SHOTS AGAINST/GAME	(9) 12/19 vs. St. Cloud State
MOST SHOTS ON GOAL/PERIOD	(20) 1st, 12/27 vs. Brown
MOST SHOTS AGAINST/PERIOD	(16) 1st, 10/17 vs. Maine; 2nd, 10/24 @ UMD; 2nd, 10/31 vs. No. Dak.
MOST PENALTIES/GAME	(14) 10/25 @ UMD
LEAST PENALTIES/GAME	(5) 10/17 & 10/18 vs. Maine
MOST PIM/GAME	(36) 10/25 @ UMD
LEAST PIM/GAME	(10) 10/18 vs. Maine
MOST OPP. PENALTIES/GAME	(21) 12/28 vs. Northeastern
LEAST OPP. PENALTIES/GAME	(4) 10/31 vs. North Dakota
MOST OPP. PIM/GAME	(42) 12/28 vs. Northeastern
LEAST OPP. PIM/GAME	(8) 10/31 vs. North Dakota

DID YOU KNOW...

Minnesota is 4-0-0 when scoring four or more goals, but is just 1-13-0 when scoring three or less markers • the Golden Gophers logged 22:15 of power play time, a season high, in Sunday's loss to Northeastern • Minnesota owns a 16-7-0 (.696) record on Jan. 2 in school history, with a 11-8-1 (.575) mark on Jan. 3 • Minnesota owns a record of 2-7 in one-goal games. Last season, Minnesota was 7-5 in 12 one-goal games. Before this season, the program was 58-28 (.674) in its previous 86 one-goal games • the team that reaches three goals first has won 16 of Minnesota's 18 games this season • Doug Woog will coach in his 400th career WCHA game against Denver on Jan. 16 • a total of 16 different Golden Gophers have scored goals this season, but only five (Anderson, Berg, Hankinson, Spehar and Smith) have more than three goals • Minnesota's three-goal win over Brown last weekend was the first time since the third period of the 6-5 win over North Dakota on Oct. 31 that the team has enjoyed a three-goal cushion • Minnesota has allowed three or less goals in 10 of 18 games this season, but has just a 4-6-0 record in those games to show for it. Last season, Minnesota was an impressive 23-3-1 when surrendering three or less goals • a total of eight Golden Gophers have been drafted by NHL organizations. A listing of players drafted and the respective organization follows: Mike Anderson--Washington; Reggie Berg--Toronto; Ben Clymer--Boston; Jason Godbout--Pittsburgh; Casey Hankinson--Chicago; Ryan Kraft--San Jose; Aaron Miskovich--Colorado; Wyatt Smith--Phoenix

AND FINALLY...

Golden Gophers Take Another Bye Week; Face Denver: Minnesota will take its third bye week in the last six weeks as the team enjoys a final break in the schedule with no game next weekend. The Golden Gophers will be back in action Jan. 16-17, resuming their WCHA schedule by hosting Denver. Friday's game begins at 7:35 p.m. with Saturday's rematch facing off at 7:05 p.m. Only Saturday's game will be broadcast on MSC. Both games can be heard on KSTP-AM 1500.

1997-98 WCHA WEEKLY HONORS

(date indicates when the award was announced)

OFFENSIVE PLAYER OF THE WEEK
November 10 Reggie Berg

DEFENSIVE PLAYER OF THE WEEK
October 27 Steve DeBus

ROOKIE OF THE WEEK
November 3 Aaron Miskovich

MULTIPLE-POINT GAMES

Player(games)	Last Time	Record
Smith (5)	12/27 vs. Brown (1g, 3a)	3-2-0
Anderson (4)	11/28 @ Michigan (2a)	1-3-0
Berg (3)	11/7 @ UW (2g, 2a)	2-1-0
Kraft (3)	11/30 @ Mich State (2a)	1-2-0
Miskovich (2)	11/28 vs. Michigan (1g, 2a)	1-1-0
Hankinson (2)	12/28 vs. Northeastern (2g)	1-1-0
Spehar (2)	12/27 vs. Brown (2g, 1a)	2-0-0
Kohn (1)	12/27 vs. Brown (2a)	1-0-0
Mills (1)	10/31 vs. UND (1g, 1a)	1-0-0
Westrum (1)	10/31 vs. UND (2g)	1-0-0

Minnesota's Record When In 1997-98

Overall Record	5-13-0
WCHA Record	3-9-0
Home Record	3-6-0
Road Record	2-7-0
Neutral Site Record	0-0-0
Last 20 Games (retro to 1996-97)	6-14-0
Last 10 Games	1-9-0
Last 5 Games	1-4-0
Power Play	13 of 103 (.126)
Penalty Kill	71 of 86 (.826)
Scoring A Power-Play Goal	4-5-0
Not Scoring A Power-Play Goal	1-8-0
Allowing A Power-Play Goal	3-8-0
Not Allowing A Power-Play Goal	2-5-0
Scoring A Short-Handed Goal	1-0-0
Allowing A Short-Handed Goal	0-5-0
Penalties/Avg. Per Game	161/8.9
Penalty Minutes/Avg. Per Game	363/20.2
10 Or More Penalties	3-7-0
Less Than 10 Penalties	2-6-0
More Penalties Than Opponent	2-2-0
Less Penalties Than Opponent	3-7-0
Same Amount Of Penalties	0-4-0
In One-Goal Games	2-7-0
In Two-Goal Games	1-3-0
In Three-Goal or More Games	2-3-0
In Overtime Games	0-1-0
Scoring 4 or More Goals	4-0-0
Scoring 3 or More Goals	5-3-0
Scoring 2 or Less Goals	0-10-0
Allowing 4 or More Goals	1-7-0
Allowing 3 or Less Goals	4-6-0
Scoring First	5-5-0
Opponents Score First	0-8-0
Leading After One Period	4-2-0
Trailing After One Period	0-7-0
Tied After One Period	1-4-0
Leading After Two Periods	3-2-0
Trailing After Two Periods	0-9-0
Tied After Two Periods	2-2-0
Having 10-19 Shots On Goal	0-0-0
Having 20-29 Shots On Goal	1-2-0
Having 30-39 Shots On Goal	3-7-0
Having 40 or more Shots On Goal	1-4-0
Allowing Less Than 10 Shots On Goal	0-1-0
Allowing 10-19 Shots On Goal	0-0-0
Allowing 20-29 Shots On Goal	3-9-0
Allowing 30-39 Shots On Goal	2-2-0
Allowing 40 or more Shots On Goal	0-1-0
Outshooting Opponent	3-8-0
Opponent Outshoots Minnesota	2-5-0
Shots Are Even	0-0-0
October	3-2-0
November	1-8-0
December	1-3-0
January	0-0-0
February	0-0-0
March	0-0-0
First Game Of A Series	3-6-0
Second Game Of A Series	2-7-0
Series Record	0-4-5
Games Following A Win	1-4-0
Games Following A Loss	4-9-0
Games Following A Tie	0-0-0

University of Minnesota
 1997-98 Men's Ice Hockey Statistics
 Record: 5-13/ 3- 9 WCHA

Date	Opponent	Score	Record	Site	Attend	Goaltender of Record	
10/17	Maine	1 - 6 L	0- 1	H Mariucci Arena	9866	Steve DeBus	0- 1
10/18	Maine	W 3 - 2	1- 1	H Mariucci Arena	9749	Steve DeBus	1- 1
10/24	*Minnesota-Duluth	3 - 5 L	1- 2	A Duluth, Minn.	5590	Steve DeBus	1- 2
10/25	*Minnesota-Duluth	W 5 - 1	2- 2	A Duluth, Minn.	5420	Steve DeBus	2- 2
10/31	*North Dakota	W 6 - 5	3- 2	H Mariucci Arena	9847	Steve DeBus	3- 2
11/ 1	*North Dakota	2 - 3 L	3- 3	H Mariucci Arena	9859	Steve DeBus	3- 3
11/ 7	*Wisconsin	W 4 - 2	4- 3	A Madison, Wis.	8323	Steve DeBus	4- 3
11/ 8	*Wisconsin	2 - 3 L	4- 4	A Madison, Wis.	8340	Steve DeBus	4- 4
11/14	*Alaska-Anchorage	2 - 3 L	4- 5	A Anchorage, Alaska	4733	Steve DeBus	4- 5
11/15	*Alaska-Anchorage	2 - 3 L	4- 6	A Anchorage, Alaska	5375	Steve DeBus	4- 6
11/21	*Colorado College	1 - 5 L	4- 7	H Mariucci Arena	9837	Steve DeBus	4- 7
11/22	*Colorado College	3 - 4 L OT	4- 8	H Mariucci Arena	9821	Steve DeBus	4- 8
11/28	Michigan	3 - 4 L	4- 9	A Ann Arbor, Mich.	6498	Steve DeBus	4- 9
11/30	Michigan State	2 - 3 L	4-10	A East Lansing, Mich.	6264	Steve DeBus	4- 10
12/19	*St. Cloud State	1 - 3 L	4-11	H Mariucci Arena	9809	Steve DeBus	4- 11
12/20	*St. Cloud State	1 - 4 L	4-12	A St. Cloud, Minn.	7051	Erik Day	0- 1
12/27	Brown	W 6 - 3	5-12	H Mariucci Arena	9807	Steve DeBus	5- 11
12/28	Northeastern	2 - 4 L	5-13	H Mariucci Arena	9767	Steve DeBus	5- 12

*-WCHA Game

Record	W	L	Pct	Attendance #	Total	Avg
All Games	5	13	.278	Home 9	88362	9818
WCHA	3	9	.250	Away 9	57594	6399
Home	3	6	.333	Neutral 0	0	0
Away	2	7	.222	Total 18	145956	8109
Neutral	0	0	.000			
Ahead After 1 Period	4	2	.667			
Behind After 1 Period	0	7	.000			
Tied After 1 Period	1	4	.200			
Ahead After 2 Periods	3	2	.600			
Behind After 2 Periods	0	9	.000			
Tied After 2 Periods	2	2	.500			
Score First	5	5	.500			
Do Not Score First	0	8	.000			
Overtime Games	0	1	.000			

Minnesota Hockey Career Stats

Note: Current players are listed who have played more than one full season of college hockey. Totals are updated through December 28, 1997 (18 games).

#8 • Brett Abrahamson

Year	GP	G	A	TP	P/PIM	PP	GW	SH	HT	
93-94	<i>Redshirted</i>									
94-95	<i>Did not play</i>									
95-96	3	1	0	1	2/12	0	1	0	0	
96-97	35	5	8	13	20/48	0	1	0	0	
97-98	18	1	2	3	8/16	0	0	0	0	
Total	56	7	10	17	30/76	0	2	0	0	

#10 • Mike Anderson

Year	GP	G	A	TP	P/PIM	PP	GW	SH	HT
95-96	28	3	6	9	20/51	0	1	0	0
96-97	42	9	11	20	19/46	1	0	0	0
97-98	18	5	9	14	9/26	1	0	0	0
Total	88	17	26	43	48/123	2	1	0	0

#19 • Reggie Berg

Year	GP	G	A	TP	P/PIM	PP	GW	SH	HT
95-96	40	23	11	34	29/69	2	2	1	2
96-97	38	11	26	37	20/48	3	1	0	0
97-98	18	6	7	13	8/27	2	1	0	0
Total	96	40	44	84	57/144	7	4	1	2

#14 • Cory Miller

Year	GP	G	A	TP	P/PIM	PP	GW	SH	HT
96-97	11	1	0	1	0/0	0	0	0	0
97-98	10	0	0	0	3/6	0	0	0	0
Total	21	1	0	1	3/6	0	0	0	0

#5 • Ryan Trebil

Year	GP	G	A	TP	P/PIM	PP	GW	SH	HT
96-97	8	0	0	0	4/8	0	0	0	0
97-98	18	1	1	2	17/34	0	0	0	0
Total	26	1	1	2	21/42	0	0	0	0

#34 • Steve DeBus

Year	G	W-L-T	MIN	GA	GAA	SV	SV%
93-94	<i>Did not play</i>						
94-95	<i>Redshirted</i>						
95-96	24	15-7-0	1314	63	2.88	539	.895
96-97	38	25-12-1	2283	120	3.15	953	.888
97-98	17	5-12-0	911	52	3.43	370	.877
Total	79	45-31-1	4508	235	3.13	1862	.888

#26 • Jason Godbout

Year	GP	G	A	TP	P/PIM	PP	GW	SH	HT
94-95	32	1	4	5	14/28	0	0	0	0
95-96	39	6	7	13	12/24	0	1	0	0
96-97	42	2	9	11	19/46	0	0	1	0
97-98	11	1	0	1	3/6	1	0	0	0
Total	124	10	20	30	48/104	1	1	1	0

#9 • Casey Hankinson

Year	GP	G	A	TP	P/PIM	PP	GW	SH	HT
94-95	33	7	1	8	24/86	2	2	0	0
95-96	39	16	19	35	41/101	8	1	0	1
96-97	42	17	24	41	26/79	7	2	0	1
97-98	18	5	4	9	19/49	2	0	0	0
Total	132	45	48	93	110/315	19	5	0	2

#29 • Rico Pagel

Year	GP	G	A	TP	P/PIM	PP	GW	SH	HT
96-97	29	5	5	10	6/12	0	0	0	0
97-98	18	1	1	2	2/4	1	1	0	0
Total	47	6	6	12	8/16	1	1	0	0

#24 • Bill Kohn

Year	GP	G	A	TP	P/PIM	PP	GW	SH	HT
95-96	7	0	2	2	4/8	0	0	0	0
96-97	42	5	10	15	40/80	2	1	0	0
97-98	18	3	6	9	16/43	1	0	0	0
Total	67	8	18	26	60/131	3	1	0	0

#13 • Nate Miller

Year	GP	G	A	TP	P/PIM	PP	GW	SH	HT
96-97	40	5	9	14	14/36	0	3	0	0
97-98	18	2	4	6	9/18	0	0	0	0
Total	58	7	13	20	23/54	0	3	0	0

#35 • Erik Day

Year	G	W-L-T	MIN	GA	GAA	SV	SV%
96-97	5	3-1-0	240	4	1.00	86	.956
97-98	4	0-1-0	109	5	2.75	37	.881
Total	9	3-2-0	349	9	1.55	123	.932

#7 • Ryan Kraft

Year	GP	G	A	TP	P/PIM	PP	GW	SH	HT
94-95	44	13	33	46	22/44	7	1	0	1
95-96	41	13	24	37	12/24	4	1	1	1
96-97	42	25	21	46	13/37	11	2	0	2
97-98	15	2	10	12	1/2	1	1	0	0
Total	142	53	88	141	48/107	23	5	1	4

#22 • Ben Clymer

Year	GP	G	A	TP	P/PIM	PP	GW	SH	HT
96-97	29	7	13	20	28/64	3	1	1	1
97-98	1	0	0	0	1/2	0	0	0	0
Total	30	7	13	20	29/66	3	1	1	1

#17 • Wyatt Smith

Year	GP	G	A	TP	P/PIM	PP	GW	SH	HT
95-96	32	4	5	9	16/32	0	1	1	0
96-97	38	16	14	30	18/44	3	4	1	0
97-98	18	9	8	17	15/30	1	1	0	0
Total	88	29	27	56	49/106	4	6	2	0

#11 • Dave Spehar

Year	GP	G	A	TP	P/PIM	PP	GW	SH	HT
96-97	40	20	17	37	15/30	11	5	0	0
97-98	18	6	8	14	4/8	2	0	0	0
Total	58	26	25	51	19/38	13	5	0	0

#21 • Mike Lyons

Year	GP	G	A	TP	P/PIM	PP	GW	SH	HT
96-97	32	1	5	6	23/68	0	0	0	0
97-98	17	1	5	6	14/28	0	0	0	0
Total	49	2	10	12	37/96	0	0	0	0

#31 • Willy Marvin

Year	G	W-L-T	MIN	GA	GAA	SV	SV%
95-96	<i>Redshirted</i>						
96-97	4	0-0-0	13	1	4.54	3	.750
97-98	2	0-0-0	48	3	3.75	16	.842
Total	6	0-0-0	61	4	3.93	19	.826

University of Minnesota
1997-98 Men's Ice Hockey Statistics
Record: 5-13/ 3- 9 WCHA

Golden Gophers	GP/ GS	G	A	Pts +/-	Sht	Sht %	Pen/	Min	PP	SH	EN	GW	GT	HT
Wyatt Smith	18/ 12	9	8	17 0	68	13.2	15/ 30	1	0	0	1	0	0	
Dave Spehar	18/ 7	6	8	14 -2	50	12.0	4/ 8	2	0	0	0	0	0	
Mike Anderson	18/ 9	5	9	14 -3	66	7.6	9/ 26	1	0	1	0	0	0	
Reggie Berg	18/ 8	6	7	13 -6	78	7.7	8/ 27	2	0	0	1	0	0	
Ryan Kraft	15/ 8	2	10	12 -3	61	3.3	1/ 2	1	0	0	1	0	0	
Casey Hankinson	18/ 6	5	4	9 -11	64	7.8	19/ 49	2	0	0	0	0	0	
Bill Kohn	18/ 17	3	6	9 -2	28	10.7	16/ 43	1	0	0	0	0	0	
Aaron Miskovich	14/ 1	3	4	7 -6	27	11.1	6/ 12	1	1	0	0	0	0	
Nate Miller	18/ 2	2	4	6 -6	27	7.4	9/ 18	0	0	0	0	0	0	
Mike Lyons	17/ 0	1	5	6 -3	16	6.3	14/ 28	0	0	0	0	0	0	
Dylan Mills	18/ 4	1	3	4 -2	21	4.8	6/ 12	0	0	0	0	0	0	
Erik Westrum	18/ 1	2	1	3 -9	30	6.7	8/ 16	0	0	1	1	0	0	
Brett Abrahamson	18/ 14	1	2	3 -4	16	6.3	8/ 16	0	0	0	0	0	0	
Matt Leimbek	15/ 0	0	3	3 1	7	0.0	2/ 4	0	0	0	0	0	0	
Ryan Trebil	18/ 0	1	1	2 -6	8	12.5	17/ 34	0	0	0	0	0	0	
Rico Pagel	18/ 0	1	1	2 -6	21	4.8	2/ 4	1	0	0	1	0	0	
Jason Godbout	11/ 0	1	0	1 -4	10	10.0	3/ 6	1	0	0	0	0	0	
Stuart Senden	18/ 0	0	1	1 -1	8	0.0	4/ 8	0	0	0	0	0	0	
Ben Clymer	1/ 1	0	0	0 -1	5	0.0	1/ 2	0	0	0	0	0	0	
Cory Miller	10/ 0	0	0	0 0	3	0.0	3/ 6	0	0	0	0	0	0	
Steve DeBus	17/ 15	0	0	0 0	1	0.0	1/ 2	0	0	0	0	0	0	
Erik Day	3/ 2	0	0	0 0	0	0.0	1/ 2	0	0	0	0	0	0	
Willy Marvin	2/ 1	0	0	0 0	0	0.0	0/ 0	0	0	0	0	0	0	
Golden Gophers	18/ 18	49	77	126	615	8.0	161/ 363	13	1	2	5	0	0	
Opponents	18/ 18	63	92	155	484	13.0	177/ 370	15	6	3	13	0	0	

Bench Penalties: Golden Gophers 4 (8 Minutes); Opponents 3 (6 Minutes)
Power Play: Golden Gophers 13/103 (12.6%); Opponents 15/86 (17.4%);

Goaltending Statistics

Golden Gophers	GP/ GS	Min	GAA	W	L	T	ENG	Sho	GA	Sv	Sv %
Erik Day	3/ 2	109:21	2.74	0	1	0	1	0	5	37	.881
Steve DeBus	17/ 15	910:39	3.43	5	12	0	1	0	52	370	.877
Willy Marvin	2/ 1	48:21	3.72	0	0	0	1	0	3	16	.842
Golden Gophers	18/ 18	1068:21	3.37	5	13	0	3	0	60	423	.876
Opponents	18/ 18	1078:41	2.61	13	5	0	2	0	47	566	.923

Statistics by Period

Goals	1	2	3	OT	Tot	Penalties	1	2	3	OT	Tot
Golden Gophers	17	12	20	0	49	Golden Gophers	52	51	58	0	161
Opponents	16	22	24	1	63	Opponents	52	59	66	0	177
Shots	1	2	3	OT	Tot	Penalty Minutes	1	2	3	OT	Tot
Golden Gophers	196	221	196	2	615	Golden Gophers	115	113	135	0	363
Opponents	165	166	153	2	486	Opponents	112	126	132	0	370

STATS BREAKDOWN

MINNESOTA ON THE POWER PLAY BY PERIOD

1st Period			2nd Period			3rd Period/*OT		
Date-Opp.	PP Time	Shots/Goals	Date-Opp.	PP Time	Shots/Goals	Date-Opp.	PP Time	Shots/Goals
10/17-MAINE	2:00	3/0	10/17-MAINE	4:00	4/0	10/17-MAINE	1:13	1/0
10/18-MAINE	2:00	1/0	10/18-MAINE	4:38	2/0	10/18-MAINE	1:41	1/1
10/24-@UMD	6:10	3/0	10/24-@UMD	3:50	1/0	10/24-@UMD	:43	2/0
10/25-@UMD	3:00	2/0	10/25-@UMD	0	—	10/25-@UMD	:24	1/1
10/31-UND	2:00	2/0	10/31-UND	:40	1/0	10/31-UND	1:20	2/0
11/1-UND	4:00	4/0	11/1-UND	5:48	5/0	11/1-UND	:33	1/1
11/7-@Wisconsin	2:00	1/0	11/7-@Wisconsin	4:50	5/1	11/7-@Wisconsin	2:36	1/0
11/8-@Wisconsin	8:00	9/0	11/8-@Wisconsin	4:00	5/0	11/8-@Wisconsin	0	—
11/14-@UAA	2:00	3/0	11/14-@UAA	5:22	3/0	11/14-@UAA	3:54	2/0
11/15-@UAA	0	—	11/15-@UAA	4:01	3/0	11/15-@UAA	1:26	2/1
11/21-CC	0:37	1/0	11/21-CC	4:39	4/0	11/21-CC	0	—
11/22-CC	4:00	2/0	11/22-CC	3:37	2/0	*11/22-CC	0	—
11/28-@Michigan	3:51	4/2	11/28-@Michigan	4:44	3/0	11/28-@Michigan	3:53	3/1
11/30-@Mich State	1:51	0/0	11/30-@Mich State	2:00	5/0	11/30-@Mich State	4:58	1/0
12/19-SCSU	4:32	3/1	12/19-SCSU	1:50	7/0	12/19-SCSU	7:21	10/0
12/20-@SCSU	4:00	3/0	12/20-@SCSU	2:33	0/0	12/20-@SCSU	:20	0/0
12/27-BROWN	3:12	9/1	12/27-BROWN	2:50	2/2	12/27-BROWN	2:00	0/0
12/28-N'EASTERN	6:02	8/0	12/28-N'EASTERN	5:40	4/0	12/28-N'EASTERN	10:33	18/1
TOTAL	55:15	58/4	TOTAL	65:02	56/3	TOTAL	42:55	45/6

MINNESOTA ON THE PENALTY KILL BY PERIOD

1st Period			2nd Period			3rd Period/*OT		
Date-Opp.	PP Time	Shots/Goals	Date-Opp.	PP Time	Shots/Goals	Date-Opp.	PP Time	Shots/Goals
10/17-MAINE	0	—	10/17-MAINE	2:48	2/1	10/17-MAINE	7:00	2/1
10/18-MAINE	2:00	0/0	10/18-MAINE	2:00	1/0	10/18-MAINE	3:15	3/1
10/24-@UMD	6:00	4/0	10/24-@UMD	2:00	0/0	10/24-@UMD	2:51	7/1
10/25-@UMD	5:00	0/0	10/25-@UMD	2:58	7/1	10/25-@UMD	2:00	0/0
10/31-UND	2:06	0/0	10/31-UND	6:54	6/0	10/31-UND	4:00	1/0
11/1-UND	2:52	2/0	11/1-UND	3:48	2/0	11/1-UND	0	—
11/7-@Wisconsin	2:00	3/0	11/7-@Wisconsin	4:00	1/0	11/7-@Wisconsin	4:00	5/0
11/8-@Wisconsin	6:39	6/0	11/8-@Wisconsin	2:39	3/0	11/8-@Wisconsin	0	—
11/14-@UAA	6:45	4/0	11/14-@UAA	0	—	11/14-@UAA	1:54	1/0
11/15-@UAA	4:00	3/0	11/15-@UAA	1:25	2/0	11/15-@UAA	0	—
11/21-CC	2:00	0/0	11/21-CC	3:16	2/0	11/21-CC	:50	0/0
11/22-CC	4:00	3/0	11/22-CC	6:00	4/0	*11/22-CC	3:26	4/1
11/28-@Michigan	3:43	3/1	11/28-@Michigan	6:00	2/0	11/28-@Michigan	1:09	2/1
11/30-@Mich State	5:51	1/0	11/30-@Mich State	2:33	1/1	11/30-@Mich State	—	—
12/19-SCSU	:56	1/1	12/19-SCSU	0	—	12/19-SCSU	3:56	1/1
12/20-@SCSU	1:48	4/1	12/20-@SCSU	3:14	1/1	12/20-@SCSU	1:15	0/0
12/27-BROWN	3:39	1/1	12/27-BROWN	:30	0/0	12/27-BROWN	—	—
12/28-N'EASTERN	3:03	1/0	12/28-N'EASTERN	3:59	4/1	12/28-N'EASTERN	—	—
TOTAL	62:22	36/4	TOTAL	54:04	38/5	TOTAL	35:36	26/6

Notes

Northeastern had five shots on goal on the power play and six shots on net while shorthanded in Sunday's game • the last two weekends, Minnesota has outshot its opponents 64-13 on the power play and have an edge of 50:53 to 22:20 in power play time

Power Play Recap--Last Weekend

	Brown	NE Minn
Total Time	11:11	30:17
Shots On Goal	6	41
Goals Scored	2	4
Score % On Shots	.333	.098

Power Play Recap--Season

	Opp	Minn
Total Time	152:02	163:12
Shots On Goal	100	159
Goals Scored	15	13
Score % On Shots	.150	.082

STATS BREAKDOWN

Penalty/Penalty Minute Breakdown (number in parenthesis indicates opponents goals as a result)

Penalty	1st Period	2nd Period	3rd Period	Overtime	Total
Boarding	--	--	--	--	0/0
Charging	--	1/2	--	--	1/2
Checking From Behind	1/5	1/5	1/5 (1)	--	3/15 (1)
Cross Checking	2/4	4/8	3/6 (1)	--	9/18 (1)
Delay of Game	--	--	--	--	0/0
Elbowing	1/2	1/2	1/2	--	3/6
Fighting	--	--	--	--	0/0
Game Misconduct	1/10	1/10	1/10	--	3/30
Gross Misconduct	--	--	--	--	0/0
High Sticking	--	1/2	2/4	--	3/6
Holding	10/20 (1)	7/14	5/10 (1)	--	22/44 (2)
Hooking	5/10 (1)	2/4 (1)	1/2 (1)	--	8/16 (3)
Instigating	--	--	--	--	0/0
Interference	6/12 (1)	1/2	1/2	--	8/16 (1)
Kneeing	--	--	--	--	0/0
Misconduct	--	--	1/10	--	1/10
Roughing	11/22	17/34 (2)	31/62	--	59/118 (2)
Slashing	6/12 (1)	8/16	6/12 (1)	--	20/40 (2)
Spearing	--	--	--	--	0/0
Tripping	4/8	4/8 (2)	--	--	8/16 (2)
Unsports. Conduct	1/2	--	1/2	--	2/4
Too Many Men	--	1/2	2/4 (1)	--	3/6 (1)
Hit After Whistle	1/2	--	--	--	1/2
Butt Ending	--	--	--	--	0/0
Game DQ	--	--	--	--	0/0
Holding the Stick	2/4	2/4	1/2	--	5/10
Bench	1/2	--	--	--	1/2
Other	--	--	1/2	--	1/2
TOTAL	52/115 (4)	51/113 (5)	58/135 (6)	--	161/363 (15)

Golden Gophers On The Airwaves

KSTP-AM 1500: KSTP is back as the Golden Gophers' official radio home for the 1997-98 season. Dan Terhaar calls the action with former Golden Gopher and North Stars head coach Glen Sonmor handling color commentary. KSTP's Robb Leer offers pregame, intermission and postgame interviews. KSTP-AM 1500 is slated to cover all Golden Gopher games during the 1997-98 season.

Midwest Sports Channel: MSC will broadcast 28 Golden Gopher hockey regular-season games in 1997-98, including the Dodge/Mariucci Classic in addition to the 1998 WCHA Final Five. Frank Mazzocco and Tom Reid will once again handle the broadcast duties. Ryan Lefebvre will anchor the pregame show and conduct the between period interviews. MSC's pregame lineup for Golden Gopher hockey will include the "Doug Woog Show" one hour before game time, and MSC Sports Connection, which will air one half-hour before faceoff.

WCHA Championships

Regular Season

1953, 1954, 1970

1975, 1981, 1983

1988, 1989, 1992, 1997

Playoff

1983, 1993, 1994, 1996

NCAA Championships

1974, 1976, 1979

1997-98 GAME SUMMARIES

GAME 1
October 17, 1997
Mariucci Arena

MAINE	6
MINNESOTA	1

Scoring	1	2	3	OT	F
Maine	2	2	2	-	6
Minnesota	1	0	0	-	1

1ST PERIOD — **Maine:** Guite (Trattnig), 2:24; **Minn:** Kohn (Kraft, Spehar), 7:01; **Maine:** Kerluke (Gutie), 19:03.

2ND PERIOD — **Maine:** Jaasklainen (Larose, Guite), 3:26; **Maine:** Trattnig (Kariya, Cullen), 16:17, ppg.

3RD PERIOD — **Maine:** Parmentier (Kerluke, Kariya), 11:50, ppg; **Maine:** Stewart (Gustafsson, Michaud), 19:40, shg.

Shots on Goal: Maine 16-9-12--38, Minnesota 8-16-8--32

Power Plays: Maine 2-5, Minnesota 0-5

Goalies: Maine: Michaud (32 shots, 31 svs), Minnesota: DeBus (38 shots, 32 svs)

Penalties: Maine 5-10, Minnesota 5-21

Att: 9,866

Game Recap: Maine scored two power-plays goals and added a late short-handed goal to stifle Minnesota in its home opener. Junior defenseman Bill Kohn scored Minnesota's first goal of the year in the first period to tally the Golden Gophers' only goal of the night. The attendance of 9,866 was the second-largest crowd ever to see a game at the new Mariucci Arena. It was also the largest goal differential in a Minnesota loss at the new Mariucci Arena.

GAME 2
October 18, 1997
Mariucci Arena

MINNESOTA	3
MAINE	2

Scoring	1	2	3	OT	F
Maine	0	1	1	-	2
Minnesota	2	0	1	-	3

1ST PERIOD — **Minn:** Kohn (N. Miller), 5:39; **Minn:** Spehar (Kraft, Lyons), 7:08.

2ND PERIOD — **Maine:** Kariya (Price), 7:49.

3RD PERIOD — **Minn:** Pagel (Anderson, Abrahamson), 2:12, ppg; **Maine:** Kariya 2 (Michaud), 4:07, ppg.

Shots on Goal: Maine 8-7-9--24, Minnesota 17-10-4--31

Power Plays: Maine 1-4, Minnesota 1-5

Goalies: Maine: Michaud (31 shots, 28 svs), Minnesota: DeBus (22 shots, 20 svs); Day (2 shots, 2 svs)

Penalties: Maine 6-12, Minnesota 5-10

Att: 9,749

Game Recap: Bill Kohn opened scoring with his second goal in as many games, while Dave Spehar scored less than two minutes later to give the Golden Gophers an early 2-0 lead. Steve Kariya put Maine within one with the only goal of the second period, but Rico Pagel capitalized on the Minnesota power play early in the third to re-establish a two-goal cushion. Kariya added his second goal of the game on the Black Bears' power play two minutes later to make it close, but Minnesota kept Maine in check the rest of the period to end its six-game losing streak against the Black Bears.

GAME 3
October 24, 1997
DECC

MINNESOTA-DULUTH	5
MINNESOTA	3

Scoring	1	2	3	OT	F
Minnesota	1	1	1	-	3
Minnesota-Duluth	1	3	1	-	5

1ST PERIOD — **UMD:** C. Anderson (Scissons, Homstol), 6:03; **Minn:** Smith (Kraft), 13:39.

2ND PERIOD — **Minn:** Smith (Kohn, Spehar), 6:03; **UMD:** Homstol (unassisted), 10:10; **UMD:** C. Anderson 2 (Scissons), 13:41; **UMD:** Bois (Peluso), 14:18.

3RD PERIOD — **UMD:** Homstol 2 (Doell, C. Anderson), 2:52, ppg; **Minn:** N. Miller (Miskovich), 6:57.

Shots on Goal: Minnesota 10-12-16--38, UMD 14-16-14--44

Power Plays: Minnesota 0-5, UMD 1-6

Goalies: Minnesota: DeBus (44 shots, 39 svs), UMD: Nicklin (38 shots, 35 svs)

Penalties: Minnesota 11-22, UMD 10-20

Att: 5,590

Game Recap: Minnesota-Duluth scored three unanswered goals in the second period to build a 4-2 lead the Golden Gophers could not close. The teams traded goals early in the third period to make the game within reach for Minnesota, but strong goaltending from UMD's Brant Nicklin kept the Gophers at bay, 5-3. Wyatt Smith led the Maroon and Gold with his first two goals of the year. Aaron Miskovich tallied his first collegiate point with an assist on Nate Miller's third period goal.

GAME 4
October 25, 1997
DECC

MINNESOTA	5
MINNESOTA-DULUTH	1

Scoring	1	2	3	OT	F
Minnesota	2	1	2	-	5
Minnesota-Duluth	0	1	0	-	1

1ST PERIOD — **Minn:** Spehar (Hankinson), 6:34; **Minn:** Kraft (M. Anderson, Berg), 16:36.

2ND PERIOD — **UMD:** Homstol (Scissons, Lidster), 6:24, ppg; **Minn:** Smith (Kraft, M. Anderson), 11:23.

3RD PERIOD — **Minn:** Godbout (Berg, Kraft), 4:56, ppg; **Minn:** Smith 2 (unassisted), 9:54.

Shots on Goal: Minnesota 13-10-6--29, UMD 4-13-9--26

Power Plays: Minnesota 1-3, UMD 1-5

Goalies: Minnesota: DeBus (26 shots, 25 svs), UMD: Nicklin (29 shots, 24 svs)

Penalties: Minnesota 14-36, UMD 11-22

Att: 5,420

Game Recap: Minnesota bounced back for the second straight weekend to take the second game of the two-game series. Dave Spehar opened scoring early in the first period, and Ryan Kraft, who had a goal and three assists for the weekend, added another to give the Gophers a 2-0 lead after one period. Duluth's Ryan Homstol scored on the power play early in the second period to cut the lead to one goal, but Minnesota finished the game with three unanswered goals to earn the 5-1 win. Wyatt Smith added two goals for the Golden Gophers, giving him four for the series. Reggie Berg and Mike Anderson each had two assists.

1997-98 GAME SUMMARIES

GAME 5

October 31, 1997
Mariucci Arena

MINNESOTA	6
NORTH DAKOTA	5

Scoring	1	2	3	OT	F
North Dakota	0	2	3	-	5
Minnesota	2	1	3	-	6

1ST PERIOD — **Minn:** Westrum (Senden, Leimbeck), 2:09; **Minn:** Hankinson (Spehar, Mills), 19:13.
2ND PERIOD — **ND:** Armbrust (Defauw, Vig), 10:07; **ND:** Je. Ulmer (Calder, Jo. Blake), 10:51; **Minn:** Miskovich (Lyons), 15:09, shg.
3RD PERIOD — **Minn:** Miskovich (Page), 12:51; **Minn:** Mills (Spehar, Smith), 13:52; **ND:** Dorey (Williamson, Bull), 16:56; **Minn:** Westrum (Smith, N. Miller), 18:32, eng; **ND:** Williamson (Armbrust, Defauw), 19:00; **ND:** Murphy (Williamson, Calder), 19:08.

Shots on Goal: North Dakota 6-16-15--37, Minnesota 11-7-13--31
Power Plays: North Dakota 0-5, Minnesota 0-2
Goalies: North Dakota: Schweitzer (31 shots, 25 svcs), Minnesota: DeBus (37 shots, 32 svcs)
Penalties: North Dakota 4-8, Minnesota 8-27
Att: 9,847

Game Recap: It was a night for the newcomers as Minnesota freshmen accounted for five goals and eight points. Both Erik Westrum and Aaron Miskovich scored two goals, the firsts of their collegiate career, while Dylan Mills scored his first goal in a Golden Gopher uniform. Westrum's empty-net goal appeared to seal it for Minnesota, but North Dakota scored two goals in eight seconds with under a minute to go in the game to make it close. Minnesota raised its record to 7-0-2 against the Sioux in the new Mariucci Arena.

GAME 6

November 1, 1997
Mariucci Arena

NORTH DAKOTA	3
MINNESOTA	2

Scoring	1	2	3	OT	F
North Dakota	0	0	3	-	3
Minnesota	1	0	1	-	2

1ST PERIOD — **Minn:** Berg (Anderson), 0:07.
2ND PERIOD — No Scoring.
3RD PERIOD — **ND:** Je. Panzer (Dorey), 2:58; **Minn:** Anderson (Kraft, Berg), 5:55, ppg; **ND:** Williamson (Calder), 7:49; **ND:** Murphy (Vig), 9:14.

Shots on Goal: North Dakota 9-7-12--28, Minnesota 9-12-9--30
Power Plays: North Dakota 0-4, Minnesota 1-6
Goalies: North Dakota: Schweitzer (30 shots, 28 svcs), Minnesota: DeBus (28 shots, 25 svcs)
Penalties: North Dakota 7-14, Minnesota 6-12
Att: 9,859

Game Recap: Reggie Berg scored the Golden Gophers' second-fastest goal in history just seven seconds into the game to give Minnesota the early lead. The two teams then played 42:51 of scoreless hockey before Sioux freshman Jeff Panzer tied the game early in the third period. Mike Anderson gave the Golden Gophers the lead again on the power play two minutes later, but North Dakota capitalized twice within two minutes to reestablish a Sioux lead. North Dakota won for the first time at the new Mariucci Arena, making the series record 7-1-2 in Minnesota's favor in the new rink.

GAME 7

November 7, 1997
Dane Co. Coliseum

MINNESOTA	4
WISCONSIN	2

Scoring	1	2	3	OT	F
Minnesota	1	1	2	-	4
Wisconsin	0	2	0	-	2

1ST PERIOD — **Minn:** Trebil (Berg), 6:29.
2ND PERIOD — **Wis:** Kuk (Reinprecht, Raygor), 2:42; **Wis:** Bradley (Enrico, Gruden), 5:18; **Minn:** Berg (Spehar, Kohn), 14:14, ppg.
3RD PERIOD — **Minn:** Berg (Smith), 9:31; **Minn:** Anderson (Berg), 19:30, eng.

Shots on Goal: Minnesota 11-13-10--34, Wisconsin 13-13-10--36
Power Plays: Minnesota 1-7, Wisconsin 0-5
Goalies: Minnesota: DeBus (36 shots, 34 svcs), Wisconsin: Valley (34 shots, 30 svcs)
Penalties: Minnesota 12-24, Wisconsin 14-28
Att: 8,323

Game Recap: Reggie Berg led the Golden Gophers' come-from-behind victory with two goals and two assists as Minnesota took game one of the weekend series. Berg tied the game in the second period and then put the Golden Gophers ahead with his third career game-winning goal in the third period. Berg also assisted on Mike Anderson's empty-net goal. Defenseman Ryan Trebil notched his first collegiate goal when he opened scoring in the first period.

GAME 8

November 8, 1997
Dane Co. Coliseum

WISCONSIN	3
MINNESOTA	2

Scoring	1	2	3	OT	F
Minnesota	1	1	0	-	2
Wisconsin	1	1	1	-	3

1ST PERIOD — **Minn:** Abrahamson (Leimbek), 16:01.; **Wis:** Enrico (Rothering), 18:16.
2ND PERIOD — **Minn:** N. Miller (Kohn, Westrum), 4:40; **Wis:** Siren (Peterson, Bradley), 15:51.
3RD PERIOD — **Wis:** Bianchi (Enrico, C. Anderson), 13:46.

Shots on Goal: Minnesota 13-16-13--42, Wisconsin 11-9-8--28
Power Plays: Minnesota 0-6, Wisconsin 0-5
Goalies: Minnesota: DeBus (28 shots, 25 svcs), Wisconsin: Valley (42 shots, 40 svcs)
Penalties: Minnesota 7-14, Wisconsin 8-16
Att: 8,340

Game Recap: Wisconsin's Mike Valley turned aside 40 of Minnesota's 42 shots to help the Badgers win the one-goal game. The Golden Gophers, who outshot Wisconsin 13-8 in the final period, had a defenseman score the game's first goal for the second straight night as Brett Abrahamson tallied his first goal of the season in the first period. The Badgers' Rick Enrico had a multiple-point night tying the game in the first period and assisting on Joe Bianchi's game-winning goal in the third period.

1997-98 GAME SUMMARIES

GAME 9

November 14, 1997
Sullivan Arena

ALASKA-ANCHORAGE	3
MINNESOTA	2

Scoring	1	2	3	OT	F
Minnesota	0	1	1	-	2
Alaska-Anchorage	1	1	1	-	3

1ST PERIOD — UAA: Edwards (Tuott), 3:16.
2ND PERIOD — Minn: Smith (Lyons, Mills), 16:09; UAA: Charbonneau (Douglas, Read), 17:04.
3RD PERIOD — UAA: Read (Douglas, Prevost), 7:53; Minn: Berg (Anderson, Hankinson), 17:59.

Shots on Goal: Minnesota 11-7-12--30, Alaska-Anchorage 6-9-5--20
Power Plays: Minnesota 0-5, Alaska-Anchorage 0-6
Goalies: Minnesota: DeBus (20 shots, 17 sv),
Alaska-Anchorage: Teskey (30 shots, 28 sv)
Penalties: Minnesota 7-25, Alaska-Anchorage 7-14
Att: 4,733

Game Recap: Minnesota fired 30 shots on goal to Alaska-Anchorage's 20 shots on net, and scored a late third-period, extra-attacker goal from Reggie Berg, but still could not top the Seawolves in the 3-2 loss. Wyatt Smith scored his team-leading fifth goal of the season in the second period to initially tie the game, 1-1, but two UAA goals--one in the second and in the third period--helped the Seawolves to victory.

GAME 10

November 15, 1997
Sullivan Arena

ALASKA-ANCHORAGE	3
MINNESOTA	2

Scoring	1	2	3	OT	F
Minnesota	1	0	1	-	2
Alaska-Anchorage	1	1	1	-	3

1ST PERIOD — UAA: Mauer (Douglas, Edwards), 7:28; Minn: Spehar (Miller, Trebil), 19:00.
2ND PERIOD — UAA: Douglas (Mauer, Leitner), 19:44.
3RD PERIOD — Minn: Berg (Miskovich, Smith), 10:45, ppg; UAA: Tuott (Grabinsky), 11:45.

Shots on Goal: Minnesota 9-13-10--32, Alaska-Anchorage 8-9-4--21
Power Plays: Minnesota 1-3, Alaska-Anchorage 0-3
Goalies: Minnesota: Day (18 shots, 16 sv); DeBus (3 shots, 2 sv), Alaska-Anchorage: Teskey (32 shots, 30 sv)
Penalties: Minnesota 7-14, Alaska-Anchorage 7-14
Att: 5,375

Game Recap: Minnesota lost its first series of the season as Alaska-Anchorage took Saturday's game by another 3-2 margin. It was the Golden Gophers' fourth one-goal loss of the season. Reggie Berg, who has scored goals in four of Minnesota's last five games, provided the final Golden Gopher goal of the night to tie the score at 2-2 midway through the final frame. Erik Day got his first start of the season in goal and played until early in the third period when he was replaced by Steve DeBus. The senior netminder surrendered the game-winning goal to Eric Tuott midway through the final frame as the Golden Gophers suffered their fourth consecutive loss by the same score (3-2).

GAME 11

November 21, 1997
Mariucci Arena

COLORADO COLLEGE	5
MINNESOTA	1

Scoring	1	2	3	OT	F
Colorado College	2	1	2	-	5
Minnesota	1	0	0	-	1

1ST PERIOD — CC: Clark (T. Petersen), 3:27; Minn: Spehar (unassisted), 5:21; CC: S. Swanson (B. Swanson), 16:02.
2ND PERIOD — CC: Clark 2 (S. Swanson), 1:19, shg.
3RD PERIOD — CC: S. Swanson 2 (Bodtker, Kryway), 4:05; CC: Morrison (unassisted), 16:01, eng.

Shots on Goal: Colorado College 12-8-9--29, Minnesota 10-10-2--22
Power Plays: Colorado College 0-3, Minnesota 0-4
Goalies: Colorado College: Zulianello (22 shots, 21 sv), Minnesota: DeBus (25 shots, 21 sv), Marvin (3 shots, 3 sv)
Penalties: Colorado College 13-34, Minnesota 10-20
Att: 9,837

Game Recap: CC's Scott Swanson and Darren Clark each had two goals to lead the Tigers over Minnesota, 5-1. It was the fourth straight loss for Minnesota. Dave Spehar was the lone goal scorer for the U of M, scoring unassisted to tie the game. The Golden Gophers extended their streak of 32 consecutive penalty kills as CC went 0-3 on the power play. Willy Marvin saw his first action of the season, and first since 2/14/97 against UMD, when he came in at 11:20 of the third period. The Golden Gophers also gave up their first empty-net goal of the season when Marvin was pulled for the extra attacker at 15:42 of the third.

GAME 12

November 22, 1997
Mariucci Arena

COLORADO COLLEGE	4
MINNESOTA	3

Scoring	1	2	3	OT	F
Colorado College	0	1	2	1	4
Minnesota	0	2	1	0	3

1ST PERIOD — No Scoring.
2ND PERIOD — Minn: Anderson (Smith, Kraft), 0:22; Minn: Hankinson (Spehar, Berg), 10:08; CC: Karpan (Nelson, K.J. Voorhees), 17:15.
3RD PERIOD — CC: Austin (Clark, Peters), 13:45, ppg; Minn: Anderson 2 (Kohn, Lyons), 15:09; CC: Peters (T. Petersen), 16:59.
OVERTIME — CC: K.J. Voorhees (S. Swanson), 0:40.

Shots on Goal: Colorado College 9-9-10-2--30, Minnesota 10-16-12-2--40
Power Plays: Colorado College 1-7, Minnesota 0-4
Goalies: Colorado College: Zulianello (40 shots, 37 sv), Minnesota: DeBus (30 shots, 26 sv)
Penalties: Colorado College 10-20, Minnesota 13-26
Att: 9,821

Game Recap: Minnesota lost its first overtime contest of the year and sustained its fifth one-goal loss in the last seven games. The Golden Gophers also dropped their fifth straight game, the longest losing streak since 1971 (six straight--1/14-1/29). The loss secured a CC sweep, the first back-to-back WCHA sweep of Minnesota since 1979 when it lost consecutive weekends to North Dakota and CC (11/30-12/1; 12/14-12/15). The U of M extended its penalty-kill streak to 38 before the Tigers capitalized on their seventh power play and last man-advantage of the game. Mike Anderson scored two goals for Minnesota.

1997-98 GAME SUMMARIES

GAME 13

November 28, 1997
Yost Arena

MICHIGAN	4
MINNESOTA	3

College Hockey Showcase

Scoring	1	2	3	OT	F
Minnesota	2	0	1	-	3
Michigan	1	1	2	-	4

1ST PERIOD — **Minn:** Smith (Miskovich, Kraft), 16:39, ppg; **Mich:** Muckalt (Kosick), 16:54, ppg; **Minn:** Miskovich (Anderson, Mills), 17:57, ppg.
2ND PERIOD — **Mich:** Muckalt 2 (Koch, Hutzincker), 2:41.
3RD PERIOD — **Mich:** Crozier (Kosick, Van Ryn), 3:33, ppg; **Mich:** Hayes (unassisted), 10:44, shg; **Minn:** Kraft (Anderson, Miskovich), 11:17, ppg.

Shots on Goal: Minnesota 6-16-10--32, Michigan 11-6-4--21
Power Plays: Minnesota 3-8, Michigan 2-7
Goalies: Minnesota: DeBus (21 shots, 17 svcs), Michigan: Turco (32 shots, 29 svcs)
Penalties: Minnesota 9-18, Michigan 10-20
Att: 6,498

Game Recap: Minnesota's power play snapped to life, as the Golden Gophers scored all three of their goals with the man-advantage. Minnesota led 2-1 after one period of play, but Michigan tied the game on the only even-strength goal of the game in the second period and built a 4-2 lead on Greg Crozier's power-play goal and Bobby Hayes' short-handed goal in the third period. Ryan Kraft converted on the power play at 11:17 to bring the Minnesota within one at 4-3. Stellar goaltending by Michigan's Marty Turco, who turned aside 29 of Minnesota's 32 shots, kept the Golden Gophers from staging a bigger comeback. Aaron Miskovich tallied his second multiple-point game of the season with a goal and two assists.

GAME 14

November 30, 1997
Munn Arena

MICHIGAN STATE	3
MINNESOTA	2

College Hockey Showcase

Scoring	1	2	3	OT	F
Minnesota	0	1	1	-	2
Michigan State	1	1	1	-	3

1ST PERIOD — **MSU:** Ford (Whitten), 11:29.
2ND PERIOD — **MSU:** O'Keefe (Horcoff, Berens), 11:23, ppg; **Minn:** Smith (Kraft, Abrahamson), 18:40.
3RD PERIOD — **MSU:** York (unassisted), 7:09; **Minn:** Smith 2 (Kraft), 17:29.

Shots on Goal: Minnesota 7-11-10--28, Michigan State 8-6-9--23
Power Plays: Minnesota 0-7, Michigan State 1-6
Goalies: Minnesota: DeBus (23 shots, 20 svcs), Michigan State: Alban (28 shots, 26 svcs)
Penalties: Minnesota 12-24, Michigan State 14-36
Att: 6,264

Game Recap: Michigan State ended Minnesota's seven-game win streak against the Spartans, and beat the Golden Gophers for the first time in the College Hockey Showcase (five games). Minnesota extended its losing streak to seven games, tying the most in program history (1951-52; 1/4-1/25). The game was also the seventh one-goal loss overall, sixth one-goal loss of the losing streak and fifth 3-2 loss of the year. MSU built a 2-0 lead on goals by Mike Ford and Kevin O'Keefe before Wyatt Smith countered with a goal late in the second period. The Spartans' Mike York widened the lead to 3-1, but Smith tallied his second goal of the game to close the lead again to one goal. Netminder Chad Alban stopped 26 of 28 shots to seal the win for the Spartans.

GAME 15

December 19, 1997
Marquette Arena

ST. CLOUD STATE	3
MINNESOTA	1

Scoring	1	2	3	OT	F
St. Cloud State	2	0	1	-	3
Minnesota	1	0	0	-	1

1ST PERIOD — **Minn:** Kohn (Anderson), 5:41, ppg; **SCSU:** DeWolf (Maristuen, Rucinski), 7:57, ppg; **SCSU:** Torsson (Maristuen, Molin), 17:47.
2ND PERIOD — No Scoring.
3RD PERIOD — **SCSU:** J. Goulet (DeWolf), 19:48, ppg, eng.

Shots on Goal: St. Cloud State 6-1-2--9, Minnesota 9-18-15--42
Power Plays: Minnesota 1-8, St. Cloud State 2-3
Goalies: St. Cloud State: Leitza (42 shots, 41 svcs), Minnesota: DeBus (8 shots, 6 svcs), Day (0 shots, 0 svcs)
Penalties: St. Cloud State 10-20, Minnesota 6-12
Att: 9,089

Game Recap: Minnesota outshot St. Cloud State 42-9, including a 33-3 margin in the final two periods, but ended up on the short end of a 3-1 margin on the scoreboard. Bill Kohn scored on the power play to give the U of M its only lead and goal of the game early in the first period. SCSU countered with a power-play goal from Josh DeWolf and the eventual game-winning goal from Peter Torsson. 20 of Minnesota's 42 shots came on the power play, including 10 in the third period. Steve DeBus set a Minnesota record and tied a WCHA mark for fewest saves in a game with six.

GAME 16

December 20, 1997
National Hockey Center

ST. CLOUD STATE	4
MINNESOTA	1

Scoring	1	2	3	OT	F
Minnesota	0	0	1	-	1
St. Cloud State	2	1	1	-	4

1ST PERIOD — **SCSU:** Noga (J. Goulet), 5:01, shg; **SCSU:** K. Anderson (Molin, Parrish), 9:25, ppg.
2ND PERIOD — **SCSU:** J. Goulet (Molin, K. Anderson), 1:52, ppg.
3RD PERIOD — **Minn:** M. Anderson (Lyons, Berg), 9:14; **SCSU:** Rucinski (Noga), 18:32, eng.

Shots on Goal: Minnesota 14-4-15--33, St. Cloud State 9-9-5--23
Power Plays: Minnesota 0-5, St. Cloud State 2-5
Goalies: Minnesota: Day (22 shots, 19 svcs), St. Cloud State: Leitza (33 shots, 32 svcs)
Penalties: Minnesota 6-12, St. Cloud State 6-12
Att: 7,051

Game Recap: For the second straight night Minnesota out shot St. Cloud State, this time by a 33-23 margin. Matt Noga put SCSU on top with his short-handed goal, while Keith Anderson made it 2-0 with a power-play goal. Jason Goulet widened the gap to 3-0 with a power-play tally in the second. Mike Anderson finally got the Golden Gophers on the board 9:14 into the third period. It was his sixth point in the last six games, dating back to Nov. 21 against Colorado College.

1997-98 GAME SUMMARIES

GAME 17
December 27, 1997
Mariucci Arena

MINNESOTA	6
BROWN	3

New Dodge Mariucci Classic

Scoring	1	2	3	OT	F
Brown	1	2	0	-	3
Minnesota	1	2	3	-	6

1ST PERIOD — **Minn:** Hankinson (Kohn, Smith), 2:37, ppg; **Brown:** Hoiness (Warrington, Zielinski), 14:41, ppg.

2ND PERIOD — **Brown:** Pratt (Bent), 3:57; **Minn:** Spehar (Smith, Hankinson), 13:02, ppg; **Brown:** Brackenridge (Lawler), 13:39; **Minn:** Spehar 2 (Smith, Hankinson), 17:22, ppg.

3RD PERIOD — **Minn:** Smith (Spehar), 5:15; **Minn:** Lyons (Leimbek), 8:59; **Minn:** Berg (N. Miller, Kohn), 13:33.

Shots on Goal: Brown 3-13-8--24, Minnesota 20-14-13--47

Power Plays: Brown 1-3, Minnesota 3-5

Goalies: Brown: Stirling (47 shots, 41 sv), Minnesota: Marvin (16 shots, 13 sv), DeBus (8 shots, 8 saves)

Penalties: Brown 13-26, Minnesota 11-22

Att: 9,807

Game Recap: Minnesota snapped its nine-game losing streak and had its power-play unit on the mark in a 6-3 win over Brown in the first game of the New Dodge Mariucci Classic. The Golden Gopher power play was successful on three of five chances, including a pair of Dave Spehar goals which tied the score on both occasions. Wyatt Smith had a goal and three assists, tying a Mariucci Classic record for assists and points in a game. Willy Marvin got his first collegiate start making 13 saves on 16 shots in 40:00 played. Minnesota is 4-0-0 against Brown.

GAME 18
December 28, 1997
Mariucci Arena

NORTHEASTERN	4
MINNESOTA	2

New Dodge Mariucci Classic Championship Game

Scoring	1	2	3	OT	F
Northeastern	1	1	2	-	4
Minnesota	0	1	1	-	2

1ST PERIOD — **NU:** Newson (Holeczy), 0:45, shg.

2ND PERIOD — **Minn:** Hankinson (unassisted), 1:03; **NU:** Cummings (Dupont, Mischler), 12:57, ppg.

3RD PERIOD — **NU:** Barclay (Peterman, Robitaille), 2:27, shg; **Minn:** Hankinson 2 (Spehar, Anderson), 8:09, ppg; **NU:** Toews (Holeczy), 15:25.

Shots on Goal: Northeastern 7-11-7--25, Minnesota 13-11-18--42

Power Plays: Northeastern 1-4, Minnesota 1-13

Goalies: Northeastern: Robitaille (42 shots, 40 saves), Minnesota: DeBus (25 shots, 21 sv)

Penalties: Northeastern 21-42, Minnesota 12-24

Att: 9,767

Game Recap: Minnesota could not secure its third consecutive Mariucci Classic title falling 4-2 in a penalty-marred loss to Northeastern. Casey Hankinson contributed the Golden Gophers' only two goals, bringing his weekend totals to three goals and two assists for a career 10 points (5g, 5a) in the Mariucci Classic. A member of this season's New Dodge Mariucci Classic All-Tournament Team, Hankinson is the all-time leading scorer in the annual tournament. Northeastern set a Classic record with 26 penalty minutes in the third period.

GOLDEN GOPHER HOCKEY

Weekly Release & Notes/January 12, 1998

University of Minnesota Men's Athletics
Media Relations Office
Phone: 612.625.4090 • Fax: 612.625.0359
<http://www.gophersports.com>
Hockey Contact: Brad Ruiter

Denver (4-16-0, 3-11-0) at Minnesota (7-13-0, 3-9-0)

Friday, January 16 7:35 p.m. Mariucci Arena Minneapolis, Minn.
Saturday, January 17 7:05 p.m. Mariucci Arena Minneapolis, Minn.

Series Information

Minnesota leads 77-47-8
Last 10 games - Minnesota leads 6-4
First meeting - 1/1/51, Minnesota 10-4
Last meeting - 1/11/97, Denver 5-2
Minnesota's longest win streak - 8
Denver's longest win streak - 10
'90s - MN 22-7-2
'80s - MN 32-12-2
'70s - DU 11-10-1
'60s - DU 5-0-0
'50s - MN 14-11-3

Radio/TV: The Denver-Minnesota series will be broadcast live by KSTP-AM (1500). Saturday's game only will be telecast live by Midwest Sports Channel (MSC).

Golden Gophers Last Weekend:

Minnesota was idle from competition last weekend. The Golden Gophers' last action was a sweep of a nonconference series against Mankato State (6-2, 4-3) at Mariucci Arena.

Pioneers Last Weekend: Denver was also idle from competition last weekend. The Pioneers' last action was a pair of losses at the hands of the Wisconsin Badgers. Denver dropped the first game of the series 5-2 before losing the second game by a 7-3 count.

Series Notes: Doug Woog is 35-13-3 (.716) against DU in 51 career matchups • in 10 of the last 15 games between Minnesota and Denver, the winning team has scored at least five goals • the Pioneers have won four of the last five games at Mariucci Arena • Denver is the only WCHA team to have a winning record against the Golden Gophers in regular season games at the new Mariucci Arena (4-3-1 in eight games) • Minnesota owns the overall edge against DU in the new building (5-4-1), which includes a first-round playoff series (3/11-12/94) • Minnesota's 8-4 win on 11/12/95 launched the team's school-record 19-game unbeaten streak • Minnesota has not visited Denver since a series in the 1995-96 season (1/5-6/96) at DU Arena • before this season, Denver was the last team to sweep Minnesota at home (3-2, 4-3 on 12/10-11/94)

Last Season vs. Denver: The two teams split a series in Minneapolis (MN 3-2 overtime, DU 5-2) in the only two games played in the series last year • then-senior Nick Checco netted the overtime game-winning goal at 1:35 of the extra frame in the 1/10/97 game • the Pioneers jumped out to an early 3-0 lead on the Golden Gophers in the 1/11/97 rematch • Minnesota was whistled for a season high 22 penalties in the second game • Denver's 21 infractions in the 1/11/97 game were a Golden Gopher opponent season high

Team Comparisons (1997-98 season)

Denver		Minnesota
15/93 (.161)	PP	17/115 (.148)
10/63 (.159)	WCHA PP	5/61 (.082)
86/113 (.761)	PK	81/97 (.835)
60/78 (.769)	WCHA PK	47/54 (.870)
1-9-0	Last 10	3-7-0
1-7-0	vs. current Top 10	1-8-0

Career Scoring vs. Denver

Player (games)	G-A-Pts
Casey Hankinson (11)	6-2-8
Ryan Kraft (11)	3-5-8
Jason Godbout (11)	1-3-4
Dave Spehar (2)	1-1-2
Mike Anderson (6)	0-2-2
Bill Kohn (3)	1-0-1
Reggie Berg (6)	0-1-1
Nate Miller (2)	0-1-1
Ben Clymer (2)	0-1-1
Wyatt Smith (6)	0-1-1

Career Scoring Notes: Hankinson scored his first career hat trick in the 7-3 win at Denver on 1/5/96 • Kohn opened the scoring in Minnesota's win last season • Spehar scored unassisted goal in the Minnesota 3-2 win last season • Anderson assisted on Checco's GWG last season

Steve DeBus vs. Denver

Date	W/L	Min	G	A	GAA	SV	SV%
1/11/97	L	57:26	5	5.22	28	.848	
1/10/97	W	61:35	2	1.95	16	.889	
1/6/96	W	60:00	2	2.00	21	.913	
11/12/95	W	60:00	4	4.00	26	.867	
Totals	3-1-0	239:01	13	3.26	91	.875	
<i>At Mariucci Arena (italics)</i>							
3 games	2-1-0	179:01	11	3.69	70	.864	

SCHEDULE/RESULTS

Oct. 10	&vs. Michigan (exhibition)	L 3-2
Oct. 17	MAINE	L 6-1
Oct. 18	MAINE	W 3-2
Oct. 24	@Minn-Duluth	L 5-3
Oct. 25	@Minn-Duluth	W 5-1
Oct. 31	NORTH DAKOTA	W 6-5
Nov. 1	NORTH DAKOTA	L 3-2
Nov. 7	@Wisconsin	W 4-2
Nov. 8	@Wisconsin	L 3-2
Nov. 14	@Alaska-Anchorage	L 3-2
Nov. 15	@Alaska-Anchorage	L 3-2
Nov. 21	COLORADO COLLEGE	L 5-1
Nov. 22	COLORADO COLLEGE	L 4-3 (ot)
Nov. 28	#@Michigan	L 4-3
Nov. 30	@Michigan State	L 3-2
Dec. 19	ST. CLOUD STATE	L 3-1
Dec. 20	@St. Cloud State	L 4-1
Dec. 27	^BROWN	W 6-3
Dec. 28	^NORTHEASTERN	L 4-2
Dec. 30	*HV-71 (exhibition)	L 10-2
Jan. 2	MANKATO STATE	W 6-2
Jan. 3	MANKATO STATE	W 4-3
Jan. 16	DENVER	7:30 p.m.
Jan. 17	DENVER	7 p.m.
Jan. 23	MINN-DULUTH	7:30 p.m.
Jan. 24	MINN-DULUTH	7 p.m.
Jan. 30	@Michigan Tech	6 p.m.
Jan. 31	@Michigan Tech	4 p.m.
Feb. 6	WISCONSIN	7:30 p.m.
Feb. 7	&WISCONSIN	7 p.m.
Feb. 14	@North Dakota	2 p.m.
Feb. 15	@North Dakota	2 p.m.
Feb. 20	ALASKA-ANCHORAGE	7:30 p.m.
Feb. 21	ALASKA-ANCHORAGE	7:30 p.m.
Feb. 27	@Colorado College	8:30 p.m.
Feb. 28	@Colorado College	8 p.m.
Mar. 6	@St. Cloud State	7 p.m.
Mar. 7	ST. CLOUD STATE	7 p.m.
Mar. 13-15	WCHA PLAYOFFS	TBA
Mar. 19-21	WCHA Final Five Milwaukee, Wis.	
Mar. 27-29	NCAA Regional Ann Arbor/Albany	
Apr. 2-4	NCAA Championships Boston	
^-Mariucci Classic (at Mariucci Arena)		
&-Target Center #-College Hockey Showcase		



CHECKS & POINTS

Team Notes

Doug Woog's WCHA Milestone Games

Game	Date/Opp	Result
1	10/18/85 Michigan Tech	W 3-0
100	2/6/88 @Wisconsin	L 2-1
200	10/19/91 @Minn-Duluth	L 7-4
300	11/5/94 @St. Cloud State	W 5-2
400	Friday vs. Denver	

The Golden Gophers claimed their first series sweep of the 1997-98 season with the wins against Mankato State on Jan. 2-3 at Mariucci Arena. Minnesota skated just nine forwards and five defensemen in the Jan. 3 game against the Mavericks

The team that reaches three goals first has won 18 of Minnesota's 20 games this season

Minnesota has outshot its opponents in nine straight games, including a margin of 192-106 in the last five contests

Minnesota won for the first time this season when its opponents score first with the Jan. 3 win against Mankato State. The Golden Gophers are 6-5-0 when scoring first and 1-8-0 when their opponents score first

Minnesota has scored 18 goals in its last four games (team record 3-1) after scoring just 17 total goals during its nine-game losing skid

The Golden Gophers have equal or less penalties than their opponent in 16 of 20 games this season

In the third period of the last seven games, Minnesota has enjoyed 29:12 of power-play time with 32 shots on goal while its opponents have been held to just two shots on goal in only 6:01 of power-play time

Minnesota is 6-0-0 when scoring four or more goals, but just 1-13-0 when scoring three or less goals this season

Minnesota took 16 penalties in the opening game of the Mankato State series, a season high in that category. The six goals in that game also tied a season high, matched in the wins against Brown (12/27) and North Dakota (10/31). The three second-period goals in the 6-2 win were the most in the middle frame for the Maroon and Gold in 1997-98, and tied a season high for most in any period

Individual Notes

#4 Dylan Mills

Fr., 5-11, 220, Duluth, Minn.

√ Scored back-to-back multiple-point games against Mankato State (two assists each night)

√ Leads freshmen in scoring (1-7--8)

#5 Ryan Trebil

So., 6-1, 206, Bloomington, Minn.

√ Was a +3 in the Mankato State series

#7 Ryan Kraft

Sr., 5-9, 190, Moorhead, Minn.

√ Had a career-high 12 shots on goal, most coming after sustaining a broken bone in his hand, in the 12/19 loss to SCSU

√ Is just nine points shy of becoming the 22nd member of the Golden Gopher 150-Point Club (53-88--141)

#9 Casey Hankinson

Sr., 6-1, 202, Edina, Minn.

√ Has 19-25--44 in Minnesota's last 35 wins and just 5-4--9 in the team's last 26 losses and a tie

√ Career numbers of 47-49--96 in 134 games as a Golden Gopher

√ Has 5-3--8 in the last four games with at least one goal in each contest after starting the season with 2-2--4 in 16 games

√ Fourth place on the all-time U of M penalty minute list (317) behind brother Ben (400, third)

#10 Mike Anderson

Jr., 6-1, 200, Bloomington, Minn.

√ Has registered a point in seven of the last nine games (4-5--9 in that span)

√ Was a +2 in the weekend series against Mankato State

#11 Dave Spehar

So., 5-7, 185, Duluth, Minn.

√ Scored goals in three of the last four games (4-2--6 in those contests), and also has a four-game point scoring streak

√ Second on the team in goals (8) and scoring (16)

√ Scored on 14 percent of his shots on goal, second on the team in that category

√ Has 23 shots on goal in his last four games after just 34 shots on goal in the season's first 16 games

#13 Nate Miller

So., 6-2, 199, Anoka, Minn.

√ Is a +3 in his last five games

#17 Wyatt Smith

Jr., 5-11, 197, Warroad, Minn.

√ Tallied 2-4--6 in the Mankato State series (1-2--3 in each game)

√ Leads the team in goals (11), assists (12), total points (23), multiple-point games (seven), and goal percentage of shots on goal (14.7)

√ Totals of 23-23--46 in his last 39 games

√ Has 14 career multiple-point games, 11 of them in his last 30 games

√ Has figured in 10 of Minnesota's last 18 goals (3-7--10)

√ Totalled 15 points this season in Minnesota's seven wins, but just eight points in the team's 13 losses

#18 Aaron Miskovich

Fr., 5-11, 190, Grand Rapids, Minn.

√ Returns to the lineup this weekend after a stint with the U.S. Junior National Team

#19 Reggie Berg

Jr., 5-11, 182, Anoka, Minn.

√ Fourth on the team in scoring (7-8--15)

√ Pacing Minnesota this season with 85 shots on goal through 20 games

√ Minnesota is 18-1-0 in his career when he scores more than one point in a game

√ Has scored a point in four of his last five games

#21 Mike Lyons

So., 6-0, 204, St. Paul, Minn.

√ Is a +2 in his last five games

√ Scored a point in three of his last five contests

#28 Matt Leimbek

Fr., 5-9, 186, Rochester, Minn.

√ Is the only Golden Gopher with a positive +/- rating (+1) through the season's first 20 games

#29 Rico Pagel

So., 5-11, 190, Minnetonka, Minn.

√ Was a +2 in the Mankato State series

#34 Steve DeBus

Sr., 5-9, 177, Rochester, Minn.

√ Credited with the win in the 1/2/97 game against Mankato State, stopping 22 of 24 shots

#35 Erik Day

Fr., 5-9, 205, Elk River, Minn.

√ Notched his first win of the season in the final game of the Mankato State series, smothering 21 of 24 shots

All-Time Record

Minnesota owns an all-time record of 1,295-725-104 (.634) in 76-plus seasons of hockey (2,124 games)

1997-98 WCHA STANDINGS/THIS WEEK'S SCHEDULE

Team (Overall Record)	GP	W	L	T	Pts	GF	GA	GDiff
1. St. Cloud State (12-4-2)	14	11	2	1	23	52	31	+21
2. North Dakota (14-3-1)	14	10	3	1	21	59	34	+25
Wisconsin (13-6-1)	14	10	3	1	21	54	35	+19
4. Colorado College (11-7-2)	14	7	6	1	15	47	46	+1
5. Michigan Tech (11-10-2)	16	6	9	1	13	45	56	-11
6. Alaska-Anchorage (5-12-3)	16	5	9	2	12	28	41	-13
7. Minnesota-Duluth (10-11-1)	14	5	8	1	11	31	46	-15
8. Minnesota (7-13-0)	12	3	9	0	6	32	41	-9
Denver (4-16-0)	14	3	11	0	6	41	59	-18

Friday, January 16

Colorado College @ Alaska-Anch.
Denver @ Minnesota
Michigan Tech @ North Dakota
St. Cloud State @ Minn.-Duluth
**Nebraska-Omaha @ Wisconsin

Saturday, January 17

Colorado College @ Alaska-Anch.
Denver @ Minnesota
Michigan Tech @ North Dakota
St. Cloud State @ Minn.-Duluth

Sunday, January 18

**Wisconsin @ Nebraska-Omaha
**-nonconference game

Safe At Home??

The following chart illustrates the breakdown of home and road league games remaining for WCHA teams. In games through Jan. 11, home teams actually have a losing record in league contests (28-32-4, .469)

Team (WCHA home record)	Home	Away
St. Cloud State (3-1-1)	9	5
North Dakota (6-2-0)	6	8
Wisconsin (4-3-1)	6	10
Colorado College (3-3-1)	7	7
Michigan Tech (3-5-0)	6	6
Alaska-Anchorage (3-4-1)	6	6
Minnesota-Duluth (2-4-0)	8	6
Minnesota (1-4-0)	9	7
Denver (3-6-0)	5	9

Woog's Window

Minnesota Head Coach Doug Woog has produced unparalleled numbers as the man behind the Golden Gopher bench over the last 12 seasons. Entering Friday's game, Woog has a career record of 364-159-31 (.685) overall and a WCHA mark of 261-109-29 (.690). Minnesota has appeared in the NCAA Tournament in each of Woog's 12 seasons and has finished first or second in the WCHA in 11 of his 12 campaigns. Among Woog's regular media appearances are: WCCO-AM (830) with Moose Miller, Mondays and Fridays at 5:35 p.m. KSTP-AM (1500) with Pat Reusse and Joe Soucheray, Saturday mornings at 11 a.m., Mondays at a to be determined time, and the postgame show. KARE-TV (Ch. 11) Gopher Sports Extra on selected Saturdays during the 1997-98 season.

Injury Update

Sophomore F Cory Miller (Bloomington, Minn.) underwent successful surgery on his right knee earlier this week and has begun his rehabilitation. He is expected to be sidelined three to four weeks. Junior D Bill Kolm (Roseville, Minn.) is questionable for this weekend's series against Denver. Kolm is recovering from a concussion he suffered in the Dec. 28 game against Northeastern. Senior co-captain Ryan Kraft (Moorhead, Minn.) is probable for return to action this weekend after having missed the last five games due to a broken bone in his hand. Sophomore D Ben Clymer (Bloomington, Minn.) and senior D Jason Godbout (Woodbury, Minn.) are both progressing well with individual rehabilitations after their respective surgeries (Clymer-shoulder; Godbout-elbow). Clymer is still expected to be on the shelf for the remainder of the 1997-98 season, with Godbout on course for an early February return to action. Sophomore F Dave Spehar (Duluth, Minn.), senior F Casey Hankinson (Edina, Minn.), and junior F Wyatt Smith (Warroad, Minn.) are all expected to be back to 100 percent after suffering nagging injuries in the Mankato State series.

Cutting The Mistakes: A positive to this point of the season is the reduction in the number of penalties and penalty minutes taken by the Golden Gophers. Through 20 games last season, Minnesota logged 533 minutes in the penalty box. This season, the team has cut that figure to 409 minutes (average reduction of over six minutes per game).

The Last Time

Minnesota Swept A Road Series:

January 24-25, 1997 @ Michigan Tech (5-2, 8-4)

Minnesota Was Swept In A Road Series:

November 14-15, 1997 @ Alaska-Anchorage (3-2, 3-2)

Minnesota Swept A Home Series: January 2-3, 1998 vs. Mankato State (6-2, 4-3)

Minnesota Was Swept In A Home Series:

November 21-22, 1997 vs. Colorado College (5-1, 4-3 ot)

Minnesota Shut Out An Opponent: February 22, 1997 @ Colorado College (Steve DeBus, 3-0)

An Opponent Shut Out Minnesota: March 4, 1995 @ St. Cloud State (Brian Leitza, 3-0)

Minnesota Player Scored A Hat Trick: March 1, 1997 (Ryan Kraft, 7-3 Minnesota win)

Minnesota Player Scored A Natural Hat Trick: December 30, 1994 @ Mariucci Arena vs. Yale (Ryan Kraft, 6-2 Minnesota win)

An Opponent Scored A Hat Trick: February 1, 1997 @ North Dakota (Jason Blake, 6-2 Minnesota loss)

Minnesota Player Scored Four Goals In A Game: November 9, 1996 vs. North Dakota (Casey Hankinson, 10-6 Minnesota win)

Minnesota Had 50 or More Shots On Goal In A Game: March 14, 1997 vs. St. Cloud State at WCHA Final Five (52 shots, 5-4 Minnesota overtime win)

Opponent Had 50 or More Shots On Goal In A Game: January 31, 1997 @ North Dakota (51 shots, 6-4 Minnesota loss)

Minnesota Player Scored A Shorthanded Goal: January 3, 1998 vs. Mankato State (Wyatt Smith, 4-3 Minnesota win)

Minnesota Won In Overtime: March 11, 1997 vs. St. Cloud State at WCHA Final Five (5-4)

Minnesota Lost In Overtime: November 22, 1997 vs. Colorado College (4-3)

Minnesota Tied In Overtime: February 21, 1997 @ Colorado College (3-3)

Minnesota Scored 10 Goals Or More In A Game: November 9, 1996 vs. North Dakota (10-6 Minnesota win)

Opponent Scored 10 Goals Or More In A Game: January 30, 1993 @ Michigan Tech (10-2 Minnesota loss)

TEAM SEASON HIGHS/LOWS

MOST GOALS/GAME	(6) 10/31 vs. North Dakota; 12/27 vs. Brown; 1/2 vs. Mankato State
LEAST GOALS/GAME	(1) 10/17 vs. Maine; 11/21 vs. Colorado College; 12/19 & 12/20 vs. St. Cloud St.
MOST ASSISTS/GAME	(10) 10/31 vs. North Dakota; 12/27 vs. Brown
LEAST ASSISTS/GAME	(0) 11/21 vs. Colorado College
MOST GOALS AGAINST/GAME	(6) 10/17 vs. Maine
LEAST GOALS AGAINST/GAME	(1) 10/25 @ UMD
MOST ASSISTS AGAINST/GAME	(10) 10/17 vs. Maine; 10/31 vs. North Dakota
LEAST ASSISTS AGAINST/GAME	(2) 10/18 vs. Maine; 10/25 @ UMD
MOST GOALS/PERIOD	(3) three times, most recent-2nd period, 1/2 vs. Mankato State
MOST GOALS AGAINST/PERIOD	(3) 2nd, 10/24 @ UMD; 3rd, 10/31 & 11/1 vs. North Dakota
MOST SHOTS ON GOAL/GAME	(47) 12/27 vs. Brown
LEAST SHOTS ON GOAL/GAME	(22) 11/21 vs. Colorado College
MOST SHOTS AGAINST/GAME	(44) 10/24 @ UMD
LEAST SHOTS AGAINST/GAME	(9) 12/19 vs. St. Cloud State
MOST SHOTS ON GOAL/PERIOD	(20) 1st, 12/27 vs. Brown
MOST SHOTS AGAINST/PERIOD	(16) 1st, 10/17 vs. Maine; 2nd, 10/24 @ UMD; 2nd, 10/31 vs. No. Dak.
MOST PENALTIES/GAME	(16) 1/2 vs. Mankato State
LEAST PENALTIES/GAME	(5) 10/17 & 10/18 vs. Maine
MOST PIM/GAME	(36) 10/25 @ UMD
LEAST PIM/GAME	(10) 10/18 vs. Maine
MOST OPP. PENALTIES/GAME	(21) 12/28 vs. Northeastern
LEAST OPP. PENALTIES/GAME	(4) 10/31 vs. North Dakota
MOST OPP. PIM/GAME	(42) 12/28 vs. Northeastern
LEAST OPP. PIM/GAME	(8) 10/31 vs. North Dakota

DID YOU KNOW...

Minnesota has not been shut out in its last 113 games (last time, March 4, 1995, 3-0 at St. Cloud State), and in that same span of time has shut out its opponent on 10 occasions • Minnesota has just one tie in its last 87 games, a 3-3 deadlock on Feb. 21, 1997 at Colorado College. The last time Minnesota finished 65 minutes tied at Mariucci Arena was Feb. 25, 1995 (5-5) against North Dakota. Minnesota owns a 8-10-1 (.447) record on Jan. 16 in school history, with a 15-7-2 (.667) mark on Jan. 17 • Minnesota has played just one conference series since a Nov. 21-22 league encounter against Colorado College • Minnesota owns a record of 3-7 in one-goal games. Last season, Minnesota was 7-5 in 12 one-goal games. Before this season, the program was 58-28 (.674) in its previous 86 one-goal games • Minnesota does not host Michigan Tech or travel to Denver this season • Minnesota has allowed three or less goals in 12 of 20 games this season, but has just a 6-6-0 record in those games to show for it. Last season, Minnesota was an impressive 23-3-1 when surrendering three or less goals • Minnesota has taken the same amount or fewer penalties than its opponents in 16 of 20 games this season • entering the Mankato State series, the Golden Gophers had been outscored 22-12 in the second period this season. The team turned their middle frame fortunes around by outscoring the Mavericks 5-2 in the second period in posting two wins • Minnesota is 69-7-2 (.897) the last three-plus seasons when leading after two periods

LOOKING AHEAD...

Golden Gophers Host Bulldogs Next Weekend: Minnesota will enjoy another home WCHA weekend next Friday and Saturday as they play host to the University of Minnesota-Duluth Bulldogs at Mariucci Arena. Friday's game begins at 7:35 p.m. with Saturday's rematch facing off at 7:05 p.m. Both games can be seen and heard on Midwest Sports Channel and KSTP-AM 1500.

1997-98 WCHA WEEKLY HONORS

(date indicates when the award was announced)

OFFENSIVE PLAYER OF THE WEEK	
November 10	Reggie Berg
DEFENSIVE PLAYER OF THE WEEK	
October 27	Steve DeBus
ROOKIE OF THE WEEK	
November 3	Aaron Miskovich

MULTIPLE-POINT GAMES

Player(games)	Last Time	Record
Smith (7)	1/3 vs. Mankato St. (1g, 2a)	5-2-0
Anderson (4)	11/28 @ Michigan (2a)	1-3-0
Berg (3)	11/7 @ UW (2g, 2a)	2-1-0
Hankinson (3)	1/2 vs. Mankato St. (1g, 1a)	2-1-0
Kraft (3)	11/30 @ Mich State (2a)	1-2-0
Mills (3)	1/3 vs. Mankato St. (2a)	3-0-0
Miskovich (2)	11/28 vs. Michigan (1g, 2a)	1-1-0
Spehar (2)	12/27 vs. Brown (2g, 1a)	2-0-0
Kohn (1)	12/27 vs. Brown (2a)	1-0-0
Westrum (1)	10/31 vs. UND (2g)	1-0-0

Minnesota's Record When In 1997-98

Overall Record	7-13-0
WCHA Record	3-9-0
Home Record	5-6-0
Road Record	2-7-0
Neutral Site Record	0-0-0
Last 20 Games	7-13-0
Last 10 Games	3-7-0
Last 5 Games	3-2-0
Power Play	17 of 115 (.148)
Penalty Kill	81 of 97 (.835)
Scoring A Power-Play Goal	6-5-0
Not Scoring A Power-Play Goal	1-8-0
Allowing A Power-Play Goal	4-8-0
Not Allowing A Power-Play Goal	3-5-0
Scoring A Short-Handed Goal	2-0-0
Allowing A Short-Handed Goal	0-5-0
Penalties/Avg. Per Game	184/9.2
Penalty Minutes/Avg. Per Game	409/20.5
10 Or More Penalties	4-7-0
Less Than 10 Penalties	3-6-0
More Penalties Than Opponent	2-2-0
Less Penalties Than Opponent	4-7-0
Same Amount Of Penalties	1-4-0
In One-Goal Games	3-7-0
In Two-Goal Games	1-3-0
In Three-Goal or More Games	3-3-0
In Overtime Games	0-1-0
Scoring 4 or More Goals	6-0-0
Scoring 3 or More Goals	7-3-0
Scoring 2 or Less Goals	0-10-0
Allowing 4 or More Goals	1-7-0
Allowing 3 or Less Goals	6-6-0
Scoring First	6-5-0
Opponents Score First	1-8-0
Leading After One Period	5-2-0
Trailing After One Period	0-7-0
Tied After One Period	2-4-0
Leading After Two Periods	5-2-0
Trailing After Two Periods	0-9-0
Tied After Two Periods	2-2-0
Having 10-19 Shots On Goal	0-0-0
Having 20-29 Shots On Goal	2-2-0
Having 30-39 Shots On Goal	4-7-0
Having 40 or more Shots On Goal	1-4-0
Allowing Less Than 10 Shots On Goal	0-1-0
Allowing 10-19 Shots On Goal	0-0-0
Allowing 20-29 Shots On Goal	5-9-0
Allowing 30-39 Shots On Goal	2-2-0
Allowing 40 or more Shots On Goal	0-1-0
Outshooting Opponent	5-8-0
Opponent Outshoots Minnesota	2-5-0
Shots Are Even	0-0-0
October	3-2-0
November	1-8-0
December	1-3-0
January	2-0-0
February	0-0-0
March	0-0-0
First Game Of A Series	4-6-0
Second Game Of A Series	3-7-0
Series Record	1-4-5
Games Following A Win	2-4-0
Games Following A Loss	5-9-0
Games Following A Tie	0-0-0

University of Minnesota
1997-98 Men's Ice Hockey Statistics
Record: 7-13/ 3- 9 WCHA

Golden Gophers	GP/ GS	G	A	Pts +/-	Sht	Sht %	Pen/	Min	PP	SH	EN	GW	GT	HT
Wyatt Smith	20/ 13	11	12	23 0	75	14.7	16/	32	1	1	0	2	0	0
Dave Spehar	20/ 8	8	8	16 -3	57	14.0	4 /	8	4	0	0	0	0	0
Mike Anderson	20/ 10	6	10	16 -1	75	8.0	14/	36	1	0	1	0	0	0
Reggie Berg	20/ 9	7	8	15 -5	85	8.2	12/	35	2	0	0	1	0	0
Casey Hankinson	20/ 7	7	5	12 -12	70	10.0	20/	51	4	0	0	0	0	0
Ryan Kraft	15/ 8	2	10	12 -3	61	3.3	1 /	2	1	0	0	1	0	0
Bill Kohn	18/ 17	3	6	9 -2	28	10.7	16/	43	1	0	0	0	0	0
Dylan Mills	20/ 6	1	7	8 -2	24	4.2	7 /	14	0	0	0	0	0	0
Aaron Miskovich	14/ 1	3	4	7 -6	27	11.1	6 /	12	1	1	0	0	0	0
Nate Miller	20/ 2	2	5	7 -5	31	6.5	10/	20	0	0	0	0	0	0
Mike Lyons	19/ 2	1	6	7 -2	18	5.6	15/	30	0	0	0	0	0	0
Erik Westrum	20/ 1	3	1	4 -9	35	8.6	10/	20	0	0	1	1	0	0
Rico Pagel	20/ 1	2	2	4 -4	26	7.7	5 /	10	1	0	0	2	0	0
Brett Abrahamson	20/ 14	1	3	4 -4	16	6.3	10/	20	0	0	0	0	0	0
Matt Leimbek	17/ 0	0	4	4 1	8	0.0	2 /	4	0	0	0	0	0	0
Ryan Trebil	20/ 0	1	1	2 -3	10	10.0	18/	36	0	0	0	0	0	0
Jason Godbout	11/ 0	1	0	1 -4	10	10.0	3 /	6	1	0	0	0	0	0
Stuart Senden	20/ 0	0	1	1 -1	11	0.0	5 /	10	0	0	0	0	0	0
Ben Clymer	1/ 1	0	0	0 -1	5	0.0	1 /	2	0	0	0	0	0	0
Cory Miller	11/ 0	0	0	0 0	3	0.0	3 /	6	0	0	0	0	0	0
Steve DeBus	18/ 16	0	0	0 0	1	0.0	1 /	2	0	0	0	0	0	0
Erik Day	5/ 3	0	0	0 0	0	0.0	1 /	2	0	0	0	0	0	0
Willy Marvin	2/ 1	0	0	0 0	0	0.0	0 /	0	0	0	0	0	0	0
Golden Gophers	20/ 20	59	93	152	676	8.7	184/	409	17	2	2	7	0	0
Opponents	20/ 20	68	101	169	532	12.8	201/	418	16	6	3	13	0	0

Bench Penalties: Golden Gophers 4 (8 Minutes); Opponents 4 (8 Minutes)
Power Play: Golden Gophers 17/115 (14.8%); Opponents 16/97 (16.5%);

Goaltending Statistics

Golden Gophers	GP/ GS	Min	GAA	W	L	T	ENG	Sho	GA	Sv	Sv %
Erik Day	5 / 3	169:33	2.83	1	1	0	1	0	8	58	.879
Steve DeBus	18 / 16	970:39	3.34	6	12	0	1	0	54	392	.879
Willy Marvin	2 / 1	48:21	3.72	0	0	0	1	0	3	16	.842
Golden Gophers	20 / 20	1188:33	3.28	7	13	0	3	0	65	466	.878
Opponents	20 / 20	1198:17	2.85	13	7	0	2	0	57	617	.915

Statistics by Period

Goals	1	2	3	OT	Tot	Penalties	1	2	3	OT	Tot
Golden Gophers	20	17	22	0	59	Golden Gophers	59	60	65	0	184
Opponents	18	24	25	1	68	Opponents	60	66	75	0	201
Shots	1	2	3	OT	Tot	Penalty Minutes	1	2	3	OT	Tot
Golden Gophers	222	240	212	2	676	Golden Gophers	129	131	149	0	409
Opponents	186	183	163	2	534	Opponents	128	140	150	0	418

STATS BREAKDOWN

MINNESOTA ON THE POWER PLAY BY PERIOD

1st Period			2nd Period			3rd Period/*OT		
Date-Opp.	PP Time	Shots/Goals	Date-Opp.	PP Time	Shots/Goals	Date-Opp.	PP Time	Shots/Goals
10/17-MAINE	2:00	3/0	10/17-MAINE	4:00	4/0	10/17-MAINE	1:13	1/0
10/18-MAINE	2:00	1/0	10/18-MAINE	4:38	2/0	10/18-MAINE	1:41	1/1
10/24-@UMD	6:10	3/0	10/24-@UMD	3:50	1/0	10/24-@UMD	:43	2/0
10/25-@UMD	3:00	2/0	10/25-@UMD	0	--	10/25-@UMD	:24	1/1
10/31-UND	2:00	2/0	10/31-UND	:40	1/0	10/31-UND	1:20	2/0
11/1-UND	4:00	4/0	11/1-UND	5:48	5/0	11/1-UND	:33	1/1
11/7-@Wisconsin	2:00	1/0	11/7-@Wisconsin	4:50	5/1	11/7-@Wisconsin	2:36	1/0
11/8-@Wisconsin	8:00	9/0	11/8-@Wisconsin	4:00	5/0	11/8-@Wisconsin	0	--
11/14-@UAA	2:00	3/0	11/14-@UAA	5:22	3/0	11/14-@UAA	3:54	2/0
11/15-@UAA	0	--	11/15-@UAA	4:01	3/0	11/15-@UAA	1:26	2/1
11/21-CC	0:37	1/0	11/21-CC	4:39	4/0	11/21-CC	0	--
11/22-CC	4:00	2/0	11/22-CC	3:37	2/0	*11/22-CC	0	--
11/28-@Michigan	3:51	4/2	11/28-@Michigan	4:44	3/0	11/28-@Michigan	3:53	3/1
11/30-@Mich State	1:51	0/0	11/30-@Mich State	2:00	5/0	11/30-@Mich State	4:58	1/0
12/19-SCSU	4:32	3/1	12/19-SCSU	1:50	7/0	12/19-SCSU	7:21	10/0
12/20-@SCSU	4:00	3/0	12/20-@SCSU	2:33	0/0	12/20-@SCSU	:20	0/0
12/27-BROWN	3:12	9/1	12/27-BROWN	2:50	2/2	12/27-BROWN	2:00	0/0
12/28-N'EASTERN	6:02	8/0	12/28-N'EASTERN	5:40	4/0	12/28-N'EASTERN	10:33	18/1
1/2-MANKATO ST	4:48	8/1	1/2-MANKATO ST	2:23	1/1	1/2-MANKATO ST	2:00	1/0
1/3-MANKATO ST	4:51	6/2	1/3-MANKATO ST	3:14	1/0	1/3-MANKATO ST	2:00	2/0
TOTAL	64:54	72/7	TOTAL	70:39	58/4	TOTAL	46:55	48/6

MINNESOTA ON THE PENALTY KILL BY PERIOD

1st Period			2nd Period			3rd Period/*OT		
Date-Opp.	PP Time	Shots/Goals	Date-Opp.	PP Time	Shots/Goals	Date-Opp.	PP Time	Shots/Goals
10/17-MAINE	0	--	10/17-MAINE	2:48	2/1	10/17-MAINE	7:00	2/1
10/18-MAINE	2:00	0/0	10/18-MAINE	2:00	1/0	10/18-MAINE	3:15	3/1
10/24-@UMD	6:00	4/0	10/24-@UMD	2:00	0/0	10/24-@UMD	2:51	7/1
10/25-@UMD	5:00	0/0	10/25-@UMD	2:58	7/1	10/25-@UMD	2:00	0/0
10/31-UND	2:06	0/0	10/31-UND	6:54	6/0	10/31-UND	4:00	1/0
11/1-UND	2:52	2/0	11/1-UND	3:48	2/0	11/1-UND	0	--
11/7-@Wisconsin	2:00	3/0	11/7-@Wisconsin	4:00	1/0	11/7-@Wisconsin	4:00	5/0
11/8-@Wisconsin	6:39	6/0	11/8-@Wisconsin	2:39	3/0	11/8-@Wisconsin	0	--
11/14-@UAA	6:45	4/0	11/14-@UAA	0	--	11/14-@UAA	1:54	1/0
11/15-@UAA	4:00	3/0	11/15-@UAA	1:25	2/0	11/15-@UAA	0	--
11/21-CC	2:00	0/0	11/21-CC	3:16	2/0	11/21-CC	:50	0/0
11/22-CC	4:00	3/0	11/22-CC	6:00	4/0	*11/22-CC	3:26	4/1
11/28-@Michigan	3:43	3/1	11/28-@Michigan	6:00	2/0	11/28-@Michigan	1:09	2/1
11/30-@Mich State	5:51	1/0	11/30-@Mich State	2:33	1/1	11/30-@Mich State	--	--
12/19-SCSU	:56	1/1	12/19-SCSU	0	--	12/19-SCSU	3:56	1/1
12/20-@SCSU	1:48	4/1	12/20-@SCSU	3:14	1/1	12/20-@SCSU	1:15	0/0
12/27-BROWN	3:39	1/1	12/27-BROWN	:30	0/0	12/27-BROWN	--	--
12/28-N'EASTERN	3:03	1/0	12/28-N'EASTERN	3:59	4/1	12/28-N'EASTERN	--	--
1/2-MANKATO ST	5:18	7/0	1/2-MANKATO ST	4:30	1/0	1/2-MANKATO ST	:50	1/0
1/3-MANKATO ST	2:00	3/0	1/3-MANKATO ST	6:42	3/1	1/3-MANKATO ST	--	--
TOTAL	69:40	46/4	TOTAL	65:16	42/6	TOTAL	35:36	26/6

Power Play Recap--Last Series

	Mankato	Minn
Total Time	19:20	19:16
Shots On Goal	15	19
Goals Scored	1	4
Score % On Shots	.067	.211

Power Play Recap--Season

	Opp	Minn
Total Time	171:22	182:28
Shots On Goal	115	178
Goals Scored	16	17
Score % On Shots	.139	.096

STATS BREAKDOWN

Penalty/Penalty Minute Breakdown (number in parenthesis indicates opponents goals as a result)

Penalty	1st Period	2nd Period	3rd Period	Overtime	Total
Boarding	--	--	--	--	0/0
Charging	--	2/4	--	--	2/4
Checking From Behind	1/5	1/5	1/5 (1)	--	3/15 (1)
Cross Checking	3/6	5/10 (1)	3/6 (1)	--	11/22 (2)
Delay of Game	--	--	--	--	0/0
Elbowing	1/2	1/2	1/2	--	3/6
Fighting	--	--	--	--	0/0
Game Misconduct	1/10	1/10	1/10	--	3/30
Gross Misconduct	--	--	--	--	0/0
High Sticking	--	1/2	2/4	--	3/6
Holding	10/20 (1)	8/16	5/10 (1)	--	23/46 (2)
Hooking	5/10 (1)	2/4 (1)	1/2 (1)	--	8/16 (3)
Instigating	--	--	--	--	0/0
Interference	10/20 (1)	2/4	1/2	--	13/26 (1)
Kneeing	--	--	--	--	0/0
Misconduct	--	--	1/10	--	1/10
Roughing	13/26	20/40 (2)	38/76	--	71/130 (2)
Slashing	6/12 (1)	8/16	6/12 (1)	--	20/40 (2)
Spearing	--	--	--	--	0/0
Tripping	4/8	5/10 (2)	--	--	9/18 (2)
Unsports. Conduct	1/2	--	1/2	--	2/4
Too Many Men	--	1/2	2/4 (1)	--	3/6 (1)
Hit After Whistle	1/2	--	--	--	1/2
Butt Ending	--	--	--	--	0/0
Game DQ	--	--	--	--	0/0
Holding the Stick	2/4	3/6	1/2	--	6/12
Bench	1/2	--	--	--	1/2
Other	--	--	1/2	--	1/2
TOTAL	59/129 (4)	60/131 (6)	65/149 (6)	--	184/409 (16)

Golden Gophers On The Airwaves

KSTP-AM 1500: KSTP is back as the Golden Gophers' official radio home for the 1997-98 season. Dan Terhaar calls the action with former Golden Gopher and North Stars head coach Glen Sonmor handling color commentary. KSTP's Robb Leer offers pregame, intermission and postgame interviews. KSTP-AM 1500 is slated to cover all Golden Gopher games during the 1997-98 season.

Midwest Sports Channel: MSC will broadcast 28 Golden Gopher hockey regular-season games in 1997-98, including the Dodge/Mariucci Classic in addition to the 1998 WCHA Final Five. Frank Mazzocco and Tom Reid will once again handle the broadcast duties. Ryan Lefebvre will anchor the pregame show and conduct the between period interviews. MSC's pregame lineup for Golden Gopher hockey will include the "Doug Woog Show" one hour before game time, and MSC Sports Connection, which will air one half-hour before faceoff.

WCHA Championships

Regular Season

1953, 1954, 1970

1975, 1981, 1983

1988, 1989, 1992, 1997

Playoff

1983, 1993, 1994, 1996

NCAA Championships

1974, 1976, 1979

GOLDEN GOPHER HOCKEY

Weekly Release & Notes/January 19, 1998

University of Minnesota Men's Athletics
Media Relations Office
Phone: 612.625.4090 • Fax: 612.625.0359
<http://www.gophersports.com>
Hockey Contact: Brad Ruitter

Minnesota-Duluth (12-11-1, 7-8-1) at Minnesota (8-14-0, 4-10-0)

Friday, January 23 7:35 p.m. Mariucci Arena Minneapolis, Minn.
Saturday, January 24 7:05 p.m. Mariucci Arena Minneapolis, Minn.

Series Information

Minnesota leads 100-54-9
Last 10 games - Minnesota leads 7-3-0
First meeting - 12/13/52, MN 14-2
Last meeting - 10/25/97, MN 5-1
Minnesota's longest win streak - 12
Minnesota-Duluth's longest win streak - 4
'90s - MN 23-9-2
'80s - MN 27-21-3
'70s - MN 30-15-3
'60s - MN 19-9-1
'50s - MN 1-0-0
Exhibition games - MN 1-0-0

Radio/TV: The UMD/Minnesota series will be broadcast live by KSTP-AM (1500). Both games will be telecast live by Midwest Sports Channel (MSC).

Golden Gophers Last Weekend:

Minnesota split a weekend series against Denver at Mariucci Arena. The Pioneers claimed victory on Friday night (5-2) before the Golden Gophers rebounded to win by the same score on Saturday.

Bulldogs Last Weekend: Minnesota-Duluth leaped from seventh place to fifth place in the conference standings after a sweep of St. Cloud State in Duluth. The Bulldogs won 8-4 on Friday and completed the sweep with a 4-1 win Saturday.

Last Season vs. UMD At Mariucci: The two teams split their mid-February series at Mariucci Arena last season. The Bulldogs came to town and promptly handed Minnesota their biggest home loss of the year (8-4) in the Friday night tilt. The Golden Gophers responded by blasting UMD (7-1) in Saturday's rematch.

Series Notes: Minnesota leads the series 27-15-2 (.636) in games played in the month of January • Doug Woog is 45-14-2 (.754) in 61 career games against the Bulldogs • Minnesota has killed 83 of the last 90 (.922) UMD power-play attempts in a span covering the last three-plus seasons • the Golden Gophers are 9-1-2 in 12 games decided by one goal or less in the '90s • Minnesota has opened the road portion of its schedule in Duluth each of the last two seasons • the Bulldogs have scored 13 second period goals in their last three wins in the series • 27 of the 52 goals scored in the last six games in the series have been in the second period

Earlier This Season vs. The Bulldogs:

Minnesota scored its largest goal-differential win in WCHA play this season by downing UMD 5-1 in the second game of a late-october series in Duluth. The Bulldogs handed the Golden Gophers a two-goal loss (5-3) in the opening game of Minnesota's first road series of the season.

Team Comparisons (1997-98 season)

Minnesota-Duluth	PP	WCHA PP	Minnesota	PP	WCHA PK
18/121 (.149)			18/129 (.140)		
11/73 (.151)			6/74 (.081)		
104/120 (.867)			89/105 (.848)		
73/84 (.869)			58/65 (.892)		
7-2-1			Last 10		4-6-0
5-5-1			vs. current RPI Top 12		2-6-0

Career Scoring vs. Minnesota-Duluth

Player (games)	G-A-Pts
Ryan Kraft (16)	9-14-23
Casey Hankinson (16)	4-6-10
Reggie Berg (10)	5-5-10
Wyatt Smith (10)	6-2-8
Jason Godbout (16)	1-4-5
Mike Anderson (10)	2-3-3
Dave Spehar (6)	3-2-3
Bill Kohn (6)	0-4-4
Brett Abrahamson (5)	1-0-1
Nate Miller (6)	1-0-1
Ben Clymer (4)	0-1-1
Aaron Miskovich (1)	0-1-1

Career Scoring Notes: Kraft has scored 10 points (3-7--10) in the last six games against the Bulldogs • Smith scored two goals in each of the games in Duluth earlier this season • Berg added three assists as a sophomore to the five goals he scored against the Bulldogs as a freshman

Steve DeBus Game-By-Game vs. UMD

Date	W/L	Min	GA	GAA	SV	SV%
10/25/97	W	60:00	1	1.00	25	.962
10/24/97	L	58:24	5	5.13	39	.886
2/15/97	W	60:00	1	1.00	20	.952
2/14/97	L	57:35	6	6.26	35	.854
10/26/96	W	60:00	3	3.00	22	.880
10/25/96	L	60:00	7	7.00	33	.825
1/13/96	W	60:00	1	1.00	32	.970
10/18/95	W	60:00	0	0.00	21	1.000
Totals	5-3-0	475:59	24	3.03	227	.904

Games in italics are at Mariucci Arena

At DECC

5 games 3-2-0 298:24 16 3.22 140 .897

At Mariucci

3 games 2-1-0 177:35 8 2.70 87 .916

SCHEDULE/RESULTS

Oct. 10	&vs. Michigan (exhibition)	L 3-2
Oct. 17	MAINE	L 6-1
Oct. 18	MAINE	W 3-2
Oct. 24	@Minn-Duluth	L 5-3
Oct. 25	@Minn-Duluth	W 5-1
Oct. 31	NORTH DAKOTA	W 6-5
Nov. 1	NORTH DAKOTA	L 3-2
Nov. 7	@Wisconsin	W 4-2
Nov. 8	@Wisconsin	L 3-2
Nov. 14	@Alaska-Anchorage	L 3-2
Nov. 15	@Alaska-Anchorage	L 3-2
Nov. 21	COLORADO COLLEGE	L 5-1
Nov. 22	COLORADO COLLEGE	L 4-3 (ot)
Nov. 28	#@Michigan	L 4-3
Nov. 30	#@Michigan State	L 3-2
Dec. 19	ST. CLOUD STATE	L 3-1
Dec. 20	@St. Cloud State	L 4-1
Dec. 27	^BROWN	W 6-3
Dec. 28	^NORTHEASTERN	L 4-2
Dec. 30	*HV-71 (exhibition)	L 10-2
Jan. 2	MANKATO STATE	W 6-2
Jan. 3	MANKATO STATE	W 4-3
Jan. 16	DENVER	L 5-2
Jan. 17	DENVER	W 5-2
Jan. 23	MINN-DULUTH	7:30 p.m.
Jan. 24	MINN-DULUTH	7 p.m.
Jan. 30	@Michigan Tech	6 p.m.
Jan. 31	@Michigan Tech	4 p.m.
Feb. 6	WISCONSIN	7:30 p.m.
Feb. 7	&WISCONSIN	7 p.m.
Feb. 14	@North Dakota	2 p.m.
Feb. 15	@North Dakota	2 p.m.
Feb. 20	ALASKA-ANCHORAGE	7:30 p.m.
Feb. 21	ALASKA-ANCHORAGE	7:30 p.m.
Feb. 27	@Colorado College	8:30 p.m.
Feb. 28	@Colorado College	8 p.m.
Mar. 6	@St. Cloud State	7 p.m.
Mar. 7	ST. CLOUD STATE	7 p.m.
Mar. 13-15	WCHA PLAYOFFS	TBA
Mar. 19-21	WCHA Final Five Milwaukee, Wis.	
Mar. 27-29	NCAA Regional Ann Arbor/Albany	
Apr. 2-4	NCAA Championships Boston	
	^-Mariucci Classic (at Mariucci Arena)	
	&-Target Center # -College Hockey Showcase	



CHECKS & POINTS

Team Notes

Minnesota has outshot its opponents in 11 straight games, including a margin of 273-161 (16 shots per game average) in the last seven contests. On the season, the Golden Gophers' 757-589 advantage in shots on net represents an average of 7.6 more shots per game than their opponent

Both Minnesota (0-10-0) and Minnesota-Duluth (0-5-1) are winless this season when trailing after two periods

The team that reaches three goals first has won 20 of Minnesota's 22 games this season

Minnesota's three penalties for six minutes in Friday game against Denver were season lows in both categories

The Golden Gophers are 7-0-0 when scoring four or more goals but just 1-14-0 when scoring three or less goals this season

The Golden Gophers have equal or less penalties than their opponent in 18 of 22 games this season

In the third period of the last nine games, Minnesota has enjoyed 35:17 of power-play time with 38 shots on goal while its opponents have been held to just four shots on goal in only 10:01 of power-play time

Minnesota is 7-5-0 when scoring first, but is just 1-9-0 when its opponents score the first goal of the game. The Golden Gophers are 54-13-2 (.797) in their last 69 games when scoring first

The Golden Gophers broke an eight-game WCHA losing skid with Saturday's win against Denver

Minnesota has not been shut out in its last 115 games (last time, March 4, 1995 at St. Cloud State), and in that same time span has shut out its opponent on 10 occasions

Minnesota does not host Michigan Tech or travel to Denver this season

Individual Notes

#4 Dylan Mills

Fr., 5-11, 220, Duluth, Minn.

✓ Leads freshmen in scoring (1-7--8)

#5 Ryan Trebil

So., 6-1, 206, Bloomington, Minn.

✓ First career multiple-point game with two assists in Saturday's win against Denver

✓ Is a +5 in the last two series

✓ Is a +1 in 14 conference games

#7 Ryan Kraft

Sr., 5-9, 190, Moorhead, Minn.

✓ Is just nine points shy of becoming the 22nd member of the Golden Gopher 150-Point Club (53-88--141)

#8 Brett Abrahamson

Sr., 5-11, 189, Oakdale, Minn.

✓ Had a season high four shots on goal in Friday's game against Denver

#9 Casey Hankinson

Sr., 6-1, 202, Edina, Minn.

✓ Has 19-25--44 in Minnesota's last 36 wins and just 5-4--9 in the team's last 27 losses and a tie

✓ Career numbers of 47-49--96 in 135 games as a Golden Gopher

#10 Mike Anderson

Jr., 6-1, 200, Bloomington, Minn.

✓ Has registered a point in nine of the last 11 games (6-7--13 in that span), including each of his last five contests

✓ Scored three points (2-1--3) and was a career high +4 in Saturday's win over Denver

✓ Is a +4 in his last four games

✓ One of only two Golden Gopher skaters (Leimbek) with a positive +/- rating this season (+1)

✓ Tied for the team lead in assists (12)

✓ Tied for the team lead in goals in WCHA games (7)

✓ Second on the team in scoring (8-12--20)

#11 Dave Spehar

So., 5-7, 185, Duluth, Minn.

✓ Saw five-game point scoring streak end on Saturday against Denver

✓ Tied for the team lead with four power-play goals

✓ Fourth on the team in scoring (8-9--17)

#15 Stuart Senden

Fr., 6-0, 188, Alexandria, Minn.

✓ Scored first career goal in Saturday's win against Denver

#17 Wyatt Smith

Jr., 5-11, 197, Warroad, Minn.

✓ Scored goals in each of his last four games and five of the last six contests (5-7--12 in team's last six games)

✓ Leads the team in goals (13), total points (25), multiple-point games (seven), and goal percentage of shots on goal (15.1), tied for first on the team in assists (12), and ranks second in shots on goal (86)

✓ Totals of 25-23--48 in his last 41 games

✓ Has 14 career multiple-point games, 11 of them in his last 32 games

✓ Has figured in 12 of Minnesota's last 25 goals (5-7--12)

✓ Totalled 16 points this season in Minnesota's eight wins, but just nine points in the team's 14 losses

#19 Reggie Berg

Jr., 5-11, 182, Anoka, Minn.

✓ Third on the team in scoring (9-9--18)

✓ Pacing Minnesota this season with 94 shots on goal through 22 games

✓ Minnesota is 19-1-0 in his career when he scores more than one point in a game

✓ Has scored a point in six of his last seven games

✓ Leads the team in scoring (7-8--15) in conference games

#21 Mike Lyons

So., 6-0, 204, St. Paul, Minn.

✓ Was a +2 in Saturday's win over Denver

#28 Matt Leimbek

Fr., 5-9, 186, Rochester, Minn.

✓ Is one of only two Golden Gophers (Anderson) with a positive +/- rating (+1) through the season's first 22 games

#34 Steve DeBus

Sr., 5-9, 177, Rochester, Minn.

✓ Tied for fourth on the all-time Minnesota goaltenders list for goals-against average (3.13)

#35 Erik Day

Fr., 5-9, 205, Elk River, Minn.

✓ Notched his first conference win of the season in Saturday's victory over Denver, stopping 22 of 24 shots

All-Time Record

Minnesota owns an all-time record of 1,296-726-104 (.634) in 76-plus seasons of hockey (2,126 games)

1997-98 WCHA STANDINGS/THIS WEEK'S SCHEDULE

Team (Overall Record)	GP	W	L	T	Pts	GF	GA	GDiff
1. North Dakota (16-3-1)	16	12	3	1	25	71	39	+32
2. St. Cloud State (14-6-2)	16	11	4	1	23	57	43	+14
3. Wisconsin (15-6-1)	14	10	3	1	21	54	35	+19
4. Colorado College (14-7-2)	16	9	6	1	19	55	50	+5
5. Minnesota-Duluth (12-11-1)	16	7	8	1	15	43	51	-8
6. Michigan Tech (11-12-2)	18	6	11	1	13	50	68	-18
7. Alaska-Anchorage (5-14-3)	18	5	11	2	12	32	49	-17
8. Minnesota (8-14-0)	14	4	10	0	8	39	48	-9
Denver (5-17-0)	16	4	12	0	8	48	66	-18

Friday, January 23

Minn-Duluth @ Minnesota
 North Dakota @ St. Cloud State
 Wisconsin @ Colorado College
 Mankato State @ Alaska-Anchorage
 **Denver @ Vermont

Saturday, January 24

Minn-Duluth @ Minnesota
 North Dakota @ St. Cloud State
 Wisconsin @ Colorado College
 Mankato State @ Alaska-Anchorage
 **Denver @ Dartmouth

Idle
 Michigan Tech

**-nonconference game

Ratings Percentage Index (RPI)

Rk	Team (Record)	RPI
1	North Dakota (16-3-1)	.6352
2	New Hampshire (16-4-1)	.6291
3	Boston University (13-4-2)	.6180
4	Michigan (18-4-1)	.6022
5	Michigan State (18-3-2)	.5975
6	Colgate (12-5-1)	.5810
7	Boston College (13-6-3)	.5800
8	Wisconsin (15-6-1)	.5753
9	Yale (13-4-0)	.5678
10	Miami (14-5-2)	.5622
11	St. Cloud State (14-6-2)	.5516
12	Northern Michigan (11-8-4)	.5502
13	Colorado College (14-7-2)	.5477
14	Minnesota-Duluth (12-11-1)	.5395
15	Providence (12-8-1)	.5394

The Ratings Percentage Index (RPI) is one tool used to select teams for the 12-team NCAA Men's Ice Hockey Tournament

Woog's Window

Minnesota Head Coach Doug Woog has produced unparalleled numbers as the man behind the Golden Gopher bench over the last 12 seasons. Entering Friday's game, Woog has a career record of 365-160-31 (.684) overall and a WCHA mark of 262-110-29 (.690). Minnesota has appeared in the NCAA Tournament in each of Woog's 12 seasons and has finished first or second in the WCHA in 11 of his 12 campaigns. Among Woog's regular media appearances are: WCCO-AM (830) with Moose Miller, Mondays and Fridays at 5:35 p.m. KSTP-AM (1500) with Pat Reusse and Joe Soucheray, Saturday mornings at 11 a.m., Mondays at a to be determined time, and the postgame show. KARE-TV (Ch. 11) Gopher Sports Extra on selected Saturdays during the 1997-98 season.

The Last Time

Minnesota Swept A Road Series:

January 24-25, 1997 @ Michigan Tech (5-2, 8-4)

Minnesota Was Swept In A Road Series:

November 14-15, 1997 @ Alaska-Anchorage (3-2, 3-2)

Minnesota Swept A Home Series: January 2-3, 1998 vs. Mankato State (6-2, 4-3)

Minnesota Was Swept In A Home Series:

November 21-22, 1997 vs. Colorado College (5-1, 4-3 ot)

Minnesota Shut Out An Opponent: February 22, 1997 @ Colorado College (Steve DeBus, 3-0)

An Opponent Shut Out Minnesota: March 4, 1995 @ St. Cloud State (Brian Leitza, 3-0)

Minnesota Player Scored A Hat Trick: March 1, 1997 (Ryan Kraft, 7-3 Minnesota win)

Minnesota Player Scored A Natural Hat Trick: December 30, 1994 @ Mariucci Arena vs. Yale (Ryan Kraft, 6-2 Minnesota win)

An Opponent Scored A Hat Trick: February 1, 1997 @ North Dakota (Jason Blake, 6-2 Minnesota loss)

Minnesota Player Scored Four Goals In A Game: November 9, 1996 vs. North Dakota (Casey Hankinson, 10-6 Minnesota win)

Minnesota Had 50 or More Shots On Goal In A Game: March 14, 1997 vs. St. Cloud State at WCHA Final Five (52 shots, 5-4 Minnesota overtime win)

Opponent Had 50 or More Shots On Goal In A Game: January 31, 1997 @ North Dakota (51 shots, 6-4 Minnesota loss)

Minnesota Player Scored A Shorthanded Goal: January 3, 1998 vs. Mankato State (Wyatt Smith, 4-3 Minnesota win)

Minnesota Won In Overtime: March 14, 1997 vs. St. Cloud State at WCHA Final Five (5-4)

Minnesota Lost In Overtime: November 22, 1997 vs. Colorado College (4-3)

Minnesota Tied In Overtime: February 21, 1997 @ Colorado College (3-3)

Minnesota Scored 10 Goals Or More In A Game: November 9, 1996 vs. North Dakota (10-6 Minnesota win)

Opponent Scored 10 Goals Or More In A Game: January 30, 1993 @ Michigan Tech (10-2 Minnesota loss)

Injury Update

Sophomore F Cory Miller (Bloomington, Minn.) is undergoing rehabilitation on his right knee. He is expected to be sidelined for two to three more weeks. Senior co-captain Ryan Kraft (Moorhead, Minn.) is questionable for return to action this weekend after having missed the last seven games due to a broken bone in his hand. The hand has healed properly, the delay for return to action now is for the need to regain the strength in the hand. Sophomore D Ben Clymer (Bloomington, Minn.) and senior D Jason Godbout (Woodbury, Minn.) are both progressing well with individual rehabilitations after their respective surgeries (Clymer-shoulder; Godbout-elbow). Clymer is still expected to be on the shelf for the remainder of the 1997-98 season, with Godbout on course for a mid-February return to action. Senior F Casey Hankinson (Edina, Minn.; hip), sophomore D Ryan Trebil (Bloomington, Minn.; shoulder) and sophomore D Mike Lyons (St. Paul, Minn.; knee) will skate in red cross sweaters early this week in hopes to speed recovery from injuries suffered last weekend. All are listed as day-to-day, and their status for this weekend will be updated later in the week.

Penalty Kill Shines: The Golden Gopher penalty killers shined in last weekend's split with Denver, thwarting all eight Pioneer power-play opportunities. In Saturday's win, Minnesota held Denver to just seven power-play shots while generating three short-handed shots in seven Pioneer man-advantage opportunities.

TEAM SEASON HIGHS/LOWS

MOST GOALS/GAME	(6) 10/31 vs. North Dakota; 12/27 vs. Brown; 1/2 vs. Mankato State
LEAST GOALS/GAME	(1) 10/17 vs. Maine; 11/21 vs. Colorado College; 12/19 & 12/20 vs. St. Cloud St.
MOST ASSISTS/GAME	(10) 10/31 vs. North Dakota; 12/27 vs. Brown
LEAST ASSISTS/GAME	(0) 11/21 vs. Colorado College
MOST GOALS AGAINST/GAME	(6) 10/17 vs. Maine
LEAST GOALS AGAINST/GAME	(1) 10/25 @ UMD
MOST ASSISTS AGAINST/GAME	(10) 10/17 vs. Maine; 10/31 vs. North Dakota
LEAST ASSISTS AGAINST/GAME	(2) 10/18 vs. Maine; 10/25 @ UMD
MOST GOALS/PERIOD	(3) four times, most recent-3rd period, 1/17 vs. Denver
MOST GOALS AGAINST/PERIOD	(3) four times, most recent-3rd period, 1/16 vs. Denver
MOST SHOTS ON GOAL/GAME	(47) 12/27 vs. Brown
LEAST SHOTS ON GOAL/GAME	(22) 11/21 vs. Colorado College
MOST SHOTS AGAINST/GAME	(44) 10/24 @ UMD
LEAST SHOTS AGAINST/GAME	(9) 12/19 vs. St. Cloud State
MOST SHOTS ON GOAL/PERIOD	(20) 1st, 12/27 vs. Brown
MOST SHOTS AGAINST/PERIOD	(16) 1st, 10/17 vs. Maine; 2nd, 10/24 @ UMD; 2nd, 10/31 vs. No. Dak.
MOST PENALTIES/GAME	(16) 1/2 vs. Mankato State
LEAST PENALTIES/GAME	(3) 1/16 vs. Denver
MOST PIM/GAME	(36) 10/25 @ UMD
LEAST PIM/GAME	(6) 1/16 vs. Denver
MOST OPP. PENALTIES/GAME	(21) 12/28 vs. Northeastern
LEAST OPP. PENALTIES/GAME	(4) 10/31 vs. North Dakota
MOST OPP. PIM/GAME	(42) 12/28 vs. Northeastern
LEAST OPP. PIM/GAME	(8) 10/31 vs. North Dakota

DID YOU KNOW...

Minnesota has cut its penalties by alarming numbers so far this season. Last season through 22 games, the Golden Gophers had logged 596 penalty minutes. This season, the team has just 433 minutes in the penalty box after 22 contests. The reduction represents an average of over seven minutes per game • Minnesota has just one tie in its last 89 games, a 3-3 deadlock on Feb. 21, 1997 at Colorado College. The last time Minnesota finished 65 minutes tied at Mariucci Arena was Feb. 25, 1995 (5-5) against North Dakota • Minnesota has an 11-7-1 (.605) record on Jan. 23 in school history, with an 11-9-0 (.550) mark on Jan. 24 • Minnesota owns a record of 3-7 in one-goal games. Last season, Minnesota was 7-5 in 12 one-goal games. Before this season, the program was 58-28 (.674) in its previous 86 one-goal games • in the first four full seasons of the new Mariucci Arena, Minnesota was 55-15-4 (.770). This season, the Golden Gophers are 6-7-0 (.462) on home ice • Minnesota has allowed three or less goals in 13 of 22 games this season, but has just a 7-6-0 record in those games to show for it. Last season, Minnesota was an impressive 23-3-1 when surrendering three or less goals • Minnesota is 70-7-2 (.899) the last three-plus seasons when leading after two periods • a total of eight Golden Gophers have been drafted by NHL organizations. A listing of players drafted and the respective organization follows: Mike Anderson--Washington; Reggie Berg--Toronto; Ben Clymer--Boston; Jason Godbout--Pittsburgh; Casey Hankinson--Chicago; Ryan Kraft--San Jose; Aaron Miskovich--Colorado; Wyatt Smith--Phoenix

LOOKING AHEAD...

Golden Gophers Travel To Tech Next Weekend: Minnesota will play a road game for the first time since a Dec. 20 game at St. Cloud State when they travel to Michigan Tech to battle the Huskies in a weekend series. Friday's game begins at 6:05 p.m. (Central) with Saturday's rematch facing off at 4:05 p.m. Both games can be heard on KSTP-AM 1500. There is no television coverage for the series.

1997-98 WCHA WEEKLY HONORS

(date indicates when the award was announced)

OFFENSIVE PLAYER OF THE WEEK
November 10 Reggie Berg

DEFENSIVE PLAYER OF THE WEEK
October 27 Steve DeBus

ROOKIE OF THE WEEK
November 3 Aaron Miskovich

MULTIPLE-POINT GAMES

Player(games)	Last Time	Record
Smith (7)	1/3 vs. Mankato St (1g, 2a)	5-2-0
Anderson (5)	1/17 vs. Denver (2g, 1a)	2-3-0
Berg (4)	1/17 vs. Denver (1g, 1a)	3-1-0
Hankinson (3)	1/2 vs. Mankato St (1g, 1a)	2-1-0
Kraft (3)	11/30 @ Mich State (2a)	1-2-0
Mills (3)	1/3 vs. Mankato St. (2a)	3-0-0
Miskovich (2)	11/28 vs. Michigan (1g, 2a)	1-1-0
Spehar (2)	12/27 vs. Brown (2g, 1a)	2-0-0
Kohn (1)	12/27 vs. Brown (2a)	1-0-0
Trebil (1)	1/17 vs. Denver (2a)	1-0-0
Westrum (1)	10/31 vs. UND (2g)	1-0-0

Minnesota's Record When In 1997-98

Overall Record	8-14-0
WCHA Record	4-10-0
Home Record	6-7-0
Road Record	2-7-0
Neutral Site Record	0-0-0
Last 20 Games	7-13-0
Last 10 Games	4-6-0
Last 5 Games	3-2-0
Power Play	18 of 129 (.140)
Penalty Kill	89 of 105 (.848)
Scoring A Power-Play Goal	6-6-0
Not Scoring A Power-Play Goal	2-8-0
Allowing A Power-Play Goal	4-8-0
Not Allowing A Power-Play Goal	4-6-0
Scoring A Short-Handed Goal	2-0-0
Allowing A Short-Handed Goal	0-5-0
Penalties/Avg. Per Game	196/8.9
Penalty Minutes/Avg. Per Game	433/19.7
10 Or More Penalties	4-7-0
Less Than 10 Penalties	4-7-0
More Penalties Than Opponent	2-2-0
Less Penalties Than Opponent	4-8-0
Same Amount Of Penalties	2-4-0
In One-Goal Games	3-7-0
In Two-Goal Games	1-3-0
In Three-Goal or More Games	4-4-0
In Overtime Games	0-1-0
Scoring 4 or More Goals	7-0-0
Scoring 3 or More Goals	8-3-0
Scoring 2 or Less Goals	0-11-0
Allowing 4 or More Goals	1-8-0
Allowing 3 or Less Goals	7-6-0
Scoring First	7-5-0
Opponents Score First	1-9-0
Leading After One Period	6-2-0
Trailing After One Period	0-8-0
Tied After One Period	2-4-0
Leading After Two Periods	6-2-0
Trailing After Two Periods	0-10-0
Tied After Two Periods	2-2-0
Having 10-19 Shots On Goal	0-0-0
Having 20-29 Shots On Goal	2-2-0
Having 30-39 Shots On Goal	5-7-0
Having 40 or more Shots On Goal	1-5-0
Allowing Less Than 10 Shots On Goal	0-1-0
Allowing 10-19 Shots On Goal	0-0-0
Allowing 20-29 Shots On Goal	6-9-0
Allowing 30-39 Shots On Goal	2-3-0
Allowing 40 or more Shots On Goal	0-1-0
Outshooting Opponent	6-9-0
Opponent Outshoots Minnesota	2-5-0
Shots Are Even	0-0-0
October	3-2-0
November	1-8-0
December	1-3-0
January	3-1-0
February	0-0-0
March	0-0-0
First Game Of A Series	4-7-0
Second Game Of A Series	4-7-0
Series Record	1-4-6
Games Following A Win	2-5-0
Games Following A Loss	6-9-0
Games Following A Tie	0-0-0

University of Minnesota
1997-98 Men's Ice Hockey Statistics
Record: 8-14/ 4-10 WCHA

Date	Opponent	Score	Record	Site	Attend	Goaltender of Record	
10/17	Maine	1 - 6 L	0- 1	H Mariucci Arena	9866	Steve DeBus	0- 1
10/18	Maine	W 3 - 2	1- 1	H Mariucci Arena	9749	Steve DeBus	1- 1
10/24	*Minnesota-Duluth	3 - 5 L	1- 2	A Duluth, Minn.	5590	Steve DeBus	1- 2
10/25	*Minnesota-Duluth	W 5 - 1	2- 2	A Duluth, Minn.	5420	Steve DeBus	2- 2
10/31	*North Dakota	W 6 - 5	3- 2	H Mariucci Arena	9847	Steve DeBus	3- 2
11/ 1	*North Dakota	2 - 3 L	3- 3	H Mariucci Arena	9859	Steve DeBus	3- 3
11/ 7	*Wisconsin	W 4 - 2	4- 3	A Madison, Wis.	8323	Steve DeBus	4- 3
11/ 8	*Wisconsin	2 - 3 L	4- 4	A Madison, Wis.	8340	Steve DeBus	4- 4
11/14	*Alaska-Anchorage	2 - 3 L	4- 5	A Anchorage, Alaska	4733	Steve DeBus	4- 5
11/15	*Alaska-Anchorage	2 - 3 L	4- 6	A Anchorage, Alaska	5375	Steve DeBus	4- 6
11/21	*Colorado College	1 - 5 L	4- 7	H Mariucci Arena	9837	Steve DeBus	4- 7
11/22	*Colorado College	3 - 4 L OT	4- 8	H Mariucci Arena	9821	Steve DeBus	4- 8
11/28	Michigan	3 - 4 L	4- 9	A Ann Arbor, Mich.	6498	Steve DeBus	4- 9
11/30	Michigan State	2 - 3 L	4-10	A East Lansing, Mich.	6264	Steve DeBus	4- 10
12/19	*St. Cloud State	1 - 3 L	4-11	H Mariucci Arena	9809	Steve DeBus	4- 11
12/20	*St. Cloud State	1 - 4 L	4-12	A St. Cloud, Minn.	7051	Erik Day	0- 1
12/27	Brown	W 6 - 3	5-12	H Mariucci Arena	9807	Steve DeBus	5- 11
12/28	Northeastern	2 - 4 L	5-13	H Mariucci Arena	9767	Steve DeBus	5- 12
1/ 2	Mankato State	W 6 - 2	6-13	H Mariucci Arena	9831	Steve DeBus	6- 12
1/ 3	Mankato State	W 4 - 3	7-13	H Mariucci Arena	9852	Erik Day	1- 1
1/16	*Denver	2 - 5 L	7-14	H Mariucci Arena	9732	Steve DeBus	6- 13
1/17	*Denver	W 5 - 2	8-14	H Mariucci Arena	9731	Erik Day	2- 1

*-WCHA Game

Record	W	L	Pct	Attendance #	Total	Avg
All Games	8	14	.364	Home 13	127508	9808
WCHA	4	10	.286	Away 9	57594	6399
Home	6	7	.462	Neutral 0	0	0
Away	2	7	.222	Total 22	185102	8414
Neutral	0	0	.000			
Ahead After 1 Period	6	2	.750			
Behind After 1 Period	0	8	.000			
Tied After 1 Period	2	4	.333			
Ahead After 2 Periods	6	2	.750			
Behind After 2 Periods	0	10	.000			
Tied After 2 Periods	2	2	.500			
Score First	7	5	.583			
Do Not Score First	1	9	.100			
Overtime Games	0	1	.000			

University of Minnesota
1997-98 Men's Ice Hockey Statistics
WCHA Games Only

Golden Gophers	GP/ GS	G	A	Pts	+/-	Sht	Sht %	Pen/	Min	PP	SH	EN	GW	GT	HT
Reggie Berg	14/ 7	7	8	15	-2	67	10.4	5/ 10	3	0	1	1	0	0	
Mike Anderson	14/ 7	7	7	14	-1	50	14.0	9/ 26	1	0	2	0	0	0	
Wyatt Smith	14/ 10	7	5	12	-2	52	13.5	11/ 22	0	0	0	1	0	0	
Dave Spehar	14/ 6	3	6	9	0	35	8.6	3/ 6	0	0	0	0	0	0	
Bill Kohn	14/ 14	1	5	6	-4	27	3.7	13/ 37	1	0	0	0	0	0	
Ryan Kraft	11/ 6	1	5	6	-7	45	2.2	1/ 2	0	0	0	1	0	0	
Mike Lyons	14/ 0	0	5	5	-4	16	0.0	14/ 28	0	0	0	0	0	0	
Casey Hankinson	13/ 4	2	2	4	-7	45	4.4	11/ 33	0	0	0	0	0	0	
Nate Miller	14/ 1	2	2	4	-6	19	10.5	9/ 18	0	0	0	0	0	0	
Aaron Miskovich	12/ 1	2	2	4	-7	29	6.9	5/ 10	0	1	0	0	0	0	
Erik Westrum	14/ 0	2	2	4	-2	24	8.3	8/ 16	0	0	1	1	0	0	
Ryan Trebil	14/ 0	1	3	4	1	6	16.7	11/ 22	0	0	0	0	0	0	
Dylan Mills	14/ 2	1	2	3	-5	12	8.3	5/ 10	0	0	0	0	0	0	
Brett Abrahamson	14/ 12	1	1	2	-5	16	6.3	4/ 8	0	0	0	0	0	0	
Stuart Senden	14/ 0	1	1	2	-1	6	16.7	0/ 0	0	0	0	0	0	0	
Matt Leimbek	12/ 0	0	2	2	0	4	0.0	2/ 4	0	0	0	0	0	0	
Jason Godbout	9/ 0	1	0	1	-4	9	11.1	2/ 4	1	0	0	0	0	0	
Rico Pagel	14/ 0	0	1	1	-3	18	0.0	2/ 4	0	0	0	0	0	0	
Cory Miller	5/ 0	0	0	0	0	3	0.0	0/ 0	0	0	0	0	0	0	
Steve DeBus	12/ 11	0	0	0	0	1	0.0	0/ 0	0	0	0	0	0	0	
Erik Day	4/ 3	0	0	0	0	0	0.0	1/ 2	0	0	0	0	0	0	
Willy Marvin	1/ 0	0	0	0	0	0	0.0	0/ 0	0	0	0	0	0	0	
Golden Gophers	14/ 14	39	59	98		484	8.1	119/ 268	6	1	4	4	0	0	
Opponents	14/ 14	48	71	119		384	12.5	126/ 260	7	2	4	10	0	0	

Bench Penalties: Golden Gophers 3 (6 Minutes); Opponents 2 (4 Minutes)
Power Play: Golden Gophers 6/74 (8.1%); Opponents 7/65 (10.8%);

Goaltending Statistics

Golden Gophers	GP/ GS	Min	GAA	W	L	T	ENG	Sho	GA	Sv	Sv %
Willy Marvin	1/ 0	8:21	0.00	0	0	0	1	0	0	3	1.000
Erik Day	4/ 3	164:38	2.55	1	1	0	1	0	7	57	.891
Steve DeBus	12/ 11	658:02	3.37	3	9	0	2	0	37	278	.883
Golden Gophers	14/ 14	831:01	3.18	4	10	0	4	0	44	338	.885
Opponents	14/ 14	838:02	2.51	10	4	0	4	0	35	445	.927

Statistics by Period

Goals	1	2	3	OT	Tot	Penalties	1	2	3	OT	Tot
Golden Gophers	13	9	17	0	39	Golden Gophers	42	40	37	0	119
Opponents	12	15	20	1	48	Opponents	44	44	38	0	126
Shots	1 <td>2 <td>3 <td>OT <td>Tot <td>Penalty Minutes</td> <td>1 <td>2 <td>3 <td>OT <td>Tot</td> </td></td></td></td></td></td></td></td>	2 <td>3 <td>OT <td>Tot <td>Penalty Minutes</td> <td>1 <td>2 <td>3 <td>OT <td>Tot</td> </td></td></td></td></td></td></td>	3 <td>OT <td>Tot <td>Penalty Minutes</td> <td>1 <td>2 <td>3 <td>OT <td>Tot</td> </td></td></td></td></td></td>	OT <td>Tot <td>Penalty Minutes</td> <td>1 <td>2 <td>3 <td>OT <td>Tot</td> </td></td></td></td></td>	Tot <td>Penalty Minutes</td> <td>1 <td>2 <td>3 <td>OT <td>Tot</td> </td></td></td></td>	Penalty Minutes	1 <td>2 <td>3 <td>OT <td>Tot</td> </td></td></td>	2 <td>3 <td>OT <td>Tot</td> </td></td>	3 <td>OT <td>Tot</td> </td>	OT <td>Tot</td>	Tot
Golden Gophers	151	164	167	2	484	Golden Gophers	95	91	82	0	268
Opponents	130	134	120	2	386	Opponents	96	88	76	0	260

University of Minnesota
1997-98 Men's Ice Hockey Statistics
Record: 8-14/ 4-10 WCHA

Golden Gophers	GP/ GS	G	A	Pts	+/-	Sht	Sht %	Pen/	Min	PP	SH	EN	GW	GT	HT
Wyatt Smith	22/ 15	13	12	25	-1	86	15.1	17/	34	1	1	0	3	0	0
Mike Anderson	22/ 10	8	12	20	1	86	9.3	16/	40	1	0	2	0	0	0
Reggie Berg	22/ 9	9	9	18	-5	94	9.6	12/	35	3	0	1	1	0	0
Dave Spehar	22/ 10	8	9	17	-4	66	12.1	4/	8	4	0	0	0	0	0
Casey Hankinson	21/ 8	7	5	12	-12	70	10.0	20/	51	4	0	0	0	0	0
Ryan Kraft	15/ 8	2	10	12	-3	61	3.3	1/	2	1	0	0	1	0	0
Bill Kohn	20/ 19	3	7	10	-5	36	8.3	17/	45	1	0	0	0	0	0
Dylan Mills	22/ 6	1	7	8	-3	26	3.8	9/	18	0	0	0	0	0	0
Mike Lyons	21/ 2	1	7	8	-1	21	4.8	17/	34	0	0	0	0	0	0
Aaron Miskovich	16/ 2	3	4	7	-10	36	8.3	6/	12	1	1	0	0	0	0
Nate Miller	22/ 2	2	5	7	-6	31	6.5	11/	22	0	0	0	0	0	0
Erik Westrum	22/ 1	3	2	5	-6	40	7.5	11/	22	0	0	1	1	0	0
Brett Abrahamson	22/ 16	1	4	5	-7	20	5.0	11/	22	0	0	0	0	0	0
Rico Pagel	22/ 1	2	2	4	-3	30	6.7	6/	12	1	0	0	2	0	0
Ryan Trebil	22/ 0	1	3	4	-1	12	8.3	18/	36	0	0	0	0	0	0
Matt Leimbek	19/ 0	0	4	4	1	10	0.0	2/	4	0	0	0	0	0	0
Stuart Senden	22/ 0	1	1	2	-1	13	7.7	5/	10	0	0	0	0	0	0
Jason Godbout	11/ 0	1	0	1	-4	10	10.0	3/	6	1	0	0	0	0	0
Ben Clymer	1/ 1	0	0	0	-1	5	0.0	1/	2	0	0	0	0	0	0
Cory Miller	11/ 0	0	0	0	0	3	0.0	3/	6	0	0	0	0	0	0
Steve DeBus	19/ 17	0	0	0	0	1	0.0	1/	2	0	0	0	0	0	0
Erik Day	6/ 4	0	0	0	0	0	0.0	1/	2	0	0	0	0	0	0
Willy Marvin	2/ 1	0	0	0	0	0	0.0	0/	0	0	0	0	0	0	0
Golden Gophers	22/ 22	66	103	169		757	8.7	196/	433	18	2	4	8	0	0
Opponents	22/ 22	75	110	185		587	12.8	219/	454	16	6	4	14	0	0

Bench Penalties: Golden Gophers 4 (8 Minutes); Opponents 4 (8 Minutes)
Power Play: Golden Gophers 18/129 (14.0%); Opponents 16/105 (15.2%);

Goaltending Statistics

Golden Gophers	GP/ GS	Min	GAA	W	L	T	ENG	Sho	GA	Sv	Sv %
Erik Day	6/ 4	229:33	2.61	2	1	0	1	0	10	80	.889
Steve DeBus	19/ 17	1028:57	3.38	6	13	0	2	0	58	418	.878
Willy Marvin	2/ 1	48:21	3.72	0	0	0	1	0	3	16	.842
Golden Gophers	22/ 22	1306:51	3.26	8	14	0	4	0	71	514	.879
Opponents	22/ 22	1316:56	2.82	14	8	0	4	0	62	691	.918

Statistics by Period

Goals	1	2	3	OT	Tot	Penalties	1	2	3	OT	Tot
Golden Gophers	22	18	26	0	66	Golden Gophers	63	64	69	0	196
Opponents	20	25	29	1	75	Opponents	68	70	81	0	219
Shots	1	2	3	OT	Tot	Penalty Minutes	1	2	3	OT	Tot
Golden Gophers	248	261	246	2	757	Golden Gophers	137	139	157	0	433
Opponents	204	203	180	2	589	Opponents	144	148	162	0	454

STATS BREAKDOWN

MINNESOTA ON THE POWER PLAY BY PERIOD

1st Period			2nd Period			3rd Period/*OT		
Date-Opp.	PP Time	Shots/Goals	Date-Opp.	PP Time	Shots/Goals	Date-Opp.	PP Time	Shots/Goals
10/17-MAINE	2:00	3/0	10/17-MAINE	4:00	4/0	10/17-MAINE	1:13	1/0
10/18-MAINE	2:00	1/0	10/18-MAINE	4:38	2/0	10/18-MAINE	1:41	1/1
10/24-@UMD	6:10	3/0	10/24-@UMD	3:50	1/0	10/24-@UMD	:43	2/0
10/25-@UMD	3:00	2/0	10/25-@UMD	0	---	10/25-@UMD	:24	1/1
10/31-UND	2:00	2/0	10/31-UND	:40	1/0	10/31-UND	1:20	2/0
11/1-UND	4:00	4/0	11/1-UND	5:48	5/0	11/1-UND	:33	1/1
11/7-@Wisconsin	2:00	1/0	11/7-@Wisconsin	4:50	5/1	11/7-@Wisconsin	2:36	1/0
11/8-@Wisconsin	8:00	9/0	11/8-@Wisconsin	4:00	5/0	11/8-@Wisconsin	0	---
11/14-@UAA	2:00	3/0	11/14-@UAA	5:22	3/0	11/14-@UAA	3:54	2/0
11/15-@UAA	0	---	11/15-@UAA	4:01	3/0	11/15-@UAA	1:26	2/1
11/21-CC	0:37	1/0	11/21-CC	4:39	4/0	11/21-CC	0	---
11/22-CC	4:00	2/0	11/22-CC	3:37	2/0	*11/22-CC	0	---
11/28-@Michigan	3:51	4/2	11/28-@Michigan	4:44	3/0	11/28-@Michigan	3:53	3/1
11/30-@Mich State	1:51	0/0	11/30-@Mich State	2:00	5/0	11/30-@Mich State	4:58	1/0
12/19-SCSU	4:32	3/1	12/19-SCSU	1:50	7/0	12/19-SCSU	7:21	10/0
12/20-@SCSU	4:00	3/0	12/20-@SCSU	2:33	0/0	12/20-@SCSU	:20	0/0
12/27-BROWN	3:12	9/1	12/27-BROWN	2:50	2/2	12/27-BROWN	2:00	0/0
12/28-N'EASTERN	6:02	8/0	12/28-N'EASTERN	5:40	4/0	12/28-N'EASTERN	10:33	18/1
1/2-MANKATO ST	4:48	8/1	1/2-MANKATO ST	2:23	1/1	1/2-MANKATO ST	2:00	1/0
1/3-MANKATO ST	4:51	6/2	1/3-MANKATO ST	3:14	1/0	1/3-MANKATO ST	2:00	2/0
1/16-DENVER	4:20	4/0	1/16-DENVER	4:00	9/0	1/16-DENVER	2:05	2/1
1/17-DENVER	7:59	2/0	1/17-DENVER	:40	0/0	1/17-DENVER	3:27	4/0
TOTAL	77:13	78/7	TOTAL	75:19	67/4	TOTAL	52:27	54/7

MINNESOTA ON THE PENALTY KILL BY PERIOD

1st Period			2nd Period			3rd Period/*OT		
Date-Opp.	PP Time	Shots/Goals	Date-Opp.	PP Time	Shots/Goals	Date-Opp.	PP Time	Shots/Goals
10/17-MAINE	0	---	10/17-MAINE	2:48	2/1	10/17-MAINE	7:00	2/1
10/18-MAINE	2:00	0/0	10/18-MAINE	2:00	1/0	10/18-MAINE	3:15	3/1
10/24-@UMD	6:00	4/0	10/24-@UMD	2:00	0/0	10/24-@UMD	2:51	7/1
10/25-@UMD	5:00	0/0	10/25-@UMD	2:58	7/1	10/25-@UMD	2:00	0/0
10/31-UND	2:06	0/0	10/31-UND	6:54	6/0	10/31-UND	4:00	1/0
11/1-UND	2:52	2/0	11/1-UND	3:48	2/0	11/1-UND	0	---
11/7-@Wisconsin	2:00	3/0	11/7-@Wisconsin	4:00	1/0	11/7-@Wisconsin	4:00	5/0
11/8-@Wisconsin	6:39	6/0	11/8-@Wisconsin	2:39	3/0	11/8-@Wisconsin	0	---
11/14-@UAA	6:45	4/0	11/14-@UAA	0	---	11/14-@UAA	1:54	1/0
11/15-@UAA	4:00	3/0	11/15-@UAA	1:25	2/0	11/15-@UAA	0	---
11/21-CC	2:00	0/0	11/21-CC	3:16	2/0	11/21-CC	:50	0/0
11/22-CC	4:00	3/0	11/22-CC	6:00	4/0	*11/22-CC	3:26	4/1
11/28-@Michigan	3:43	3/1	11/28-@Michigan	6:00	2/0	11/28-@Michigan	1:09	2/1
11/30-@Mich State	5:51	1/0	11/30-@Mich State	2:33	1/1	11/30-@Mich State	---	---
12/19-SCSU	:56	1/1	12/19-SCSU	0	---	12/19-SCSU	3:56	1/1
12/20-@SCSU	1:18	4/1	12/20-@SCSU	3:14	1/1	12/20-@SCSU	1:15	0/0
12/27-BROWN	3:33	1/1	12/27-BROWN	:30	0/0	12/27-BROWN	---	---
12/28-N'EASTERN	3:05	1/0	12/28-N'EASTERN	3:59	4/1	12/28-N'EASTERN	---	---
1/2-MANKATO ST	5:18	7/0	1/2-MANKATO ST	4:30	1/0	1/2-MANKATO ST	:50	1/0
1/3-MANKATO ST	2:00	3/0	1/3-MANKATO ST	6:42	3/1	1/3-MANKATO ST	---	---
1/16-DENVER	0	---	1/16-DENVER	2:00	1/0	1/16-DENVER	0	---
1/17-DENVER	3:59	2/0	1/17-DENVER	4:40	3/0	1/17-DENVER	3:27	2/0
TOTAL	73:39	48/4	TOTAL	71:56	46/6	TOTAL	39:03	28/6

Power Play Recap--Last Series

	Denver	Minn
Total Time	14:06	22:31
Shots On Goal	8	21
Goals Scored	0	1
Score % On Shots	.000	.048

Power Play Recap--Season

	Opp	Minn
Total Time	185:28	204:59
Shots On Goal	123	199
Goals Scored	16	18
Score % On Shots	.130	.090

STATS BREAKDOWN

Penalty/Penalty Minute Breakdown (number in parenthesis indicates opponents goals as a result)

Penalty	1st Period	2nd Period	3rd Period	Overtime	Total
Boarding	--	--	--	--	0/0
Charging	--	2/4	--	--	2/4
Checking From Behind	1/5	1/5	1/5 (1)	--	3/15 (1)
Cross Checking	3/6	5/10 (1)	4/8 (1)	--	12/24 (2)
Delay of Game	--	--	--	--	0/0
Elbowing	2/4	1/2	1/2	--	4/8
Fighting	--	--	--	--	0/0
Game Misconduct	1/10	1/10	1/10	--	3/30
Gross Misconduct	--	--	--	--	0/0
High Sticking	1/2	1/2	2/4	--	4/8
Holding	10/20 (1)	8/16	5/10 (1)	--	23/46 (2)
Hooking	5/10 (1)	2/4 (1)	2/4 (1)	--	9/18 (3)
Instigating	--	--	--	--	0/0
Interference	10/20 (1)	3/6	1/2	--	14/28 (1)
Kneeing	--	--	--	--	0/0
Misconduct	--	--	1/10	--	1/10
Roughing	14/28	22/44 (2)	40/80	--	76/140 (2)
Slashing	6/12 (1)	9/18	6/12 (1)	--	21/42 (2)
Spearing	--	--	--	--	0/0
Tripping	5/10	5/10 (2)	--	--	10/20 (2)
Unsports. Conduct	1/2	--	1/2	--	2/4
Too Many Men	--	1/2	2/4 (1)	--	3/6 (1)
Hit After Whistle	1/2	--	--	--	1/2
Butt Ending	--	--	--	--	0/0
Game DQ	--	--	--	--	0/0
Holding the Stick	2/4	3/6	1/2	--	6/12
Bench	1/2	--	--	--	1/2
Other	--	--	1/2	--	1/2
TOTAL	63/137 (4)	64/139 (6)	69/157 (6)	--	196/433 (16)

Golden Gophers On The Airwaves

KSTP-AM 1500: KSTP is back as the Golden Gophers' official radio home for the 1997-98 season. Dan Terhaar calls the action with former Golden Gopher and North Stars head coach Glen Sonmor handling color commentary. KSTP's Robb Leer offers pregame, intermission and postgame interviews. KSTP-AM 1500 is slated to cover all Golden Gopher games during the 1997-98 season.

Midwest Sports Channel: MSC will broadcast 28 Golden Gopher hockey regular-season games in 1997-98, including the Dodge/Mariucci Classic in addition to the 1998 WCHA Final Five. Frank Mazzocco and Tom Reid will once again handle the broadcast duties. Ryan Lefebvre will anchor the pregame show and conduct the between period interviews. MSC's pregame lineup for Golden Gopher hockey will include the "Doug Woog Show" one hour before game time, and MSC Sports Connection, which will air one half-hour before faceoff.

WCHA Championships

Regular Season

1953, 1954, 1970

1975, 1981, 1983

1988, 1989, 1992, 1997

Playoff

1983, 1993, 1994, 1996

NCAA Championships

1974, 1976, 1979

Minnesota Hockey Career Stats

Note: Current players are listed who have played more than one full season of college hockey. Totals are updated through January 17, 1997 (22 games).

#8 • Brett Abrahamson

Year	GP	G	A	TP	P/PIM	PP	GW	SH	HT	
93-94	<i>Redshirted</i>									
94-95	<i>Did not play</i>									
95-96	3	1	0	1	2/12	0	1	0	0	
96-97	35	5	8	13	20/48	0	1	0	0	
97-98	22	1	4	5	11/22	0	0	0	0	
Total	60	7	12	19	33/82	0	2	0	0	

#10 • Mike Anderson

Year	GP	G	A	TP	P/PIM	PP	GW	SH	HT
95-96	28	3	6	9	20/51	0	1	0	0
96-97	42	9	11	20	19/46	1	0	0	0
97-98	22	8	12	20	16/40	1	0	0	0
Total	92	20	29	49	55/137	2	1	0	0

#19 • Reggie Berg

Year	GP	G	A	TP	P/PIM	PP	GW	SH	HT
95-96	40	23	11	34	29/69	2	2	1	2
96-97	38	11	26	37	20/48	3	1	0	0
97-98	22	9	9	18	12/35	3	1	0	0
Total	100	43	46	89	61/152	8	4	1	2

#14 • Cory Miller

Year	GP	G	A	TP	P/PIM	PP	GW	SH	HT
96-97	11	1	0	1	0/0	0	0	0	0
97-98	11	0	0	0	3/6	0	0	0	0
Total	22	1	0	1	3/6	0	0	0	0

#5 • Ryan Trebil

Year	GP	G	A	TP	P/PIM	PP	GW	SH	HT
96-97	8	0	0	0	4/8	0	0	0	0
97-98	22	1	3	4	18/36	0	0	0	0
Total	30	1	3	4	22/44	0	0	0	0

#34 • Steve DeBus

Year	G	W-L-T	MIN	GA	GAA	SV	SV%
93-94	<i>Did not play</i>						
94-95	<i>Redshirted</i>						
95-96	24	15-7-0	1314	63	2.88	539	.895
96-97	38	25-12-1	2283	120	3.15	953	.888
97-98	19	6-13-0	1029	58	3.38	418	.878
Total	81	46-32-1	4626	241	3.13	1910	.888

#26 • Jason Godbout

Year	GP	G	A	TP	P/PIM	PP	GW	SH	HT
94-95	32	1	4	5	14/28	0	0	0	0
95-96	39	6	7	13	12/24	0	1	0	0
96-97	42	2	9	11	19/46	0	0	1	0
97-98	11	1	0	1	3/6	1	0	0	0
Total	124	10	20	30	48/104	1	1	1	0

#9 • Casey Hankinson

Year	GP	G	A	TP	P/PIM	PP	GW	SH	HT
94-95	33	7	1	8	24/86	2	2	0	0
95-96	39	16	19	35	41/101	8	1	0	1
96-97	42	17	24	41	26/79	7	2	0	1
97-98	21	7	5	12	20/51	4	0	0	0
Total	135	47	49	96	111/317	21	5	0	2

#29 • Rico Pagel

Year	GP	G	A	TP	P/PIM	PP	GW	SH	HT
96-97	29	5	5	10	6/12	0	0	0	0
97-98	22	2	2	4	6/12	1	2	0	0
Total	51	7	7	14	12/24	1	2	0	0

#24 • Bill Kohn

Year	GP	G	A	TP	P/PIM	PP	GW	SH	HT
95-96	7	0	2	2	4/8	0	0	0	0
96-97	42	5	10	15	40/80	2	1	0	0
97-98	20	3	7	10	17/45	1	0	0	0
Total	69	8	19	27	61/133	3	1	0	0

#13 • Nate Miller

Year	GP	G	A	TP	P/PIM	PP	GW	SH	HT
96-97	40	5	9	14	14/36	0	3	0	0
97-98	22	2	5	7	11/22	0	0	0	0
Total	62	7	14	21	25/58	0	3	0	0

#35 • Erik Day

Year	G	W-L-T	MIN	GA	GAA	SV	SV%
96-97	5	3-1-0	240	4	1.00	86	.956
97-98	6	2-1-0	230	10	2.61	80	.889
Total	11	5-2-0	470	14	1.79	166	.922

#7 • Ryan Kraft

Year	GP	G	A	TP	P/PIM	PP	GW	SH	HT
94-95	44	13	33	46	22/44	7	1	0	1
95-96	41	13	24	37	12/24	4	1	1	1
96-97	42	25	21	46	13/37	11	2	0	2
97-98	15	2	10	12	1/2	1	1	0	0
Total	142	53	88	141	48/107	23	5	1	4

#22 • Ben Clymer

Year	GP	G	A	TP	P/PIM	PP	GW	SH	HT
96-97	29	7	13	20	28/64	3	1	1	1
97-98	1	0	0	0	1/2	0	0	0	0
Total	30	7	13	20	29/66	3	1	1	1

#17 • Wyatt Smith

Year	GP	G	A	TP	P/PIM	PP	GW	SH	HT
95-96	32	4	5	9	16/32	0	1	1	0
96-97	38	16	14	30	18/44	3	4	1	0
97-98	22	13	12	25	17/34	1	3	1	0
Total	92	33	31	64	51/110	4	8	3	0

#11 • Dave Spehar

Year	GP	G	A	TP	P/PIM	PP	GW	SH	HT
96-97	40	20	17	37	15/30	11	5	0	0
97-98	22	8	9	17	4/8	4	0	0	0
Total	62	28	26	54	19/38	15	5	0	0

#21 • Mike Lyons

Year	GP	G	A	TP	P/PIM	PP	GW	SH	HT
96-97	32	1	5	6	23/68	0	0	0	0
97-98	21	1	7	8	17/34	0	0	0	0
Total	53	2	12	14	40/102	0	0	0	0

#31 • Willy Marvin

Year	G	W-L-T	MIN	GA	GAA	SV	SV%
95-96	<i>Redshirted</i>						
96-97	4	0-0-0	13	1	4.54	3	.750
97-98	2	0-0-0	48	3	3.75	16	.842
Total	6	0-0-0	61	4	3.93	19	.826

GOLDEN GOPHER HOCKEY

Weekly Release & Notes/January 26, 1998

University of Minnesota Men's Athletics
Media Relations Office
Phone: 612.625.4090 • Fax: 612.625.0359
<http://www.gophersports.com>
Hockey Contact: Brad Rutter

Minnesota (10-14-0, 6-10-0) at Michigan Tech (11-12-2, 6-11-1)

Friday, January 30 6:05 p.m. MacInnes Student Ice Arena Houghton, Mich.
Saturday, January 31 4:05 p.m. MacInnes Student Ice Arena Houghton, Mich.

Series Information

Minnesota leads 137-65-10
Last 10 games - Minnesota leads 8-1-1
First meeting - 2/12/29, MN 3-0
Last meeting - 1/25/97, MN 8-4
Minnesota's longest win streak - 14
Michigan Tech's longest win streak - 7
'90s - MN 21-5-2
'80s - MN 22-5-1
'70s - MTU 17-11-0
'60s - MTU 19-6-3
'50s - MN 20-12-2
'40s - MN 28-4-0
'30s - MN 28-3-2
'20s - MN 1-0-0
Exhibition games - Tied 1-1-0

Radio/TV: The Minnesota/Michigan Tech series will be broadcast live by KSTP-AM (1500). There will be no television coverage of this weekend's series.

Golden Gophers Last Weekend:

Minnesota swept a weekend series against Minnesota-Duluth at Mariucci Arena. The Golden Gophers claimed victory on Friday night (7-1) before winning by the count of 6-5 on Saturday.

Huskies Last Weekend: Michigan Tech was idle from competition last weekend after being swept (6-2, 6-3) at first-place North Dakota on Jan. 16-17.

Last Season vs. Michigan Tech:

Minnesota claimed four wins by a combined score of 19-6 in the four meetings between the two teams last season. The Golden Gophers and goaltender Erik Day posted consecutive 3-0 shutouts in a November series at Mariucci Arena before traveling to Houghton in late January and winning two high-scoring affairs (5-2, 8-4) on the road • Day became the first goaltender in league history to post back-to-back shutouts in his first two games as a starter. He stopped all 37 shots he faced on the weekend • Minnesota held the Michigan Tech power play to a 2-for-27 clip in the four games • Minnesota enjoyed two offensive outbursts in the first period of last season's games at Michigan Tech, netting three first-period goals in Friday's game before scoring four times in the opening frame on Saturday • Ben Clymer (injured) scored his first career hat trick in the 8-4 win on 1/25/97

Series Notes: Heading into last season's games in Houghton, Minnesota had won six of its previous eight contests • Doug Woog is 37-7-2 (.826) in 46 career games against Michigan Tech • Minnesota has an 11-3-1 advantage in 15 postseason meetings • seven of the last eight games in the series have been decided by three or more goals • Minnesota has scored first in nine of the last 10 games against MTU • Minnesota has outscored MTU 18-7 in the second period of the last eight games in the series

Nice Seein' Ya: The Golden Gophers and Huskies will play just this one series during the regular season. Minnesota does not host Michigan Tech or travel to Denver during the 1997-98 regular season.

Team Comparisons (1997-98 season)

Michigan Tech		Minnesota
37/148 (.250)	PP	22/141 (.156)
16/97 (.165)	WCHA PP	10/86 (.116)
107/130 (.823)	PK	99/118 (.839)
72/89 (.809)	WCHA PK	68/78 (.872)
6-4-0	Last 10	6-4-0

Career Scoring vs. Michigan Tech

Player (games)	G-A-Pts
Reggie Berg (7)	3-5-8
Ryan Kraft (11)	2-6-8
Casey Hankinson (9)	3-3-6
Dave Spehar (4)	2-4-6
Ben Clymer (2)	4-1-5
Jason Godbout (9)	2-1-3
Wyatt Smith (5)	2-1-3
Mike Anderson (7)	1-2-3
Nate Miller (4)	1-0-1

Career Scoring Notes: Spehar scored five points (1-4-5) in the two wins last season in Houghton • Berg and Smith each netted two goals in the two road wins last season • Kraft scored six of his eight points as a freshman

Steve DeBus Game-By-Game vs. Michigan Tech

Date	W/L	Min	GA	GAA	SV	SV%
1/25/97	W	60:00	4	4.00	16	.800
1/24/97	W	60:00	2	2.00	20	.909
3/9/96	W	60:00	2	2.00	26	.929
10/14/95	L	59:33	4	4.04	26	.867
Totals	3-1-0	239:33	12	3.01	88	.880

Games in italics are at Michigan Tech

At MacInnes Student Ice Arena

5 games 2-1-0 179:33 10 3.34 62 .861

SCHEDULE/RESULTS

Oct. 10	&vs. Michigan (exhibition)	L 3-2
Oct. 17	MAINE	L 6-1
Oct. 18	MAINE	W 3-2
Oct. 24	@Minn-Duluth	L 5-3
Oct. 25	@Minn-Duluth	W 5-1
Oct. 31	NORTH DAKOTA	W 6-5
Nov. 1	NORTH DAKOTA	L 3-2
Nov. 7	@Wisconsin	W 4-2
Nov. 8	@Wisconsin	L 3-2
Nov. 14	@Alaska-Anchorage	L 3-2
Nov. 15	@Alaska-Anchorage	L 3-2
Nov. 21	COLORADO COLLEGE	L 5-1
Nov. 22	COLORADO COLLEGE	L 4-3 (ot)
Nov. 28	#@Michigan	L 4-3
Nov. 30	#@Michigan State	L 3-2
Dec. 19	ST. CLOUD STATE	L 3-1
Dec. 20	@St. Cloud State	L 4-1
Dec. 27	^BROWN	W 6-3
Dec. 28	^NORTHEASTERN	L 4-2
Dec. 30	*HV-71 (exhibition)	L 10-2
Jan. 2	MANKATO STATE	W 6-2
Jan. 3	MANKATO STATE	W 4-3
Jan. 16	DENVER	L 5-2
Jan. 17	DENVER	W 5-2
Jan. 23	MINN-DULUTH	W 7-1
Jan. 24	MINN-DULUTH	W 6-5
Jan. 30	@Michigan Tech	6 p.m.
Jan. 31	@Michigan Tech	4 p.m.
Feb. 6	WISCONSIN	7:30 p.m.
Feb. 7	&WISCONSIN	7 p.m.
Feb. 14	@North Dakota	2 p.m.
Feb. 15	@North Dakota	2 p.m.
Feb. 20	ALASKA-ANCHORAGE	7:30 p.m.
Feb. 21	ALASKA-ANCHORAGE	7:30 p.m.
Feb. 27	@Colorado College	8:30 p.m.
Feb. 28	@Colorado College	8 p.m.
Mar. 6	@St. Cloud State	7 p.m.
Mar. 7	ST. CLOUD STATE	7 p.m.
Mar. 13-15	WCHA PLAYOFFS	TBA
Mar. 19-21	WCHA Final Five Milwaukee, Wis.	
Mar. 27-29	NCAA Regional AnnArbor/Albany	
Apr. 2-4	NCAA Championships Boston	
	^-Mariucci Classic (at Mariucci Arena)	
	&-Target Center #-College Hockey Showcase	



CHECKS & POINTS

Team Notes

Minnesota has outshot its opponents in 13 straight games, including a margin of 361-232 (14 shots per game average) in the last nine contests. On the season, the Golden Gophers' 845-658 advantage in shots on net represents an average of 7.8 more shots per game than their opponent

The attendance of 9,869 at Saturday's win against Minnesota-Duluth represents the largest crowd of the season and the second largest in the five-year history of the new Mariucci Arena. On the weekend, a total of 45,257 attended the two hockey games, Friday's wrestling match against Iowa, and Saturday's basketball game against Ohio State

The team that reaches three goals first has won 22 of Minnesota's 24 games this season

A season-high 13 players broke into the scoring column in Friday's 7-1 win against Minnesota-Duluth

The Golden Gophers are 9-0-0 when scoring four or more goals but just 1-14-0 when scoring three or less goals this season

The Golden Gophers have equal or less penalties than their opponent in 19 of 24 games this season

Minnesota set team season highs in goals (7), power-play goals (3), and first-period goals (3) in Friday's win over Minnesota-Duluth

Minnesota is 9-5-0 when scoring first, but is just 1-9-0 when its opponents score the first goal of the game. The Golden Gophers are 56-13-2 (.803) in their last 71 games when scoring first

The Golden Gophers swept their first WCHA series of the season with the pair of wins over Minnesota-Duluth last weekend

Minnesota has not been shut out in its last 117 games (last time, March 4, 1995 at St. Cloud State, 3-0), and in that same time span has shut out its opponent on 10 occasions

Minnesota will play its first conference road series this weekend (@Michigan Tech) since travelling to Alaska-Anchorage on Nov. 14-15. Seven of Minnesota's last 12 regular-season games are on the road

Individual Notes

#5 Ryan Trebil
So., 6-1, 206, Bloomington, Minn.
✓ Is +4 in the last three games
✓ Is +2 in 16 conference games

#7 Ryan Kraft
Sr., 5-9, 190, Moorhead, Minn.
✓ Returned to the Golden Gopher lineup last weekend with three assists after missing seven games with a hand injury
✓ Has totals of 1-7-8 in his last six games
✓ Is just six points shy of becoming the 22nd member of the Golden Gopher 150-Point Club (53-91-144)

#8 Brett Abrahamson
Sr., 5-11, 189, Oakdale, Minn.
✓ Scored two goals in a game for the first time in his career in Saturday's win over Minnesota-Duluth
✓ Was +6 last weekend, including +4 on Saturday

#9 Casey Hankinson
Sr., 6-1, 202, Edina, Minn.
✓ Chipped in four assists in last weekend's sweep to hit the century mark (47-53-100) in 137 games as a Golden Gopher
✓ Has 19-29-48 in Minnesota's last 38 wins and just 5-4-9 in the team's last 27 losses and a tie

#10 Mike Anderson
Jr., 6-1, 200, Bloomington, Minn.
✓ Has registered a point in 10 of the last 12 games (6-8-14 in that span)
✓ Is +6 in his last three games
✓ Second on the team in assists (13)
✓ Tied for second on the team with seven goals in WCHA games
✓ Leads the team in +/- rating (+3)

#11 Dave Spehar
So., 5-7, 185, Duluth, Minn.
✓ Scored four goals and added an assist in last weekend's sweep of UMD
✓ Has totals of 5-2-7 in four games this season against Minnesota-Duluth and 7-3-10 in eight career games against his hometown team
✓ Has scored a point in seven of his last eight games (8-4-12 in those games) and scored a goal in five of his last eight games
✓ Leads the team with six power-play goals and by scoring on 15.8 percent of his shots on goal
✓ Third on the team in scoring (12-10-22) and tied for second on the squad in goals

#17 Wyatt Smith
Jr., 5-11, 197, Warroad, Minn.
✓ Scored a point in six straight and seven of his last eight games
✓ Has totals of 4-7-11 in his last six games

and 5-10-15 in his last eight contests
✓ Leads the team in goals (13), total points (28), multiple-point games (eight), tied for first on the team in assists (15), and ranks third in shots on goal (91)
✓ Totals of 25-26-51 in his last 43 games
✓ Has 15 career multiple-point games, 12 of them in his last 34 games
✓ Totalled 19 points this season in Minnesota's 10 wins, but just nine points in the team's 14 losses

#19 Reggie Berg
Jr., 5-11, 182, Anoka, Minn.
✓ Has three straight multiple-point games (4-3-7 in those games)
✓ Has scored in eight of Minnesota's 10 wins this season, including totals of 9-9-18 in the team's 10 victories and just 3-2-5 in the Golden Gophers' 14 losses
✓ Second on the team in scoring (12-11-23)
✓ Pacing Minnesota this season with 109 shots on goal through 24 games
✓ Minnesota is 21-1-0 in his career when he scores more than one point in a game
✓ Has scored a point in eight of his last nine games
✓ Totals of 6-4-10 in his last six games
✓ Leads the team in scoring (10-10-20) in conference games

#24 Bill Kohn
So., 6-0, 192, Roseville, Minn.
✓ Has scored points in three of four games since returning to the lineup (injury)
✓ Was a +5 in last weekend's sweep of Minnesota-Duluth

#29 Rico Pagel
So., 5-11, 190, Minnetonka, Minn.
✓ Scored a career high three points (all assists) in Friday night's win over UMD

#34 Steve DeBus
Sr., 5-9, 177, Rochester, Minn.
✓ Stopped 31 of 32 shots in collecting the win in Friday night's game against UMD
✓ Has started every Friday night game this season

#35 Erik Day
Fr., 5-9, 205, Elk River, Minn.
✓ Picked up his third win of the season by turning away a season high 34 shots in Saturday's 6-5 win over the Bulldogs
✓ Each of his starts (5) have been on Saturday

All-Time Record

Minnesota owns an all-time record of 1,298-726-104 (.634) in 76-plus seasons of hockey (2,128 games)

1997-98 WCHA STANDINGS/THIS WEEK'S SCHEDULE

Team (Overall Record)	GP	W	L	T	Pts	GF	GA	GDiff
1. North Dakota (17-4-1)	18	13	4	1	27	79	47	+32
2. Wisconsin (17-6-1)	16	12	3	1	25	64	40	+24
3. St. Cloud State (15-7-2)	18	12	5	1	25	65	51	+14
4. Colorado College (14-9-2)	18	9	8	1	19	60	60	even
5. Minnesota-Duluth (12-13-1)	18	7	10	1	15	49	64	-15
6. Michigan Tech (11-12-2)	18	6	11	1	13	50	68	-18
7. Minnesota (10-14-0)	16	6	10	0	12	52	54	-2
Alaska-Anchorage (6-15-3)	18	5	11	2	12	32	49	-17
9. Denver (7-17-0)	16	4	12	0	8	48	66	-18

Friday, January 30

Alaska-Anchorage @ Wisconsin
 Colorado College @ Minn-Duluth
 Denver @ St. Cloud State
 *Minnesota @ Michigan Tech

Saturday, January 31

Alaska-Anchorage @ Wisconsin
 Colorado College @ Minn-Duluth
 Denver @ St. Cloud State
 *Minnesota @ Michigan Tech
 **Mankato State @ North Dakota

Sunday, February 1

**Mankato State @ North Dakota

*-Winter Carnival
 **-nonconference game

Scoring Sooner Or Later

Scoring early or late in a period can many times be a great momentum builder for a team. Two key goals in Saturday's win against UMD were Brett Abrahamson's goal :16 into the second period and Dave Spehar's tally with :54 remaining in the same frame. Minnesota has scored five times this season in the first two minutes of a period, and five times this season in the final two minutes of a period. Listed below are Minnesota's early and late goals this season (empty-net goals not included)

Player	Time	Date/Opp
Casey Hankinson	19:13, 1st	Oct. 31/UND
Reggie Berg	:07, 1st	Nov. 1/UND
Dave Spehar	19:00, 1st	Nov. 15/UAA
Mike Anderson	:22, 2nd	Nov. 22/CC
Wyatt Smith	18:40, 2nd	Nov. 30/Mich St
Casey Hankinson	1:03, 2nd	Dec. 28/NU
Reggie Berg	19:51, 3rd	Jan. 2/Mankato
Wyatt Smith	1:01, 2nd	Jan. 3/Mankato
Brett Abrahamson	:16, 2nd	Jan. 24/UMD
Dave Spehar	19:06, 2nd	Jan. 24/UMD

Woog's Window

Minnesota Head Coach Doug Woog has produced unparalleled numbers as the man behind the Golden Gopher bench over the last 12 seasons. Entering Friday's game, Woog has a career record of 367-160-31 (.685) overall and a WCHA mark of 264-110-29 (.691). Minnesota has appeared in the NCAA Tournament in each of Woog's 12 seasons and has finished first or second in the WCHA in 11 of his 12 campaigns. Among Woog's regular media appearances are: WCCO-AM (830) with Moose Miller, Mondays and Fridays at 5:35 p.m. KSTP-AM (1500) with Pat Reusse and Joe Soucheray. Saturday mornings at 11 a.m., Mondays at a to be determined time, and the postgame show. KARE-TV (Ch. 11) Gopher Sports Extra on selected Saturdays during the 1997-98 season.

Injury Update

Sophomore F Cory Miller (Bloomington, Minn.) is undergoing rehabilitation on his right knee. He is expected to be sidelined for two to three more weeks. Senior co-captain Ryan Kraft (Moorhead, Minn.) returned to action last weekend after having missed the previous seven games due to a broken bone in his hand. The last of three pins was removed from the hand last Thursday. Sophomore D Ben Clymer (Bloomington, Minn.) and senior D Jason Godbout (Woodbury, Minn.) are both progressing well with individual rehabilitations after their respective surgeries (Clymer-shoulder; Godbout-elbow). Clymer is still expected to be on the shelf for the remainder of the 1997-98 season, with Godbout on course for a possible return to action in the next few weeks. Senior F Casey Hankinson (Edina, Minn.; hip, flu, dislocated thumb), will play this weekend despite a number of nagging injuries.

WCHA Numbers Of Note: Despite having a 6-10-0 conference record, Minnesota has only been outscored in WCHA games by two goals (54-52) • the Golden Gophers own a 572-457 advantage in shots on goal (seven per game) in WCHA games • Minnesota has outscored its opponents 19-13 in the first period of conference games • Reggie Berg ranks fourth in the league in scoring (conference games only) with 10-10-20 • Wyatt Smith is tied for sixth in the league in scoring (all games) with 13-15-28

##For More Notes, See "Did You Know" on the next page of notes##

The Last Time

Minnesota Swept A Road Series:

January 24-25, 1997 @ Michigan Tech (5-2, 8-4)

Minnesota Was Swept In A Road Series:

November 14-15, 1997 @ Alaska-Anchorage (3-2, 3-2)

Minnesota Swept A Home Series: January 23-

24, 1998 vs. Minnesota-Duluth (7-1, 6-5)

Minnesota Was Swept In A Home Series:

November 21-22, 1997 vs. Colorado College (5-1, 4-3 ot)

Minnesota Shut Out An Opponent: February

22, 1997 @ Colorado College (Steve DeBus, 3-0)

An Opponent Shut Out Minnesota: March 4,

1995 @ St. Cloud State (Brian Leitza, 3-0)

Minnesota Player Scored A Hat Trick: March

1, 1997 (Ryan Kraft, 7-3 Minnesota win)

Minnesota Player Scored A Natural Hat Trick:

December 30, 1994 @ Mariucci Arena vs. Yale (Ryan Kraft, 6-2 Minnesota win)

An Opponent Scored A Hat Trick: February 1,

1997 @ North Dakota (Jason Blake, 6-2 Minnesota loss)

Minnesota Player Scored Four Goals In A

Game: November 9, 1996 vs. North Dakota (Casey Hankinson, 10-6 Minnesota win)

Minnesota Had 50 or More Shots On Goal In

A Game: March 14, 1997 vs. St. Cloud State at WCHA Final Five (52 shots, 5-4 Minnesota overtime win)

Opponent Had 50 or More Shots On Goal In A

Game: January 31, 1997 @ North Dakota (51 shots, 6-4 Minnesota loss)

Minnesota Player Scored A Shorthanded

Goal: January 3, 1998 vs. Mankato State (Wyatt Smith, 4-3 Minnesota win)

Minnesota Won In Overtime: March 14, 1997

vs. St. Cloud State @ WCHA Final Five (5-4)

Minnesota Lost In Overtime: November 22,

1997 vs. Colorado College (4-3)

Minnesota Tied In Overtime: February 21,

1997 @ Colorado College (3-3)

Minnesota Scored 10 Goals Or More In A

Game: November 9, 1996 vs. North Dakota (10-6 Minnesota win)

Opponent Scored 10 Goals Or More In A

Game: January 30, 1993 @ Michigan Tech (10-2 Minnesota loss)

TEAM SEASON HIGHS/LOWS

MOST GOALS/GAME	(7) 1/23 vs. Minnesota-Duluth
LEAST GOALS/GAME	(1) 10/17 vs. Maine; 11/21 vs. Colorado College; 12/19 & 12/20 vs. St. Cloud St.
MOST ASSISTS/GAME	(14) 1/23 vs. Minnesota-Duluth
LEAST ASSISTS/GAME	(0) 11/21 vs. Colorado College
MOST GOALS AGAINST/GAME	(6) 10/17 vs. Maine
LEAST GOALS AGAINST/GAME	(1) 10/25 @ Minnesota-Duluth; 1/23 vs. Minnesota-Duluth
MOST ASSISTS AGAINST/GAME	(10) 10/17 vs. Maine; 10/31 vs. North Dakota
LEAST ASSISTS AGAINST/GAME	(2) 10/18 vs. Maine; 10/25 @ UMD; 1/23 vs. UMD
MOST GOALS/PERIOD	(3) seven times, most recent-1st period, 1/24 vs. Minnesota-Duluth
MOST GOALS AGAINST/PERIOD	(3) five times, most recent-3rd period, 1/24 vs. Minnesota-Duluth
MOST SHOTS ON GOAL/GAME	(47) 12/27 vs. Brown
LEAST SHOTS ON GOAL/GAME	(22) 11/21 vs. Colorado College
MOST SHOTS AGAINST/GAME	(44) 10/24 @ UMD
LEAST SHOTS AGAINST/GAME	(9) 12/19 vs. St. Cloud State
MOST SHOTS ON GOAL/PERIOD	(20) 1st, 12/27 vs. Brown
MOST SHOTS AGAINST/PERIOD	(19) 3rd, 1/24 vs. Minnesota-Duluth
MOST PENALTIES/GAME	(16) 1/2 vs. Mankato State
LEAST PENALTIES/GAME	(3) 1/16 vs. Denver
MOST PIM/GAME	(36) 10/25 @ Minnesota-Duluth; 1/24 vs. Minnesota-Duluth
LEAST PIM/GAME	(6) 1/16 vs. Denver
MOST OPP. PENALTIES/GAME	(21) 12/28 vs. Northeastern
LEAST OPP. PENALTIES/GAME	(4) 10/31 vs. North Dakota
MOST OPP. PIM/GAME	(42) 12/28 vs. Northeastern
LEAST OPP. PIM/GAME	(8) 10/31 vs. North Dakota

DID YOU KNOW...

Minnesota had scored three goals in a period just four times entering last weekend's series against Minnesota-Duluth. The Golden Gophers posted a three spot on the scoreboard three times in the weekend series against the Bulldogs • the :16 between goals in the first period of Saturday's win marks the shortest margin between tallies this season for Minnesota • the Golden Gophers have 30 or more shots on goal in their last five and nine of their last 10 games, and 40 or more shots on goal in three of their last four and five of their last eight games • Minnesota has just one tie in its last 91 games, a 3-3 deadlock on Feb. 21, 1997 at Colorado College. The last time Minnesota finished 65 minutes tied at Mariucci Arena was Feb. 25, 1995 (5-5) against North Dakota • Minnesota has an 9-8-1 (.528) record on Jan. 30 in school history, with an 12-8-0 (.600) mark on Jan. 31 • Minnesota owns a record of 4-7 in one-goal games. Last season, Minnesota was 7-5 in 12 one-goal games. Before this season, the program was 58-28 (.674) in its previous 86 one-goal games. The Golden Gophers have won their last two one-goal games • in the first four full seasons of the new Mariucci Arena, Minnesota was 55-15-4 (.770). This season, the Golden Gophers are 8-7-0 (.533) on home ice • Minnesota has allowed three or less goals in 14 of 24 games this season, but has just an 8-6-0 record in those games. Last season, Minnesota was 23-3-1 when surrendering three or less goals • Minnesota is 72-7-2 (.901) the past four seasons when leading after two periods • a total of eight Golden Gophers have been drafted by NHL organizations. A listing of players drafted and the respective organization follows: Mike Anderson—Washington; Reggie Berg—Toronto; Ben Clymer—Boston; Jason Godbout—Pittsburgh; Casey Hankinson—Chicago; Ryan Kraft—San Jose; Aaron Miskovich—Colorado; Wyatt Smith—Phoenix

LOOKING AHEAD...

Golden Gophers Welcome Badgers Next Weekend: Minnesota will return home next weekend to host Wisconsin in the annual Border Battle. Friday's game at Mariucci Arena begins at 7:35 p.m. with Saturday's rematch at Target Center starting at 7:05 p.m. Both games can be heard on KSTP-AM 1500 and seen on Midwest Sports Channel (MSC). Minnesota has won the past eight home regular-season games between the two teams.

1997-98 WCHA WEEKLY HONORS

(date indicates when the award was announced)

OFFENSIVE PLAYER OF THE WEEK
November 10 Reggie Berg

DEFENSIVE PLAYER OF THE WEEK
October 27 Steve DeBus

ROOKIE OF THE WEEK
November 3 Aaron Miskovich

MULTIPLE-POINT GAMES

Player(games)	Last Time	Record
Smith (8)	1/24 vs. UMD (2a)	6-2-0
Berg (6)	1/24 vs. UMD (1g, 1a)	5-1-0
Anderson (5)	1/17 vs. Denver (2g, 1a)	2-3-0
Hankinson (5)	1/24 vs. UMD (2a)	4-1-0
Kraft (4)	1/23 vs. UMD (2a)	2-2-0
Spehar (4)	1/24 vs. UMD (2g)	4-0-0
Mills (3)	1/3 vs. Mankato St. (2a)	3-0-0
Kohn (2)	1/24 vs. UMD (2a)	2-0-0
Miskovich (2)	11/28 vs. Michigan (1g, 2a)	1-1-0
Abrahamson (1)	1/24 vs. UMD (2g)	1-0-0
Pagel (1)	1/23 vs. UMD (3a)	1-0-0
Trebil (1)	1/17 vs. Denver (2a)	1-0-0
Westrum (1)	10/31 vs. UND (2g)	1-0-0

Minnesota's Record When In 1997-98

Overall Record	10-14-0
WCHA Record	6-10-0
Home Record	8-7-0
Road Record	2-7-0
Neutral Site Record	0-0-0
Last 20 Games	8-12-0
Last 10 Games	6-4-0
Last 5 Games	4-1-0

Power Play	22 of 141 (.156)
Penalty Kill	19 of 118 (.839)
Scoring A Power-Play Goal	8-6-0
Not Scoring A Power-Play Goal	2-8-0
Allowing A Power-Play Goal	5-8-0
Not Allowing A Power-Play Goal	5-6-0
Scoring A Short-Handed Goal	2-0-0
Allowing A Short-Handed Goal	0-5-0

Penalties/Avg. Per Game	220/9.2
Penalty Minutes/Avg. Per Game	489/20.4
10 Or More Penalties	6-7-0
Fewer Than 10 Penalties	4-7-0
More Penalties Than Opponent	3-2-0
Fewer Penalties Than Opponent	4-8-0
Same Amount Of Penalties	3-4-0

In One-Goal Games	4-7-0
In Two-Goal Games	1-3-0
In Three-Goal or More Games	5-4-0
In Overtime Games	0-1-0
Scoring 4 or More Goals	9-0-0
Scoring 3 or More Goals	10-3-0
Scoring 2 or Fewer Goals	0-11-0
Allowing 4 or More Goals	2-8-0
Allowing 3 or Fewer Goals	8-6-0

Scoring First	9-5-0
Opponents Score First	1-9-0
Leading After One Period	8-2-0
Trailing After One Period	0-8-0
Tied After One Period	2-4-0
Leading After Two Periods	8-2-0
Trailing After Two Periods	0-10-0
Tied After Two Periods	2-2-0

Having 10-19 Shots On Goal	0-0-0
Having 20-29 Shots On Goal	2-2-0
Having 30-39 Shots On Goal	5-7-0
Having 40 or More Shots On Goal	3-5-0
Allowing Fewer Than 10 Shots On Goal	0-1-0
Allowing 10-19 Shots On Goal	0-0-0
Allowing 20-29 Shots On Goal	6-9-0
Allowing 30-39 Shots On Goal	4-3-0
Allowing 40 or More Shots On Goal	0-1-0
Outshooting Opponent	8-9-0
Opponent Outshoots Minnesota	2-5-0
Shots Are Even	0-0-0

October	3-2-0
November	1-8-0
December	1-3-0
January	5-1-0
February	0-0-0
March	0-0-0
First Game Of A Series	5-7-0
Second Game Of A Series	5-7-0
Series Record	2-4-6
Games Following A Win	4-5-0
Games Following A Loss	6-9-0
Games Following A Tie	0-0-0

University of Minnesota
1997-98 Men's Ice Hockey Statistics
Record: 10-14/ 6-10 WCHA

Date	Opponent	Score	Record	Site	Attend	Goaltender of Record	
10/17	Maine	1 - 6 L	0- 1	H Mariucci Arena	9866	Steve DeBus	0- 1
10/18	Maine	W 3 - 2	1- 1	H Mariucci Arena	9749	Steve DeBus	1- 1
10/24	*Minnesota-Duluth	3 - 5 L	1- 2	A Duluth, Minn.	5590	Steve DeBus	1- 2
10/25	*Minnesota-Duluth	W 5 - 1	2- 2	A Duluth, Minn.	5420	Steve DeBus	2- 2
10/31	*North Dakota	W 6 - 5	3- 2	H Mariucci Arena	9847	Steve DeBus	3- 2
11/ 1	*North Dakota	2 - 3 L	3- 3	H Mariucci Arena	9859	Steve DeBus	3- 3
11/ 7	*Wisconsin	W 4 - 2	4- 3	A Madison, Wis.	8323	Steve DeBus	4- 3
11/ 8	*Wisconsin	2 - 3 L	4- 4	A Madison, Wis.	8340	Steve DeBus	4- 4
11/14	*Alaska-Anchorage	2 - 3 L	4- 5	A Anchorage, Alaska	4733	Steve DeBus	4- 5
11/15	*Alaska-Anchorage	2 - 3 L	4- 6	A Anchorage, Alaska	5375	Steve DeBus	4- 6
11/21	*Colorado College	1 - 5 L	4- 7	H Mariucci Arena	9837	Steve DeBus	4- 7
11/22	*Colorado College	3 - 4 L OT	4- 8	H Mariucci Arena	9821	Steve DeBus	4- 8
11/28	Michigan	3 - 4 L	4- 9	A Ann Arbor, Mich.	6498	Steve DeBus	4- 9
11/30	Michigan State	2 - 3 L	4-10	A East Lansing, Mich.	6264	Steve DeBus	4- 10
12/19	*St. Cloud State	1 - 3 L	4-11	H Mariucci Arena	9809	Steve DeBus	4- 11
12/20	*St. Cloud State	1 - 4 L	4-12	A St. Cloud, Minn.	7051	Erik Day	0- 1
12/27	Brown	W 6 - 3	5-12	H Mariucci Arena	9807	Steve DeBus	5- 11
12/28	Northeastern	2 - 4 L	5-13	H Mariucci Arena	9767	Steve DeBus	5- 12
1/ 2	Mankato State	W 6 - 2	6-13	H Mariucci Arena	9831	Steve DeBus	6- 12
1/ 3	Mankato State	W 4 - 3	7-13	H Mariucci Arena	9852	Erik Day	1- 1
1/16	*Denver	2 - 5 L	7-14	H Mariucci Arena	9732	Steve DeBus	6- 13
1/17	*Denver	W 5 - 2	8-14	H Mariucci Arena	9731	Erik Day	2- 1
1/23	*Minnesota-Duluth	W 7 - 1	9-14	H Mariucci Arena	9702	Steve DeBus	7- 13
1/24	*Minnesota-Duluth	W 6 - 5	10-14	H Mariucci Arena	9869	Erik Day	3- 1

*-WCHA Game

Record	W	L	Pct	Attendance #	Total	Avg	
All Games	10	14	.417	Home	15	147079	9805
WCHA	6	10	.375	Away	9	57594	6399
Home	8	7	.533	Neutral	0	0	0
Away	2	7	.222	Total	24	204673	8528
Neutral	0	0	.000				
Ahead After 1 Period	8	2	.800				
Behind After 1 Period	0	8	.000				
Tied After 1 Period	2	4	.333				
Ahead After 2 Periods	8	2	.800				
Behind After 2 Periods	0	10	.000				
Tied After 2 Periods	2	2	.500				
Score First	9	5	.643				
Do Not Score First	1	9	.100				
Overtime Games	0	1	.000				

University of Minnesota
1997-98 Men's Ice Hockey Statistics
WCHA Games Only

Golden Gophers	GP/ GS	G	A	Pts +/-	Sht	Sht %	Pen/	Min	PP	SH	EN	GW	GT	HT
Reggie Berg	16/ 7	10	10	20 2	82	12.2	6 / 12	4	0	1	1	0	0	
Mike Anderson	16/ 7	7	8	15 1	57	12.3	10 / 28	1	0	2	0	0	0	
Wyatt Smith	16/ 12	7	8	15 -2	57	12.3	14 / 28	0	0	0	1	0	0	
Dave Spehar	16/ 8	7	7	14 3	45	15.6	6 / 12	2	0	0	1	0	0	
Bill Kohn	16/ 16	1	8	9 1	31	3.2	16 / 51	1	0	0	0	0	0	
Ryan Kraft	13/ 6	1	8	9 -7	52	1.9	1 / 2	0	0	0	1	0	0	
Casey Hankinson	15/ 6	2	6	8 -5	48	4.2	14 / 39	0	0	0	0	0	0	
Aaron Miskovich	14/ 1	3	3	6 -4	37	8.1	5 / 10	0	1	0	0	0	0	
Brett Abrahamson	16/ 14	3	2	5 1	20	15.0	4 / 8	0	0	0	1	0	0	
Nate Miller	16/ 1	3	2	5 -5	25	12.0	11 / 22	0	0	0	0	0	0	
Erik Westrum	16/ 0	3	2	5 -2	30	10.0	10 / 20	1	0	1	1	0	0	
Rico Pagel	16/ 0	0	5	5 -1	20	0.0	2 / 4	0	0	0	0	0	0	
Mike Lyons	16/ 0	0	5	5 -3	21	0.0	14 / 28	0	0	0	0	0	0	
Ryan Trebil	16/ 0	1	3	4 2	7	14.3	15 / 30	0	0	0	0	0	0	
Stuart Senden	16/ 0	2	1	3 -1	8	25.0	0 / 0	0	0	0	0	0	0	
Dylan Mills	16/ 2	1	2	3 -6	15	6.7	7 / 14	0	0	0	0	0	0	
Matt Leimbek	12/ 0	0	2	2 0	4	0.0	2 / 4	0	0	0	0	0	0	
Jason Godbout	9/ 0	1	0	1 -4	9	11.1	2 / 4	1	0	0	0	0	0	
Cory Miller	5/ 0	0	0	0 0	3	0.0	0 / 0	0	0	0	0	0	0	
Steve DeBus	13/ 12	0	0	0 0	1	0.0	0 / 0	0	0	0	0	0	0	
Erik Day	5/ 4	0	0	0 0	0	0.0	1 / 2	0	0	0	0	0	0	
Willy Marvin	1/ 0	0	0	0 0	0	0.0	0 / 0	0	0	0	0	0	0	
Golden Gophers	16 / 16	52	82	134	572	9.1	143 / 324	10	1	4	6	0	0	
Opponents	16 / 16	54	81	135	455	11.9	149 / 314	10	2	4	10	0	0	

Bench Penalties: Golden Gophers 3 (6 Minutes); Opponents 2 (4 Minutes)
Power Play: Golden Gophers 10/86 (11.6%); Opponents 10/78 (12.8%);

Goaltending Statistics

Golden Gophers	GP/ GS	Min	GAA	W	L	T	ENG	Sho	GA	Sv	Sv %
Willy Marvin	1 / 0	8:21	0.00	0	0	0	1	0	0	3	1.000
Steve DeBus	13 / 12	718:02	3.18	4	9	0	2	0	38	309	.890
Erik Day	5 / 4	224:38	3.21	2	1	0	1	0	12	91	.883
Golden Gophers	16 / 16	951:01	3.15	6	10	0	4	0	50	403	.890
Opponents	16 / 16	957:02	3.01	10	6	0	4	0	48	520	.915

Statistics by Period

Goals	1	2	3	OT	Tot	Penalties	1	2	3	OT	Tot
Golden Gophers	19	12	21	0	52	Golden Gophers	50	46	47	0	143
Opponents	13	17	23	1	54	Opponents	54	48	47	0	149
Shots	1	2	3	OT	Tot	Penalty Minutes	1	2	3	OT	Tot
Golden Gophers	182	192	196	2	572	Golden Gophers	111	103	110	0	324
Opponents	148	157	150	2	457	Opponents	116	96	102	0	314

University of Minnesota
1997-98 Men's Ice Hockey Statistics
Record: 10-14/ 6-10 WCHA

Golden Gophers	GP/ GS	G	A	Pts +/-	Sht	Sht %	Pen/	Min	PP	SH	EN	GW	GT	HT
Wyatt Smith	24/ 17	13	15	28 -1	91	14.3	20/ 40	1	1	0	3	0	0	
Reggie Berg	24/ 9	12	11	23 -1	109	11.0	13/ 37	4	0	1	1	0	0	
Dave Spehar	24/ 12	12	10	22 -1	76	15.8	7/ 14	6	0	0	1	0	0	
Mike Anderson	24/ 10	8	13	21 3	93	8.6	17/ 42	1	0	2	0	0	0	
Casey Hankinson	23/ 10	7	9	16 -10	73	9.6	23/ 57	4	0	0	0	0	0	
Ryan Kraft	17/ 8	2	13	15 -3	68	2.9	1/ 2	1	0	0	1	0	0	
Bill Kohn	22/ 21	3	10	13 0	40	7.5	20/ 59	1	0	0	0	0	0	
Aaron Miskovich	18/ 2	4	5	9 -7	44	9.1	6/ 12	1	1	0	0	0	0	
Brett Abrahamson	24/ 18	3	5	8 -1	24	12.5	11/ 22	0	0	0	1	0	0	
Nate Miller	24/ 2	3	5	8 -5	37	8.1	13/ 26	0	0	0	0	0	0	
Rico Pagel	24/ 1	2	6	8 -1	32	6.3	6/ 12	1	0	0	2	0	0	
Dylan Mills	24/ 6	1	7	8 -4	29	3.4	11/ 22	0	0	0	0	0	0	
Mike Lyons	23/ 2	1	7	8 0	26	3.8	17/ 34	0	0	0	0	0	0	
Erik Westrum	24/ 1	4	2	6 -6	46	8.7	13/ 26	1	0	1	1	0	0	
Ryan Trebil	24/ 0	1	3	4 0	13	7.7	22/ 44	0	0	0	0	0	0	
Matt Leimbek	19/ 0	0	4	4 1	10	0.0	2/ 4	0	0	0	0	0	0	
Stuart Senden	24/ 0	2	1	3 -1	15	13.3	5/ 10	0	0	0	0	0	0	
Jason Godbout	11/ 0	1	0	1 -4	10	10.0	3/ 6	1	0	0	0	0	0	
Ben Clymer	1/ 1	0	0	0 -1	5	0.0	1/ 2	0	0	0	0	0	0	
Cory Miller	11/ 0	0	0	0 0	3	0.0	3/ 6	0	0	0	0	0	0	
Steve DeBus	20/ 18	0	0	0 0	1	0.0	1/ 2	0	0	0	0	0	0	
Erik Day	7/ 5	0	0	0 0	0	0.0	1/ 2	0	0	0	0	0	0	
Willy Marvin	2/ 1	0	0	0 0	0	0.0	0/ 0	0	0	0	0	0	0	
Golden Gophers	24/ 24	79	126	205	845	9.3	220/ 489	22	2	4	10	0	0	
Opponents	24/ 24	81	120	201	658	12.3	242/ 508	19	6	4	14	0	0	

Bench Penalties: Golden Gophers 4 (8 Minutes); Opponents 4 (8 Minutes)
Power Play: Golden Gophers 22/141 (15.6%); Opponents 19/118 (16.1%);

Goaltending Statistics

Golden Gophers	GP/ GS	Min	GAA	W	L	T	ENG	Sho	GA	Sv	Sv %
Erik Day	7/ 5	289:33	3.11	3	1	0	1	0	15	114	.884
Steve DeBus	20/ 18	1088:57	3.25	7	13	0	2	0	59	449	.884
Willy Marvin	2/ 1	48:21	3.72	0	0	0	1	0	3	16	.842
Golden Gophers	24/ 24	1426:51	3.24	10	14	0	4	0	77	579	.883
Opponents	24/ 24	1435:56	3.13	14	10	0	4	0	75	766	.911

Statistics by Period

Goals	1	2	3	OT	Tot	Penalty	1	2	3	OT	Tot
Golden Gophers	28	21	30	0	79	Golden Gophers	71	70	79	0	220
Opponents	21	27	32	1	81	Opponents	78	74	90	0	242
Shots	1	2	3	OT	Tot	Penalty Minutes	1	2	3	OT	Tot
Golden Gophers	279	289	275	2	845	Golden Gophers	153	151	185	0	489
Opponents	222	226	210	2	660	Opponents	164	156	188	0	508

STATS BREAKDOWN

MINNESOTA ON THE POWER PLAY BY PERIOD

1st Period			2nd Period			3rd Period/*OT		
Date-Opp.	PP Time	Shots/Goals	Date-Opp.	PP Time	Shots/Goals	Date-Opp.	PP Time	Shots/Goals
10/17-MAINE	2:00	3/0	10/17-MAINE	4:00	4/0	10/17-MAINE	1:13	1/0
10/18-MAINE	2:00	1/0	10/18-MAINE	4:38	2/0	10/18-MAINE	1:41	1/1
10/24-@UMD	6:10	3/0	10/24-@UMD	3:50	1/0	10/24-@UMD	:43	2/0
10/25-@UMD	3:00	2/0	10/25-@UMD	0	—	10/25-@UMD	:24	1/1
10/31-UND	2:00	2/0	10/31-UND	:40	1/0	10/31-UND	1:20	2/0
11/1-UND	4:00	4/0	11/1-UND	5:48	5/0	11/1-UND	:33	1/1
11/7-@Wisconsin	2:00	1/0	11/7-@Wisconsin	4:50	5/1	11/7-@Wisconsin	2:36	1/0
11/8-@Wisconsin	8:00	9/0	11/8-@Wisconsin	4:00	5/0	11/8-@Wisconsin	0	—
11/14-@UAA	2:00	3/0	11/14-@UAA	5:22	3/0	11/14-@UAA	3:54	2/0
11/15-@UAA	0	—	11/15-@UAA	4:01	3/0	11/15-@UAA	1:26	2/1
11/21-CC	0:37	1/0	11/21-CC	4:39	4/0	11/21-CC	0	—
11/22-CC	4:00	2/0	11/22-CC	3:37	2/0	*11/22-CC	0	—
11/28-@Michigan	3:51	4/2	11/28-@Michigan	4:44	3/0	11/28-@Michigan	3:53	3/1
11/30-@Mich State	1:51	0/0	11/30-@Mich State	2:00	5/0	11/30-@Mich State	4:58	1/0
12/19-SCSU	4:32	3/1	12/19-SCSU	1:50	7/0	12/19-SCSU	7:21	10/0
12/20-@SCSU	4:00	3/0	12/20-@SCSU	2:33	0/0	12/20-@SCSU	:20	0/0
12/27-BROWN	3:12	9/1	12/27-BROWN	2:50	2/2	12/27-BROWN	2:00	0/0
12/28-N'EASTERN	6:02	8/0	12/28-N'EASTERN	5:40	4/0	12/28-N'EASTERN	10:33	18/1
1/2-MANKATO ST	4:48	8/1	1/2-MANKATO ST	2:23	1/1	1/2-MANKATO ST	2:00	1/0
1/3-MANKATO ST	4:51	6/2	1/3-MANKATO ST	3:14	1/0	1/3-MANKATO ST	2:00	2/0
1/16-DENVER	4:20	4/0	1/16-DENVER	4:00	9/0	1/16-DENVER	2:05	2/1
1/17-DENVER	7:59	2/0	1/17-DENVER	:40	0/0	1/17-DENVER	3:27	4/0
1/23-UMD	3:34	2/2	1/23-UMD	2:00	3/0	1/23-UMD	3:32	9/1
1/24-UMD	3:23	3/1	1/24-UMD	3:20	5/0	1/24-UMD	0	—
TOTAL	77:13	78/7	TOTAL	75:19	67/4	TOTAL	52:27	54/7

MINNESOTA ON THE PENALTY KILL BY PERIOD

1st Period			2nd Period			3rd Period/*OT		
Date-Opp.	PP Time	Shots/Goals	Date-Opp.	PP Time	Shots/Goals	Date-Opp.	PP Time	Shots/Goals
10/17-MAINE	0	—	10/17-MAINE	2:48	2/1	10/17-MAINE	7:00	2/1
10/18-MAINE	2:00	0/0	10/18-MAINE	2:00	1/0	10/18-MAINE	3:15	3/1
10/24-@UMD	6:00	4/0	10/24-@UMD	2:00	0/0	10/24-@UMD	2:51	7/1
10/25-@UMD	5:00	0/0	10/25-@UMD	2:58	7/1	10/25-@UMD	2:00	0/0
10/31-UND	2:06	0/0	10/31-UND	6:54	6/0	10/31-UND	4:00	1/0
11/1-UND	2:52	2/0	11/1-UND	3:48	2/0	11/1-UND	0	—
11/7-@Wisconsin	2:00	3/0	11/7-@Wisconsin	4:00	1/0	11/7-@Wisconsin	4:00	5/0
11/8-@Wisconsin	6:39	6/0	11/8-@Wisconsin	2:39	3/0	11/8-@Wisconsin	0	—
11/14-@UAA	6:45	4/0	11/14-@UAA	0	—	11/14-@UAA	1:54	1/0
11/15-@UAA	4:00	3/0	11/15-@UAA	1:25	2/0	11/15-@UAA	0	—
11/21-CC	2:00	0/0	11/21-CC	3:16	2/0	11/21-CC	:50	0/0
11/22-CC	4:00	3/0	11/22-CC	6:00	4/0	*11/22-CC	3:26	4/1
11/28-@Michigan	3:43	3/1	11/28-@Michigan	6:00	2/0	11/28-@Michigan	1:09	2/1
11/30-@Mich State	5:51	1/0	11/30-@Mich State	2:33	1/1	11/30-@Mich State	—	—
12/19-SCSU	:56	1/1	12/19-SCSU	0	—	12/19-SCSU	3:56	1/1
12/20-@SCSU	1:48	4/1	12/20-@SCSU	3:14	1/1	12/20-@SCSU	1:15	0/0
12/27-BROWN	3:39	1/1	12/27-BROWN	:30	0/0	12/27-BROWN	—	—
12/28-N'EASTERN	3:03	1/0	12/28-N'EASTERN	3:59	4/1	12/28-N'EASTERN	—	—
1/2-MANKATO ST	5:18	7/0	1/2-MANKATO ST	4:30	1/0	1/2-MANKATO ST	:50	1/0
1/3-MANKATO ST	2:00	3/0	1/3-MANKATO ST	6:42	3/1	1/3-MANKATO ST	—	—
1/16-DENVER	0	—	1/16-DENVER	2:00	1/0	1/16-DENVER	0	—
1/17-DENVER	3:59	2/0	1/17-DENVER	4:40	3/0	1/17-DENVER	3:27	2/0
1/23-UMD	3:01	0/0	1/23-UMD	6:11	3/0	1/23-UMD	3:06	5/0
1/24-UMD	:15	0/0	1/24-UMD	2:36	5/1	1/24-UMD	4:25	10/2
TOTAL	73:39	48/4	TOTAL	71:56	46/6	TOTAL	39:03	28/6

Power Play Recap—Last Series

	UMD	Minn
Total Time	19:34	15:49
Shots On Goal	23	22
Goals Scored	3	4
Score % On Shots	.130	.182

Power Play Recap—Season

	Opp	Minn
Total Time	205:02	220:48
Shots On Goal	146	221
Goals Scored	19	22
Score % On Shots	.130	.100

STATS BREAKDOWN

Penalty/Penalty Minute Breakdown (number in parenthesis indicates opponents goals as a result)

Penalty	1st Period	2nd Period	3rd Period	Overtime	Total
Boarding	—	1/2	—	—	1/2
Charging	—	2/4	—	—	2/4
Checking From Behind	1/5	1/5	1/5 (1)	—	3/15 (1)
Cross Checking	3/6	6/12 (1)	4/8 (1)	—	13/26 (2)
Delay of Game	—	—	—	—	0/0
Elbowing	2/4	1/2	1/2	—	4/8
Fighting	—	—	—	—	0/0
Game Misconduct	1/10	1/10	1/10	—	3/30
Gross Misconduct	—	—	—	—	0/0
High Sticking	1/2	2/4	4/8	—	7/14
Holding	10/20 (1)	8/16	5/10 (1)	—	23/46 (2)
Hooking	5/10 (1)	3/6 (1)	3/6 (2)	—	11/22 (4)
Instigating	—	—	—	—	0/0
Interference	10/20 (1)	4/8	1/2	—	15/30 (1)
Kneeing	—	—	—	—	0/0
Misconduct	—	—	2/20	—	2/20
Roughing	19/38	22/44 (2)	44/88	—	85/170 (2)
Slashing	7/14 (1)	10/20 (1)	8/16 (2)	—	25/50 (4)
Spearing	—	—	—	—	0/0
Tripping	6/12	5/10 (2)	—	—	11/22 (2)
Unsports. Conduct	1/2	—	1/2	—	2/4
Too Many Men	—	1/2	2/4 (1)	—	3/6 (1)
Hit After Whistle	1/2	—	—	—	1/2
Butt Ending	—	—	—	—	0/0
Game DQ	—	—	—	—	0/0
Holding the Stick	3/6	3/6	1/2	—	7/14
Bench	1/2	—	—	—	1/2
Other	—	—	1/2	—	1/2
TOTAL	71/153 (4)	70/151 (7)	79/185 (8)	—	220/489 (19)

Golden Gophers On The Airwaves

KSTP-AM 1500: KSTP is back as the Golden Gophers' official radio home for the 1997-98 season. Lou Terhaar calls the action with former Golden Gopher and North Stars head coach Glen Sonmor handling color commentary. KSTP's Robb Leer offers pregame, intermission and postgame interviews. KSTP-AM 1500 is slated to cover all Golden Gopher games during the 1997-98 season.

Midwest Sports Channel: MSC will broadcast 28 Golden Gopher hockey regular-season games in 1997-98, including the Dodge/Mariucci Classic in addition to the 1998 WCHA Final Five. Frank Mazzocco and Tom Reid will once again handle the broadcast duties. Ryan Lefebvre will anchor the pregame show and conduct the between period interviews. MSC's pregame lineup for Golden Gopher hockey will include the "Doug Woog Show" one hour before game time, and MSC Sports Connection, which will air one half-hour before faceoff.

WCHA Championships

Regular Season

1953, 1954, 1970

1975, 1981, 1983

1988, 1989, 1992, 1997

Playoff

1983, 1993, 1994, 1996

NCAA Championships

1974, 1976, 1979

GOLDEN GOPHER HOCKEY

Weekly Release & Notes/February 2, 1998

University of Minnesota Men's Athletics
Media Relations Office
Phone: 612.625.4090 • Fax: 612.625.0359
<http://www.gophersports.com>
Hockey Contact: Brad Ruitter

Wisconsin (19-6-1, 14-3-1) at Minnesota (10-16-0, 6-12-0)

Friday, February 6 7:35 p.m. Mariucci Arena Minneapolis, Minn.
Saturday, February 7 7:05 p.m. Target Center Minneapolis, Minn.

Series Information

Minnesota leads 123-64-13
Last 10 games - MN 6-4-0
First meeting - 1/15/22, MN 3-0
Last meeting - 11/8/97, WIS 3-2
Minnesota's longest win streak - 9
Wisconsin's longest win streak - 5
'90s - MN 24-9-3
'80s - MN 35-22-2
'70s - WIS 25-20-3
'60s - MN 8-3-1
'50s - did not play
'40s - did not play
'30s - MN 10-3-0
'20s - MN 26-2-4

Radio/TV: The Wisconsin/Minnesota series will be broadcast live by KSTP-AM (1500) and telecast live on Midwest Sports Channel.

Golden Gophers Last Weekend: Minnesota was swept by Michigan Tech in Houghton, Mich. The Golden Gophers lost by identical scores of 5-3 on Friday and Saturday.

Badgers Last Weekend: Wisconsin swept Alaska-Anchorage in Madison, Wis. The first-place Badgers escaped with a 2-1 win on Friday night before a 3-1 victory on Saturday.

Earlier This Season vs. Wisconsin: Reggie Berg (two goals, two assists) figured in all four Golden Gopher goals in a 4-2 Minnesota win in the opening game of the early-November series in Madison, Wis. The Badgers gained revenge and a series split with a 3-2 victory on Saturday. Goaltender Mike Valley turned away 40 of 42 Minnesota shots in the Badger win • Minnesota scored first in both games • the team that was out-shot won both games

Last Season At Home vs. Wisconsin:

Minnesota swept the Badgers in Minneapolis on the final weekend of the 1996-97 regular season to earn a share of the WCHA title • Minnesota registered season highs against Wisconsin last season for goals in a period (6, 3rd period, March 1), shots on goal in a period (25, 1st period, Feb. 28), and shots on goal in a game (62, Feb. 28)

Series Notes: Doug Woog is 42-17-3 (.702) against the Badgers in 62 career games • the Golden Gophers have been swept by the Badgers only one time (Feb. 23-24, 1996 in Madison) in the last 12 seasons • the last Wisconsin win in Minneapolis was on Nov. 14, 1992 (3-2, Met Center), while the last Badger victory at Mariucci Arena was in the old Mariucci Arena on Feb. 16, 1990 (6-3) •

the last time the Badgers swept the Golden Gophers in Minneapolis was March 12-13, 1983 (5-1, 3-2) in the WCHA playoffs at Williams Arena • Minnesota has won 14 of the last 19 meetings between the two teams • Minnesota has outshot Wisconsin (223-171) despite losing four of the last six games in Madison

Team Comparisons (1997-98 season)

Wisconsin		Minnesota
18/101 (.178)	PP	25/152 (.164)
14/69 (.203)	WCHA PP	13/97 (.134)
128/144 (.889)	PK	111/132 (.841)
90/99 (.909)	WCHA PK	80/92 (.870)
9-0-1	Last 10	6-4-0
0-4-0	vs. current PWR Top 12	2-6-0

Career Scoring vs. Wisconsin

Player (games)	G-A-Pts
Ryan Kraft (15)	7-5-12
Casey Hankinson (13)	4-5-9
Wyatt Smith (9)	3-6-9
Reggie Berg (11)	5-3-8
Bill Kohn (6)	1-3-4
Jason Godbout (12)	2-1-3
Dave Spehar (6)	1-1-2
Mike Anderson (9)	1-1-2
Brett Abrahamson (6)	1-1-2
Nate Miller (6)	1-1-2
Ryan Trebil (2)	1-0-1
Matt Leimbek (2)	0-1-1
Erik Westrum (2)	0-1-1

Career Scoring Notes: Kraft scored his fourth career hat trick in the WCHA title clinching win (7-3) at Mariucci Arena • Smith scored seven of his nine career points against the Badgers in Minneapolis last season (2-5-7) • Trebil scored his first career goal in the 11/7/97 game

Steve DeBus Game-By-Game vs. Wisconsin

Date	W/L	Min	GA	GAA	SV	SV%
11/8/97	L	58:54	3	3.06	25	.893
11/7/97	W	60:00	2	2.00	34	.944
3/1/97	W	60:00	3	3.00	26	.897
*2/28/97	W	60:00	3	3.00	20	.870
11/2/96	W	60:00	1	1.00	28	.966
11/1/96	L	57:40	2	2.08	20	.909
2/24/96	L	59:09	6	6.10	23	.793
2/23/96	L	58:00	5	5.17	20	.800
*1/20/96	W	60:00	0	0.00	26	1.000
Total	5-4-0	533:43	25	2.81	222	.899

Games in italics are in Minneapolis
Games with * are at Target Center

In Minneapolis

3 games 3-0-0 180:00 6 2.00 72 .923

At Target Center

2 games 2-0-0 120:00 3 1.50 46 .939

In Madison

6 games 2-4-0 353:43 19 3.22 150 .888

SCHEDULE/RESULTS

Oct. 10	&vs. Michigan (exhibition)	L 3-2
Oct. 17	MAINE	L 6-1
Oct. 18	MAINE	W 3-2
Oct. 24	@Minn-Duluth	L 5-3
Oct. 25	@Minn-Duluth	W 5-1
Oct. 31	NORTH DAKOTA	W 6-5
Nov. 1	NORTH DAKOTA	L 3-2
Nov. 7	@Wisconsin	W 4-2
Nov. 8	@Wisconsin	L 3-2
Nov. 14	@Alaska-Anchorage	L 3-2
Nov. 15	@Alaska-Anchorage	L 3-2
Nov. 21	COLORADO COLLEGE	L 5-1
Nov. 22	COLORADO COLLEGE	L 4-3 (ot)
Nov. 28	#@Michigan	L 4-3
Nov. 30	#@Michigan State	L 3-2
Dec. 19	ST. CLOUD STATE	L 3-1
Dec. 20	@St. Cloud State	L 4-1
Dec. 27	^BROWN	W 6-3
Dec. 28	^NORTHEASTERN	L 4-2
Dec. 30	*HV-71 (exhibition)	L 10-2
Jan. 2	MANKATO STATE	W 6-2
Jan. 3	MANKATO STATE	W 4-3
Jan. 16	DENVER	L 5-2
Jan. 17	DENVER	W 5-2
Jan. 23	MINN-DULUTH	W 7-1
Jan. 24	MINN-DULUTH	W 6-5
Jan. 30	@Michigan Tech	L 5-3
Jan. 31	@Michigan Tech	L 5-3
Feb. 6	WISCONSIN	7:30 p.m.
Feb. 7	&WISCONSIN	7 p.m.
Feb. 14	@North Dakota	2 p.m.
Feb. 15	@North Dakota	2 p.m.
Feb. 20	ALASKA-ANCHORAGE	7:30 p.m.
Feb. 21	ALASKA-ANCHORAGE	7:30 p.m.
Feb. 27	@Colorado College	8:30 p.m.
Feb. 28	@Colorado College	8 p.m.
Mar. 6	@St. Cloud State	7 p.m.
Mar. 7	ST. CLOUD STATE	7 p.m.
Mar. 13-15	WCHA PLAYOFFS	TBA
Mar. 19-21	WCHA Final Five Milwaukee, Wis.	
Mar. 27-29	NCAA Regional AnnArbor/Albany	
Apr. 2-4	NCAA Championships Boston	
^-Mariucci Classic (at Mariucci Arena)		
&-Target Center #-College Hockey Showcase		



CHECKS & POINTS

Team Notes

- ☞ Minnesota finished the month of January with a 5-3-0 record after a combined record of 2-11-0 in November and December
- ☞ Minnesota has outshot its opponents in 14 of its last 15 games. The only time in that span the Golden Gophers have been outshot was by Michigan Tech (35-34) in Friday night's loss. On the season Minnesota has nearly 200 more shots than its opponents (912-714), representing an average of 7.6 more shots per game
- ☞ Minnesota has scored at least one power-play goal in nine of its last 10 games (16 total in those nine games) after netting just nine total PPG's in the season's first 16 games
- ☞ The team that reaches three goals first has won 24 of Minnesota's 26 games, including each of the last nine contests, this season
- ☞ The Golden Gophers have outscored their opponents 30-25 in the first period this season
- ☞ Minnesota is undefeated (9-0-0) when scoring four or more goals, but has won just one time (1-16-0) when scoring three or fewer goals
- ☞ The Golden Gophers have 30 or more shots in their last seven and 11 of their last 12 games
- ☞ Minnesota registered a season high for penalty minutes (47) in Saturday's loss at Michigan Tech
- ☞ The Golden Gophers have not won a game this season when trailing after either the first (0-10-0) or second periods (0-11-0)
- ☞ Minnesota is 9-6-0 when scoring first, but is 1-10-0 when its opponents score the first goal of the game. The Golden Gophers are 56-14-2 (.792) in their last 72 games when scoring first
- ☞ Minnesota has not been shut out in its last 119 games (last time, March 4, 1995 at St. Cloud State, 3-0), and in that same time span has shut out its opponent on 10 occasions
- ☞ The sweep at Michigan Tech marked the first time since Jan. 20-21, 1978 that the Golden Gophers had been swept by the Huskies

Individual Notes

- #4 Dylan Mills**
Fr., 5-11, 220, Duluth, Minn.
 - √ Has one assist and is -7 in the last six games since a four-point weekend vs. Mankato State on Jan. 2-3
- #5 Ryan Trebil**
So., 6-1, 206, Bloomington, Minn.
 - √ Leads the team in penalties (27) and penalty minutes (65)
- #7 Ryan Kraft**
Sr., 5-9, 190, Moorhead, Minn.
 - √ Has scored a point in seven of his last eight games (1-10-11), and has scored a point in all four games since his return from a hand injury (0-6-6)
 - √ Is just three points shy of becoming the 22nd member of the Golden Gopher 150-Point Club (53-94-147)
- #9 Casey Hankinson**
Sr., 6-1, 202, Edina, Minn.
 - √ Is 7-7-14 in 15 home games, but just 0-3-3 in 11 road contests this season
 - √ Has 19-29-48 in Minnesota's last 38 wins and just 5-5-10 in the team's last 29 losses and a tie
- #10 Mike Anderson**
Jr., 6-1, 200, Bloomington, Minn.
 - √ Registered second two-goal game in his last five contests with a pair of markers in Saturday's 5-3 loss at Michigan Tech
 - √ Scored a power-play goal in Friday's loss at MTU
 - √ Has registered a point in 12 of the last 14 games (9-8-17 in that span)
 - √ Is +4 in his last five games
 - √ Third on the team in scoring (11-13-24)
 - √ Second on the team in scoring in WCHA games (10-8-18)
 - √ Second on the team in shots on goal (103)
 - √ Tied for first on the team with 10 goals in conference games
 - √ Leads the team in +/- rating (+1)
- #11 Dave Spehar**
So., 5-7, 185, Duluth, Minn.
 - √ Tied for the team lead in goals (13)
 - √ Has scored a point in eight of his last 10 games (9-4-13 in those games) and scored a goal in six of his last 10 games
 - √ Leads the team with seven power-play goals and by scoring on 15.5 percent of his shots on goal
 - √ Fourth on the team in scoring (13-10-23) and tied for first on the squad in goals
 - √ Has scored 10 of his 13 goals this season at home
 - √ Has totals of 3-1-4 in 11 road games and 10-9-19 in 15 home contests
- #13 Nate Miller**
So., 6-2, 199, Anoka, Minn.
 - √ Scored a goal (fourth of the season) in Saturday's loss at Michigan Tech

- #17 Wyatt Smith**
Jr., 5-11, 197, Warroad, Minn.
 - √ Held without a point last weekend on just four shots on goal in the two-game series
 - √ Leads the team in scoring (13-15-28)
 - √ Leads the team with eight multiple-point games this season
 - √ Totals of 25-26-51 in his last 45 games
 - √ Has 15 career multiple-point games
 - √ Totalled 19 points this season in Minnesota's 10 wins, but just nine points in the team's 16 losses
 - #18 Aaron Miskovich**
Fr., 5-11, 190, Grand Rapids, Minn.
 - √ Held out of Saturday's loss at Michigan Tech due to injury (see injury report)
 - #19 Reggie Berg**
Jr., 5-11, 182, Anoka, Minn.
 - √ Has scored in eight of Minnesota's 10 wins this season, including totals of 9-9-18 in the team's 10 victories and just 3-4-7 in the Golden Gophers' 16 losses
 - √ Second on the team in scoring (12-13-25)
 - √ Pacing Minnesota this season with 114 shots on goal through 26 games
 - √ Minnesota is 21-1-0 in his career when he scores more than one point in a game
 - √ Has scored a point in eight straight and 10 of his last 11 games
 - √ Totals of 6-6-12 and +4 in the last eight games
 - √ Leads the team in scoring (10-12-22) in conference games
 - #24 Bill Kohn**
So., 6-0, 192, Roseville, Minn.
 - √ Is +5 in the last four games
 - √ Has totals of 3-7-10 in 15 home games and 0-3-3 in 11 road games
 - #29 Rico Pagel**
So., 5-11, 190, Minnetonka, Minn.
 - √ Has seven assists in his last four games
 - √ Totals of 1-8-9 since Jan. 1 in contrast to 1-1-2 in 18 games before Jan. 1
 - #33 Erik Westrum**
Fr., 5-11, 186, Apple Valley, Minn.
 - √ Has scored a point in four of his last five games
 - #34 Steve DeBus**
Sr., 5-9, 177, Rochester, Minn.
 - √ Is 29 saves short of 2,000 for his career (1,971 entering this weekend's games)
 - √ Has started every Friday night game this season
- All-Time Record**

Minnesota owns an all-time record of 1,298-728-104 (.634) in 76-plus seasons of hockey (2,130 games)

1997-98 WCHA STANDINGS/THIS WEEK'S SCHEDULE

Team (Overall Record)	GP	W	L	T	Pts	GF	GA	GDiff
1. Wisconsin (19-6-1)	18	14	3	1	29	69	42	+27
2. North Dakota (19-4-1)	18	13	4	1	27	79	47	+32
St. Cloud State (16-8-2)	20	13	6	1	27	71	57	+14
4. Colorado College (15-10-2)	20	10	9	1	21	66	68	-2
5. Minnesota-Duluth (13-14-1)	20	8	11	1	17	57	70	-13
Michigan Tech (13-12-2)	20	8	11	1	17	60	74	-14
7. Minnesota (10-16-0)	18	6	12	0	12	58	64	-6
Alaska-Anchorage (6-17-3)	20	5	13	2	12	34	54	-20
9. Denver (8-18-0)	18	5	13	0	10	54	72	-18

Friday, February 6
 Wisconsin @ Minnesota (Mariucci)
 North Dakota @ Alaska-Anchorage
 Minn-Duluth @ Michigan Tech
 Denver @ Colorado College (WA)

Saturday, February 7
 Wisconsin @ Minnesota (TC)
 North Dakota @ Alaska-Anchorage
 Minn-Duluth @ Michigan Tech
 Colorado College @ Denver (M)

(WA)—@World Arena
 (M)—@McNichols Arena
 (TC)—@Target Center

Idle
 St. Cloud State

The Last Time

Minnesota Swept A Road Series:
 January 24-25, 1997 @ Michigan Tech
 (5-2, 8-4)

Minnesota Was Swept In A Road Series:
 January 30-31, 1998 @ Michigan Tech (5-3, 5-3)

Minnesota Swept A Home Series: January 23-24, 1998 vs. Minnesota-Duluth (7-1, 6-5)

Minnesota Was Swept In A Home Series:
 November 21-22, 1997 vs. Colorado College
 (5-1, 4-3 ot)

Minnesota Shut Out An Opponent: February 22, 1997 @ Colorado College (Steve DeBus, 3-0)

An Opponent Shut Out Minnesota: March 4, 1995 @ St. Cloud State (Brian Leitza, 3-0)

Minnesota Player Scored A Hat Trick: March 1, 1997 (Ryan Kraft, 7-3 Minnesota win)

Minnesota Player Scored A Natural Hat Trick:
 December 30, 1994 @ Mariucci Arena vs. Yale
 (Ryan Kraft, 6-2 Minnesota win)

An Opponent Scored A Hat Trick: February 1, 1997 @ North Dakota (Jason Blake, 6-2 Minnesota loss)

Minnesota Player Scored Four Goals In A Game: November 9, 1996 vs. North Dakota (Casey Hankinson, 10-6 Minnesota win)

Minnesota Had 50 or More Shots On Goal In A Game: March 14, 1997 vs. St. Cloud State at WCHA Final Five (52 shots, 5-4 Minnesota overtime win)

Opponent Had 50 or More Shots On Goal In A Game: January 31, 1997 @ North Dakota (51 shots, 6-4 Minnesota loss)

Minnesota Player Scored A Shorthanded Goal: January 3, 1998 vs. Mankato State (Wyatt Smith, 4-3 Minnesota win)

Minnesota Won In Overtime: March 14, 1997 vs. St. Cloud State at WCHA Final Five (5-4)

Minnesota Lost In Overtime: November 22, 1997 vs. Colorado College (4-3)

Minnesota Tied In Overtime: February 21, 1997 @ Colorado College (3-3)

Minnesota Scored 10 Goals Or More In A Game: November 9, 1996 vs. North Dakota (10-6 Minnesota win)

Opponent Scored 10 Goals Or More In A Game: January 30, 1993 @ Michigan Tech (10-2 Minnesota loss)

Here Comes February

Minnesota's Undefeated Februarys

Year (Coach)	Record
1986-87 (Woog)	7-0-0 (1.000)
1933-34 (Pond)	7-0-0 (1.000)
1952-53 (Mariucci)	6-0-0 (1.000)
1931-32 (Pond)	6-0-0 (1.000)
1939-40 (Armstrong)	4-0-0 (1.000)
1945-46 (Armstrong)	7-0-1 (.938)
1927-28 (Iverson)	4-0-1 (.900)

NOTES: Minnesota was 5-2-1 in the month of February in the 1996-97 season • the Golden Gophers' worst February in history was the 1956-57 season, when the team was just 1-5-2 during the month • Minnesota was just 2-6-0 in February during the 1995-96 season • Minnesota has been at or above .500 in 18 of the last 20 Februarys • Doug Woog has a record of 60-24-8 (.696) in his tenure during February

Woog's Window

Minnesota Head Coach Doug Woog has produced unparalleled numbers as the man behind the Golden Gopher bench over the last 12 seasons. Entering Friday's game, Woog has a career record of 367-162-31 (.683) overall and a WCHA mark of 264-112-29 (.688). Minnesota has appeared in the NCAA Tournament in each of Woog's 12 seasons and has finished first or second in the WCHA in 11 of his 12 campaigns. Among Woog's regular media appearances are: WCCO-AM (830) with Moose Miller, Mondays and Fridays at 5:35 p.m. KSTP-AM (1500) with Pat Reusse and Joe Soucheray, Saturday mornings at 11 a.m., Mondays at a to be determined time, and the postgame show. KARE-TV (Ch. 11) Gopher Sports Extra on selected Saturdays during the 1997-98 season.

Injury Update

Senior D Jason Godbout (Woodbury, Minn.) and sophomore F Cory Miller (Bloomington, Minn.) will be examined Monday afternoon, with determinations on playing status for this weekend expected to come later this week. Freshman F Aaron Miskovich (Grand Rapids, Minn.) suffered a hairline fracture in the fourth metacarpule bone in his left hand in Friday's game at Michigan Tech and will also be examined Monday with the hopes of being fitted for a cast to be able to play this weekend. His status will be updated later in the week as well. Senior F Casey Hankinson (Edina, Minn.) reagggravated an injury after a slash to his left hand in the third period of Saturday's 5-3 loss to Michigan Tech. His status for this weekend will become more clear later in the week. Sophomore D Mike Lyons (St. Paul, Minn.; thumb) and senior F Ryan Kraft (Moorhead, Minn.; hand) are expected to play this weekend.

WCHA Facts Of Note: Despite having a 6-12-0 conference record, Minnesota has only been outscored in WCHA games by six total goals (64-58) • the Golden Gophers own a 639-511 advantage in shots on goal (over seven per game) in WCHA games • Minnesota has outscored its opponents 21-17 in the first period of conference games • Reggie Berg ranks second in the league in scoring (conference games only, 10-12--22) with league leader Steve Reinprecht of Wisconsin (11-14--25) coming to town this weekend • Wyatt Smith is 11th in the league in scoring (all games) with 13-15--28

##For More Notes, See "Did You Know" on the next page of notes##

TEAM SEASON HIGHS/LOWS

MOST GOALS/GAME	(7) 1/23 vs. Minnesota-Duluth
LEAST GOALS/GAME	(1) 10/17 vs. Maine; 11/21 vs. Colorado College; 12/19 & 12/20 vs. St. Cloud St.
MOST ASSISTS/GAME	(14) 1/23 vs. Minnesota-Duluth
LEAST ASSISTS/GAME	(0) 11/21 vs. Colorado College
MOST GOALS AGAINST/GAME	(6) 10/17 vs. Maine
LEAST GOALS AGAINST/GAME	(1) 10/25 @ Minnesota-Duluth; 1/23 vs. Minnesota-Duluth
MOST ASSISTS AGAINST/GAME	(10) 10/17 vs. Maine; 10/31 vs. North Dakota
LEAST ASSISTS AGAINST/GAME	(2) 10/18 vs. Maine; 10/25 @ UMD; 1/23 vs. UMD
MOST GOALS/PERIOD	(3) seven times, most recent-1st period, 1/24 vs. Minnesota-Duluth
MOST GOALS AGAINST/PERIOD	(3) five times, most recent-3rd period, 1/24 vs. Minnesota-Duluth
MOST SHOTS ON GOAL/GAME	(47) 12/27 vs. Brown
LEAST SHOTS ON GOAL/GAME	(22) 11/21 vs. Colorado College
MOST SHOTS AGAINST/GAME	(44) 10/24 @ UMD
LEAST SHOTS AGAINST/GAME	(9) 12/19 vs. St. Cloud State
MOST SHOTS ON GOAL/PERIOD	(20) 1st, 12/27 vs. Brown
MOST SHOTS AGAINST/PERIOD	(19) 3rd, 1/24 vs. Minnesota-Duluth
MOST PENALTIES/GAME	(16) 1/2 vs. Mankato State
LEAST PENALTIES/GAME	(3) 1/16 vs. Denver
MOST PIM/GAME	(47) 1/31 @ Michigan Tech
LEAST PIM/GAME	(6) 1/16 vs. Denver
MOST OPP. PENALTIES/GAME	(21) 12/28 vs. Northeastern
LEAST OPP. PENALTIES/GAME	(4) 10/31 vs. North Dakota
MOST OPP. PIM/GAME	(42) 12/28 vs. Northeastern
LEAST OPP. PIM/GAME	(8) 10/31 vs. North Dakota

Minnesota's Record When In 1997-98

Overall Record	10-16-0
WCHA Record	6-12-0
Home Record	8-7-0
Road Record	2-9-0
Neutral Site Record	0-0-0
Last 20 Games	7-13-0
Last 10 Games	6-4-0
Last 5 Games	3-2-0
Power Play	25 of 152 (.164)
Penalty Kill	111 of 132 (.841)
Scoring A Power-Play Goal	8-8-0
Not Scoring A Power-Play Goal	2-8-0
Allowing A Power-Play Goal	5-10-0
Not Allowing A Power-Play Goal	5-6-0
Scoring A Short-Handed Goal	2-0-0
Allowing A Short-Handed Goal	0-5-0
Penalties/Avg. Per Game	245/9.4
Penalty Minutes/Avg. Per Game	566/21.8
10 Or More Penalties	6-9-0
Fewer Than 10 Penalties	4-7-0
More Penalties Than Opponent	3-3-0
Fewer Penalties Than Opponent	4-8-0
Same Amount Of Penalties	3-5-0
In One-Goal Games	4-7-0
In Two-Goal Games	1-5-0
In Three-Goal or More Games	5-4-0
In Overtime Games	0-1-0
Scoring 4 or More Goals	9-0-0
Scoring 3 or Fewer Goals	1-16-0
Scoring 3 or More Goals	10-5-0
Scoring 2 or Fewer Goals	0-11-0
Allowing 4 or More Goals	2-10-0
Allowing 3 or Fewer Goals	8-6-0
Scoring First Goal Of Game	9-6-0
Opponents Score First	1-10-0
Leading After One Period	8-2-0
Trailing After One Period	0-10-0
Tied After One Period	2-4-0
Scoring First Goal Of Second Period	3-6-0
Leading After Two Periods	8-2-0
Trailing After Two Periods	0-11-0
Tied After Two Periods	2-3-0
Scoring First Goal Of Third Period	8-3-0
Having 10-19 Shots On Goal	0-0-0
Having 20-29 Shots On Goal	2-2-0
Having 30-39 Shots On Goal	5-9-0
Having 40 or More Shots On Goal	3-5-0
Allowing Fewer Than 10 Shots On Goal	0-1-0
Allowing 10-19 Shots On Goal	0-1-0
Allowing 20-29 Shots On Goal	6-9-0
Allowing 30-39 Shots On Goal	4-4-0
Allowing 40 or More Shots On Goal	0-1-0
Outshooting Opponent	8-10-0
Opponent Outshoots Minnesota	2-6-0
Shots Are Even	0-0-0
October	3-2-0
November	1-8-0
December	1-3-0
January	5-3-0
February	0-0-0
March	0-0-0
First Game Of A Series	5-8-0
Second Game Of A Series	5-8-0
Series Record	2-5-6
Games Following A Win	4-6-0
Games Following A Loss	6-10-0
Games Following A Tie	0-0-0

DID YOU KNOW...

None of the current players on the Golden Gopher roster have lost to Wisconsin (this weekend) in Minnesota, and by contrast, none of the current players on the Golden Gopher roster have ever won in Grand Forks (next weekend) • the Golden Gophers have 30 or more shots on goal in their last seven and 11 of their last 12 games • Minnesota has allowed five or more goals in four of its last six games after surrendering five or more goals in just four of its first 20 contests this season • the Golden Gophers have lost six straight conference road games and eight straight road games overall, both of which are second longest in their respective categories on the school's all-time list • the U of M hockey program needs two more wins to reach the 1,300 win plateau • Minnesota has scored 55 goals at home in 15 games this season (3.67 per contest) and 30 goals on the road in 11 games this season (2.73 per contest) • Golden Gopher goaltenders (DeBus and Day) had a season-low saves percentage of .773 (34 of 44 shots saved) in last weekend's series at Michigan Tech • Minnesota has just one tie in its last 93 games, a 3-3 deadlock on Feb. 21, 1997 at Colorado College. The last time Minnesota finished 65 minutes tied at Mariucci Arena was Feb. 25, 1995 (5-5) against North Dakota • Minnesota has an 10-7-0 (.588) record on Feb. 6 in school history, with a 16-1-1 (.917) mark on Feb. 7 • Minnesota owns a record of 4-7 in one-goal games. Last season, Minnesota was 7-5 in 12 one-goal games. Before this season, the program was 58-28 (.674) in its previous 86 one-goal games. The Golden Gophers have won their last two one-goal games • in the first four full seasons of the new Mariucci Arena, Minnesota was 55-15-4 (.770). This season, the Golden Gophers are 8-7-0 (.533) on home ice • Minnesota is 72-7-2 (.901) the past four seasons when leading after two periods

LOOKING AHEAD...

Golden Gophers Travel To North Dakota
Next Weekend: Minnesota will return to the road next weekend to do battle with the defending NCAA Champion North Dakota Fighting Sioux in Grand Forks. The series is a Saturday-Sunday weekend set, with game times at 2:05 p.m. both days. The games can be heard on KSTP-AM 1500 and seen on Midwest Sports Channel (MSC). Minnesota has not won in Grand Forks since Feb. 12, 1994 (7-2).

1997-98 WCHA WEEKLY HONORS

(date indicates when the award was announced)

OFFENSIVE PLAYER OF THE WEEK

November 10 Reggie Berg (@ Wisconsin)

DEFENSIVE PLAYER OF THE WEEK

October 27 Steve DeBus (@ UMD)
 January 26 Brett Abrahamson (vs. UMD)

ROOKIE OF THE WEEK

November 3 Aaron Miskovich (vs. UND)

MULTIPLE-POINT GAMES

Player(games)	Last Time	Record
Smith (8)	1/24 vs. UMD (2a)	6-2-0
Anderson (6)	1/31 @ MTU (2g)	2-4-0
Berg (6)	1/24 vs. UMD (1g, 1a)	5-1-0
Hankinson (5)	1/24 vs. UMD (2a)	4-1-0
Kraft (5)	1/30 @ MTU (2a)	2-3-0
Spehar (4)	1/24 vs. UMD (2g)	4-0-0
Mills (3)	1/3 vs. Mankato St. (2a)	3-0-0
Kohn (2)	1/24 vs. UMD (2a)	2-0-0
Miskovich (2)	11/28 vs. Michigan (1g, 2a)	1-1-0
Pagel (2)	1/31 @ MTU (2a)	1-1-0
Abrahamson (1)	1/24 vs. UMD (2g)	1-0-0
Trebil (1)	1/17 vs. Denver (2a)	1-0-0
Westrum (1)	10/31 vs. UND (2g)	1-0-0

University of Minnesota
1997-98 Men's Ice Hockey Statistics
Record: 10-16/ 6-12 WCHA

Date	Opponent	Score	Record	Site	Attend	Goaltender of Record	
10/17	Maine	1 - 6 L	0- 1	H Mariucci Arena	9866	Steve DeBus	0- 1
10/18	Maine	W 3 - 2	1- 1	H Mariucci Arena	9749	Steve DeBus	1- 1
10/24	*Minnesota-Duluth	3 - 5 L	1- 2	A Duluth, Minn.	5590	Steve DeBus	1- 2
10/25	*Minnesota-Duluth	W 5 - 1	2- 2	A Duluth, Minn.	5420	Steve DeBus	2- 2
10/31	*North Dakota	W 6 - 5	3- 2	H Mariucci Arena	9847	Steve DeBus	3- 2
11/ 1	*North Dakota	2 - 3 L	3- 3	H Mariucci Arena	9859	Steve DeBus	3- 3
11/ 7	*Wisconsin	W 4 - 2	4- 3	A Madison, Wis.	8323	Steve DeBus	4- 3
11/ 8	*Wisconsin	2 - 3 L	4- 4	A Madison, Wis.	8340	Steve DeBus	4- 4
11/14	*Alaska-Anchorage	2 - 3 L	4- 5	A Anchorage, Alaska	4733	Steve DeBus	4- 5
11/15	*Alaska-Anchorage	2 - 3 L	4- 6	A Anchorage, Alaska	5375	Steve DeBus	4- 6
11/21	*Colorado College	1 - 5 L	4- 7	H Mariucci Arena	9837	Steve DeBus	4- 7
11/22	*Colorado College	3 - 4 L OT	4- 8	H Mariucci Arena	9821	Steve DeBus	4- 8
11/28	Michigan	3 - 4 L	4- 9	A Ann Arbor, Mich.	6498	Steve DeBus	4- 9
11/30	Michigan State	2 - 3 L	4-10	A East Lansing, Mich.	6264	Steve DeBus	4- 10
12/19	*St. Cloud State	1 - 3 L	4-11	H Mariucci Arena	9809	Steve DeBus	4- 11
12/20	*St. Cloud State	1 - 4 L	4-12	A St. Cloud, Minn.	7051	Erik Day	0- 1
12/27	Brown	W 6 - 3	5-12	H Mariucci Arena	9807	Steve DeBus	5- 11
12/28	Northeastern	2 - 4 L	5-13	H Mariucci Arena	9767	Steve DeBus	5- 12
1/ 2	Mankato State	W 6 - 2	6-13	H Mariucci Arena	9831	Steve DeBus	6- 12
1/ 3	Mankato State	W 4 - 3	7-13	H Mariucci Arena	9852	Erik Day	1- 1
1/16	*Denver	2 - 5 L	7-14	H Mariucci Arena	9732	Steve DeBus	6- 13
1/17	*Denver	W 5 - 2	8-14	H Mariucci Arena	9731	Erik Day	2- 1
1/23	*Minnesota-Duluth	W 7 - 1	9-14	H Mariucci Arena	9702	Steve DeBus	7- 13
1/24	*Minnesota-Duluth	W 6 - 5	10-14	H Mariucci Arena	9869	Erik Day	3- 1
1/30	*Michigan Tech	3 - 5 L	10-15	A Houghton, Mich.	3702	Steve DeBus	7- 14
1/31	*Michigan Tech	3 - 5 L	10-16	A Houghton, Mich.	3782	Erik Day	3- 2

*-WCHA Game

Record	W	L	Pct	Attendance #	Total	Avg	
All Games	10	16	.385	Home	15	147079	9805
WCHA	6	12	.333	Away	11	65078	5916
Home	8	7	.533	Neutral	0	0	0
Away	2	9	.182	Total	26	212157	8160
Neutral	0	0	.000				
Ahead After 1 Period	8	2	.800				
Behind After 1 Period	0	10	.000				
Tied After 1 Period	2	4	.333				
Ahead After 2 Periods	8	2	.800				
Behind After 2 Periods	0	11	.000				
Tied After 2 Periods	2	3	.400				
Score First	9	6	.600				
Do Not Score First	1	10	.091				
Overtime Games	0	1	.000				

University of Minnesota
1997-98 Men's Ice Hockey Statistics
WCHA Games Only

Golden Gophers	GP/ GS	G	A	Pts	+/-	Sht	Sht %	Pen/	Min	PP	SH	EN	GW	GT	HT
Reggie Berg	18/ 8	10	12	22	1	87	11.5	8/ 16	4	0	1	1	0	0	
Mike Anderson	18/ 8	10	8	18	-1	67	14.9	10/ 28	3	0	2	0	0	0	
Dave Spehar	18/ 9	8	7	15	2	53	15.1	7/ 14	3	0	0	1	0	0	
Wyatt Smith	18/ 13	7	8	15	-4	61	11.5	15/ 30	0	0	0	1	0	0	
Ryan Kraft	15/ 6	1	11	12	-6	57	1.8	2/ 4	0	0	0	1	0	0	
Casey Hankinson	17/ 7	2	7	9	-7	52	3.8	16/ 43	0	0	0	0	0	0	
Bill Kohn	18/ 17	1	8	9	1	32	3.1	18/ 55	1	0	0	0	0	0	
Rico Pagel	18/ 1	0	8	8	-3	22	0.0	3/ 6	0	0	0	0	0	0	
Erik Westrum	18/ 0	4	3	7	-1	32	12.5	11/ 22	1	0	1	1	0	0	
Nate Miller	18/ 1	4	2	6	-5	28	14.3	11/ 22	0	0	0	0	0	0	
Aaron Miskovich	15/ 1	3	3	6	-6	42	7.1	5/ 10	0	1	0	0	0	0	
Brett Abrahamson	18/ 15	3	2	5	0	20	15.0	8/ 32	0	0	0	1	0	0	
Mike Lyons	18/ 1	0	5	5	-8	27	0.0	16/ 32	0	0	0	0	0	0	
Ryan Trebil	18/ 0	1	3	4	2	10	10.0	20/ 51	0	0	0	0	0	0	
Dylan Mills	18/ 3	1	3	4	-11	17	5.9	7/ 14	0	0	0	0	0	0	
Stuart Senden	18/ 0	2	1	3	-3	11	18.2	1/ 2	0	0	0	0	0	0	
Matt Leimbek	14/ 0	0	2	2	-2	8	0.0	4/ 8	0	0	0	0	0	0	
Jason Godbout	9/ 0	1	0	1	-4	9	11.1	2/ 4	1	0	0	0	0	0	
Cory Miller	5/ 0	0	0	0	0	3	0.0	0/ 0	0	0	0	0	0	0	
Steve DeBus	14/ 13	0	0	0	0	1	0.0	0/ 0	0	0	0	0	0	0	
Erik Day	6/ 5	0	0	0	0	0	0.0	1/ 2	0	0	0	0	0	0	
Willy Marvin	1/ 0	0	0	0	0	0	0.0	0/ 0	0	0	0	0	0	0	
Golden Gophers	18/ 18	58	93	151		639	9.1	168/ 401	13	1	4	6	0	0	
Opponents	18/ 18	64	94	158		509	12.6	168/ 352	12	2	4	12	0	0	

Bench Penalties: Golden Gophers 3 (6 Minutes); Opponents 2 (4 Minutes)
Power Play: Golden Gophers 13/97 (13.4%); Opponents 12/92 (13.0%);

Goaltending Statistics

Golden Gophers	GP/ GS	Min	GAA	W	L	T	ENG	Sho	GA	Sv	Sv %
Willy Marvin	1 / 0	8:21	0.00	0	0	0	1	0	0	3	1.000
Steve DeBus	14/ 13	775:57	3.32	4	10	0	2	0	43	339	.887
Erik Day	6 / 5	284:38	3.58	2	2	0	1	0	17	105	.861
Golden Gophers	18/ 18	1068:56	3.37	6	12	0	4	0	60	447	.882
Opponents	18/ 18	1077:02	3.01	12	6	0	4	0	54	581	.915

Statistics by Period

Goals	1	2	3	OT	Tot	Penal	1	2	3	OT	Tot
Golden Gophers	21	15	22	0	58	Golden Gophers	61	54	53	0	168
Opponents	17	19	27	1	64	Opponents	65	54	49	0	168
Shots	1	2	3	OT	Tot	Penalty Minutes	1	2	3	OT	Tot
Golden Gophers	204	214	219	2	639	Golden Gophers	141	130	130	0	401
Opponents	165	177	167	2	511	Opponents	138	108	106	0	352

University of Minnesota
1997-98 Men's Ice Hockey Statistics
Record: 10-16/ 6-12 WCHA

Golden Gophers	GP/ GS	G	A	Pts	+/-	Sht	Sht %	Pen/	Min	PP	SH	EN	GW	GT	HT
Wyatt Smith	26/ 18	13	15	28	-3	95	13.7	21/	42	1	1	0	3	0	0
Reggie Berg	26/ 10	12	13	25	-2	114	10.5	15/	41	4	0	1	1	0	0
Mike Anderson	26/ 11	11	13	24	1	103	10.7	17/	42	3	0	2	0	0	0
Dave Spehar	26/ 13	13	10	23	-2	84	15.5	8/	16	7	0	0	1	0	0
Ryan Kraft	19/ 8	2	16	18	-2	73	2.7	2/	4	1	0	0	1	0	0
Casey Hankinson	25/ 11	7	10	17	-12	77	9.1	25/	61	4	0	0	0	0	0
Bill Kohn	24/ 22	3	10	13	0	41	7.3	22/	63	1	0	0	0	0	0
Rico Pagel	26/ 2	2	9	11	-3	34	5.9	7/	14	1	0	0	2	0	0
Nate Miller	26/ 2	4	5	9	-5	40	10.0	13/	26	0	0	0	0	0	0
Aaron Miskovich	19/ 2	4	5	9	-9	49	8.2	6/	12	1	1	0	0	0	0
Dylan Mills	26/ 7	1	8	9	-9	31	3.2	11/	22	0	0	0	0	0	0
Erik Westrum	26/ 1	5	3	8	-5	48	10.4	14/	28	1	0	1	1	0	0
Brett Abrahamson	26/ 19	3	5	8	-2	24	12.5	15/	46	0	0	0	1	0	0
Mike Lyons	25/ 3	1	7	8	-5	32	3.1	19/	38	0	0	0	0	0	0
Ryan Trebil	26/ 0	1	3	4	0	16	6.3	27/	65	0	0	0	0	0	0
Matt Leimbek	21/ 0	0	4	4	-1	14	0.0	4/	8	0	0	0	0	0	0
Stuart Senden	26/ 0	2	1	3	-3	18	11.1	6/	12	0	0	0	0	0	0
Jason Godbout	11/ 0	1	0	1	-4	10	10.0	3/	6	1	0	0	0	0	0
Ben Clymer	1/ 1	0	0	0	-1	5	0.0	1/	2	0	0	0	0	0	0
Cory Miller	11/ 0	0	0	0	0	3	0.0	3/	6	0	0	0	0	0	0
Steve DeBus	21/ 19	0	0	0	0	1	0.0	1/	2	0	0	0	0	0	0
Erik Day	8/ 6	0	0	0	0	0	0.0	1/	2	0	0	0	0	0	0
Willy Marvin	2/ 1	0	0	0	0	0	0.0	0/	0	0	0	0	0	0	0
Golden Gophers	26/ 26	85	137	222		912	9.3	245/	566	25	2	4	10	0	0
Opponents	26/ 26	91	133	224		712	12.8	261/	546	21	6	4	16	0	0

Bench Penalties: Golden Gophers 4 (8 Minutes); Opponents 4 (8 Minutes)
Power Play: Golden Gophers 25/152 (16.4%); Opponents 21/132 (15.9%);

Goaltending Statistics

Golden Gophers	GP/ GS	Min	GAA	W	L	T	EN	Sho	GA	Sv	Sv %
Steve DeBus	21/ 19	1146:52	3.35	7	14	0	2	0	64	479	.882
Erik Day	8/ 6	349:33	3.43	3	2	0	1	0	20	128	.865
Willy Marvin	2/ 1	48:21	3.72	0	0	0	1	0	3	16	.842
Golden Gophers	26/ 26	1544:46	3.38	10	16	0	4	0	87	623	.877
Opponents	26/ 26	1555:56	3.12	16	10	0	4	0	81	827	.911

Statistics by Period

Goals	1	2	3	OT	Tot	Penalties	1	2	3	OT	Tot
Golden Gophers	30	24	31	0	85	Golden Gophers	82	78	85	0	245
Opponents	25	29	36	1	91	Opponents	89	80	92	0	261
Shots	1	2	3	OT	Tot	Penalty Minutes	1	2	3	OT	Tot
Golden Gophers	301	311	298	2	912	Golden Gophers	183	178	205	0	566
Opponents	239	246	227	2	714	Opponents	186	168	192	0	546

STATS BREAKDOWN

MINNESOTA ON THE POWER PLAY BY PERIOD

1st Period			2nd Period			3rd Period/*OT		
Date-Opp.	PP Time	Shots/Goals	Date-Opp.	PP Time	Shots/Goals	Date-Opp.	PP Time	Shots/Goals
10/17-MAINE	2:00	3/0	10/17-MAINE	4:00	4/0	10/17-MAINE	1:13	1/0
10/18-MAINE	2:00	1/0	10/18-MAINE	4:38	2/0	10/18-MAINE	1:41	1/1
10/24-@UMD	6:10	3/0	10/24-@UMD	3:50	1/0	10/24-@UMD	:43	2/0
10/25-@UMD	3:00	2/0	10/25-@UMD	0	—	10/25-@UMD	:24	1/1
10/31-UND	2:00	2/0	10/31-UND	:40	1/0	10/31-UND	1:20	2/0
11/1-UND	4:00	4/0	11/1-UND	5:48	5/0	11/1-UND	:33	1/1
11/7-@Wisconsin	2:00	1/0	11/7-@Wisconsin	4:50	5/1	11/7-@Wisconsin	2:36	1/0
11/8-@Wisconsin	8:00	9/0	11/8-@Wisconsin	4:00	5/0	11/8-@Wisconsin	0	—
11/14-@UAA	2:00	3/0	11/14-@UAA	5:22	3/0	11/14-@UAA	3:54	2/0
11/15-@UAA	0	—	11/15-@UAA	4:01	3/0	11/15-@UAA	1:26	2/1
11/21-CC	0:37	1/0	11/21-CC	4:39	4/0	11/21-CC	0	—
11/22-CC	4:00	2/0	11/22-CC	3:37	2/0	*11/22-CC	0	—
11/28-@Michigan	3:51	4/2	11/28-@Michigan	4:44	3/0	11/28-@Michigan	3:53	3/1
11/30-@Mich State	1:51	0/0	11/30-@Mich State	2:00	5/0	11/30-@Mich State	4:58	1/0
12/19-SCSU	4:32	3/1	12/19-SCSU	1:50	7/0	12/19-SCSU	7:21	10/0
12/20-@SCSU	4:00	3/0	12/20-@SCSU	2:33	0/0	12/20-@SCSU	:20	0/0
12/27-BROWN	3:12	9/1	12/27-BROWN	2:50	2/2	12/27-BROWN	2:00	0/0
12/28-N'EASTERN	6:02	8/0	12/28-N'EASTERN	5:40	4/0	12/28-N'EASTERN	10:33	18/1
1/2-MANKATO ST	4:48	8/1	1/2-MANKATO ST	2:23	1/1	1/2-MANKATO ST	2:00	1/0
1/3-MANKATO ST	4:51	6/2	1/3-MANKATO ST	3:14	1/0	1/3-MANKATO ST	2:00	2/0
1/16-DENVER	4:20	4/0	1/16-DENVER	4:00	9/0	1/16-DENVER	2:05	2/1
1/17-DENVER	7:59	2/0	1/17-DENVER	:40	0/0	1/17-DENVER	3:27	4/0
1/23-UMD	3:34	2/2	1/23-UMD	2:00	3/0	1/23-UMD	3:32	9/1
1/24-UMD	3:23	3/1	1/24-UMD	3:20	5/0	1/24-UMD	0	—
1/30-@Mich Tech	2:00	3/0	1/30-@Mich Tech	4:36	7/2	1/30-@Mich Tech	2:00	1/0
1/31-@Mich Tech	1:38	4/1	1/31-@Mich Tech	2:52	0/0	1/31-@Mich Tech	2:00	2/0
TOTAL	80:51	85/8	TOTAL	82:47	74/6	TOTAL	56:27	57/7

MINNESOTA ON THE PENALTY KILL BY PERIOD

1st Period			2nd Period			3rd Period/*OT		
Date-Opp.	PP Time	Shots/Goals	Date-Opp.	PP Time	Shots/Goals	Date-Opp.	PP Time	Shots/Goals
10/17-MAINE	0	—	10/17-MAINE	2:48	2/1	10/17-MAINE	7:00	2/1
10/18-MAINE	2:00	0/0	10/18-MAINE	2:00	1/0	10/18-MAINE	3:15	3/1
10/24-@UMD	6:00	4/0	10/24-@UMD	2:00	0/0	10/24-@UMD	2:51	7/1
10/25-@UMD	5:00	0/0	10/25-@UMD	2:58	7/1	10/25-@UMD	2:00	0/0
10/31-UND	2:06	0/0	10/31-UND	6:54	6/0	10/31-UND	4:00	1/0
11/1-UND	2:52	2/0	11/1-UND	3:48	2/0	11/1-UND	0	—
11/7-@Wisconsin	2:00	3/0	11/7-@Wisconsin	4:00	1/0	11/7-@Wisconsin	4:00	5/0
11/8-@Wisconsin	6:39	6/0	11/8-@Wisconsin	2:39	3/0	11/8-@Wisconsin	0	—
11/14-@UAA	6:45	4/0	11/14-@UAA	0	—	11/14-@UAA	1:54	1/0
11/15-@UAA	4:00	3/0	11/15-@UAA	1:25	2/0	11/15-@UAA	0	—
11/21-CC	2:00	0/0	11/21-CC	3:16	2/0	11/21-CC	:50	0/0
11/22-CC	4:00	3/0	11/22-CC	6:00	4/0	*11/22-CC	3:26	4/1
11/28-@Michigan	3:43	3/1	11/28-@Michigan	6:00	2/0	11/28-@Michigan	1:09	2/1
11/30-@Mich State	5:51	1/0	11/30-@Mich State	2:33	1/1	11/30-@Mich State	—	—
12/19-SCSU	:56	1/1	12/19-SCSU	0	—	12/19-SCSU	3:56	1/1
12/20-@SCSU	1:48	4/1	12/20-@SCSU	3:14	1/1	12/20-@SCSU	1:15	0/0
12/27-BROWN	3:39	1/1	12/27-BROWN	:30	0/0	12/27-BROWN	—	—
12/28-N'EASTERN	3:03	1/0	12/28-N'EASTERN	3:59	4/1	12/28-N'EASTERN	—	—
1/2-MANKATO ST	5:18	7/0	1/2-MANKATO ST	4:30	1/0	1/2-MANKATO ST	:50	1/0
1/3-MANKATO ST	2:00	3/0	1/3-MANKATO ST	6:42	3/1	1/3-MANKATO ST	—	—
1/16-DENVER	0	—	1/16-DENVER	2:00	1/0	1/16-DENVER	0	—
1/17-DENVER	3:59	2/0	1/17-DENVER	4:40	3/0	1/17-DENVER	3:27	2/0
1/23-UMD	3:01	0/0	1/23-UMD	6:11	3/0	1/23-UMD	3:06	5/0
1/24-UMD	:15	0/0	1/24-UMD	2:36	5/1	1/24-UMD	4:25	10/2
1/30-@Mich Tech	:54	1/1	1/30-@Mich Tech	6:00	5/0	1/30-@Mich Tech	—	0/0
1/31-@Mich Tech	:43	2/1	1/31-@Mich Tech	6:28	1/0	1/31-@Mich Tech	7:07	3/0
TOTAL	75:16	51/6	TOTAL	84:24	52/6	TOTAL	46:10	31/6

Power Play Recap—Last Series

	Mich Tech	Minn
Total Time	21:12	15:06
Shots On Goal	12	17
Goals Scored	2	3
Score % On Shots	.167	.176

Power Play Recap—Season

	Opp	Minn
Total Time	226:14	235:54
Shots On Goal	158	238
Goals Scored	21	25
Score % On Shots	.133	.105

STATS BREAKDOWN

Penalty/Penalty Minute Breakdown (number in parenthesis indicates opponents goals as a result)

Penalty	1st Period	2nd Period	3rd Period	Overtime	Total
Boarding	—	1/2	—	—	1/2
Charging	—	2/4	—	—	2/4
Checking From Behind	1/5	2/10	1/5 (1)	—	4/20 (1)
Cross Checking	4/8	7/14 (1)	6/12 (1)	—	17/34 (2)
Delay of Game	—	—	—	—	0/0
Elbowing	2/4	1/2	2/4	—	5/10
Fighting	—	—	—	—	0/0
Game Misconduct	1/10	2/20	1/10	—	4/40
Gross Misconduct	—	—	—	—	0/0
High Sticking	1/2	5/10	4/8	—	10/20
Holding	11/22 (1)	8/16	5/10 (1)	—	23/46 (2)
Hooking	5/10 (1)	3/6 (1)	3/6 (2)	—	11/22 (4)
Instigating	—	—	—	—	0/0
Interference	11/22 (1)	4/8	1/2	—	16/32 (1)
Kneeing	—	—	—	—	0/0
Misconduct	1/10	—	3/30	—	4/40
Roughing	23/46 (1)	23/46 (2)	46/92	—	92/184 (3)
Slashing	10/20 (2)	10/20 (1)	8/16 (2)	—	28/56 (5)
Spearing	—	—	—	—	0/0
Tripping	6/12	6/12 (2)	—	—	12/24 (2)
Unsports. Conduct	1/2	—	1/2	—	2/4
Too Many Men	—	1/2	2/4 (1)	—	3/6 (1)
Hit After Whistle	1/2	—	—	—	1/2
Butt Ending	—	—	—	—	0/0
Game DQ	—	—	—	—	0/0
Holding the Stick	3/6	3/6	1/2	—	7/14
Bench	1/2	—	—	—	1/2
Other	—	—	1/2	—	1/2
TOTAL	82/183 (6)	78/178 (7)	85/205 (8)	—	245/566 (21)

Golden Gophers On The Airwaves

KSTP-AM 1500: KSTP is back as the Golden Gophers' official radio home for the 1997-98 season. Dan Terhaar calls the action with former Golden Gopher and North Stars head coach Glen Sonmor handling color commentary. KSTP's Robb Leer offers pregame, intermission and postgame interviews. KSTP-AM 1500 is slated to cover all Golden Gopher games during the 1997-98 season.

Midwest Sports Channel: MSC will broadcast 28 Golden Gopher hockey regular-season games in 1997-98, including the Dodge/Mariucci Classic in addition to the 1998 WCHA Final Five. Frank Mazzocco and Tom Reid will once again handle the broadcast duties. Ryan Lefebvre will anchor the pregame show and conduct the between period interviews. MSC's pregame lineup for Golden Gopher hockey will include the "Doug Woog Show" one hour before game time, and MSC Sports Connection, which will air one half-hour before faceoff.

WCHA Championships

Regular Season

1953, 1954, 1970

1975, 1981, 1983

1988, 1989, 1992, 1997

Playoff

1983, 1993, 1994, 1996

NCAA Championships

1974, 1976, 1979

GOLDEN GOPHER HOCKEY

Weekly Release & Notes/February 9, 1998

University of Minnesota Men's Athletics
Media Relations Office
Phone: 612.625.4090 • Fax: 612.625.0359
<http://www.gophersports.com>
Hockey Contact: Brad Ruiter

Minnesota (12-16-0, 8-12-0) at North Dakota (21-4-1, 15-4-1)

Saturday, February 14 2:05 p.m. Engelstad Arena Grand Forks, N.D.
Sunday, February 15 2:05 p.m. Engelstad Arena Grand Forks, N.D.

Series Information

Minnesota leads 120-98-8
Last 10 games - Tied 5-5-0
First meeting - 1/31/30, MN 6-1
Last meeting - 11/1/97, UND 3-2
Minnesota's longest win streak - 11
North Dakota's longest win streak - 8
'90s - MN 25-11-4
'80s - MN 26-19-1
'70s - MN 26-14-2
'60s - UND 31-16-0
'50s - UND 20-19-1
'40s - Tied 3-3-0
'30s - MN 5-0-0

Radio: KSTP-AM (1500)

Television: Midwest Sports Channel (MSC)

Golden Gophers Last Weekend: Minnesota swept Wisconsin in a weekend series. The Golden Gophers won 4-1 at Mariucci Arena on Friday before blanking the Badgers 7-0 at Target Center on Saturday before 14,781 fans

Sioux Last Weekend: North Dakota swept Alaska-Anchorage in Anchorage. The Sioux opened with a 4-1 win on Friday night before a 6-1 victory on Saturday.

Earlier This Season vs. North Dakota: The Golden Gophers claimed game one of North Dakota's season-opening series with a 6-5 win. Minnesota held a 5-2 lead with 6:08 remaining after Dylan Mills scored his first collegiate goal, but a late onslaught of goals by the Sioux made for an interesting finish. North Dakota rebounded to win a 3-2 decision the following evening. Minnesota held a 2-1 third period lead before the Sioux scored two goals in 1:25 midway through the final frame to salvage a split • Reggie Berg scored Minnesota's fastest goal to start a game this season when he scored just seven seconds into the Nov. 1 game • The Golden Gophers held the Sioux scoreless (0-9) on the power play for the weekend • North Dakota outshot Minnesota 65-61 in the series, one of only two times this season the Golden Gophers have been outshot in a series

Last Season At North Dakota: The Sioux swept the Golden Gophers (6-4, 6-2) in Grand Forks last season • Minnesota surrendered opponent season highs in most opponent shots in a period (21, 1st period on 1/31/97) and shots on goal in a game (51, 1/31/97) in the 6-4 loss • Minnesota led 2-1 after two periods in the second game of the series (2/1/97), but suffered one of only two losses last season (22-2-0) when leading after two periods as the Sioux tallied five times in the final 11:41 of the game

Series Notes: Doug Woog is 35-19-5 (.636) against the Sioux in 59 career games • North Dakota has won the last five meetings at Engelstad Arena • Minnesota has not won in Grand Forks since a 7-2 win on Feb. 12, 1994 • North Dakota has a 7-5-2 (.571) edge at Engelstad Arena in the '90s • Doug Woog is 10-13-3 (.442) in 26 career games vs. the Sioux in Grand Forks • the last time the Golden Gophers swept North Dakota in Grand Forks was March 6-7, 1992 (10-1, 5-3)

Team Comparisons (1997-98 season)

North Dakota		Minnesota
33/142 (.232)	PP	28/165 (.170)
22/106 (.208)	WCHA PP	16/110 (.145)
101/115 (.878)	PK	120/141 (.851)
75/84 (.893)	WCHA PK	89/101 (.881)
9-1-0	Last 10	7-3-0
3-1-0	vs. current PWR Top 12	4-6-0

Career Scoring vs. North Dakota

Player (games)	G-A-Pts
Ryan Kraft (16)	4-11-15
Casey Hankinson (16)	8-6-14
Wyatt Smith (11)/Dave Spehar (7)	4-5-9
Mike Anderson (11)	2-5-7
Brett Abrahamson (7)	1-4-5
Reggie Berg (11)	2-2-4
Mike Lyons (7)	1-3-4
Nate Miller (7)/Rico Pagel (5)	1-2-3
Aaron Miskovich (2)/Erik Westrum (2)	2-0-2
Dylan Mills (2)	1-1-2
Ben Clymer (5)/Jason Godbout (14)	0-2-2
Bill Kohn (7)	1-0-1
Steve DeBus (10)	0-1-1
Matt Leimbek (2)/Stuart Senden (2)	0-1-1

Career Scoring Notes: Westrum, Mills, Leimbek and Senden all scored their first career points in the early-season series at Mariucci Arena

Steve DeBus Game-By-Game vs. North Dakota

Date	W/L	Min	GA	GAA	SV	SV%
11/1/97	L	58:42	3	3.08	25	.893
10/1/97	W	60:00	5	5.00	32	.865
*3/15/97	L	62:17	4	3.85	23	.852
2/1/97	L	60:00	6	6.00	30	.833
1/31/97	L	58:45	6	6.13	45	.882
11/9/96	W	60:00	6	6.00	37	.860
11/8/96	W	60:00	2	2.00	27	.931
2/3/96	L	58:36	6	6.15	23	.793
2/2/96	n/d	17:23	2	6.85	7	.778
12/10/95	W	60:00	1	1.00	28	.966
Total	4-5-0	555:43	41	4.43	277	.871

Games in italics are at Engelstad Arena

* Indicates WCHA Final Five--St. Paul Civic Ctr

At Engelstad Arena

4 games 0-3-0 194:44 20 6.15 105 .840

At Mariucci

5 games 4-1-0 298:42 17 3.41 149 .898

SCHEDULE/RESULTS

Oct. 10	&vs. Michigan (exhibition)	L 3-2
Oct. 17	MAINE	L 6-1
Oct. 18	MAINE	W 3-2
Oct. 24	@Minn-Duluth	L 5-3
Oct. 25	@Minn-Duluth	W 5-1
Oct. 31	NORTH DAKOTA	W 6-5
Nov. 1	NORTH DAKOTA	L 3-2
Nov. 7	@Wisconsin	W 4-2
Nov. 8	@Wisconsin	L 3-2
Nov. 14	@Alaska-Anchorage	L 3-2
Nov. 15	@Alaska-Anchorage	L 3-2
Nov. 21	COLORADO COLLEGE	L 5-1
Nov. 22	COLORADO COLLEGE	L 4-3 (ot)
Nov. 28	#@Michigan	L 4-3
Nov. 30	#@Michigan State	L 3-2
Dec. 19	ST. CLOUD STATE	L 3-1
Dec. 20	@St. Cloud State	L 4-1
Dec. 27	^BROWN	W 6-3
Dec. 28	^NORTHEASTERN	L 4-2
Dec. 30	*HV-71 (exhibition)	L 10-2
Jan. 2	MANKATO STATE	W 6-2
Jan. 3	MANKATO STATE	W 4-3
Jan. 16	DENVER	L 5-2
Jan. 17	DENVER	W 5-2
Jan. 23	MINN-DULUTH	W 7-1
Jan. 24	MINN-DULUTH	W 6-5
Jan. 30	@Michigan Tech	L 5-3
Jan. 31	@Michigan Tech	L 5-3
Feb. 6	WISCONSIN	W 4-1
Feb. 7	&WISCONSIN	W 7-0
Feb. 14	@North Dakota	2 p.m.
Feb. 15	@North Dakota	2 p.m.
Feb. 20	ALASKA-ANCHORAGE	7:30 p.m.
Feb. 21	ALASKA-ANCHORAGE	7:30 p.m.
Feb. 27	@Colorado College	8:30 p.m.
Feb. 28	@Colorado College	8 p.m.
Mar. 6	@St. Cloud State	7 p.m.
Mar. 7	ST. CLOUD STATE	7 p.m.
Mar. 13-15	WCHA PLAYOFFS	TBA
Mar. 19-21	WCHA Final Five Milwaukee, Wis.	
Mar. 27-29	NCAA Regional Ann Arbor/Albany	
Apr. 2-4	NCAA Championships Boston	
^-Mariucci Classic (at Mariucci Arena)		
&-Target Center # -College Hockey Showcase		



CHECKS & POINTS

Team Notes

- ☞ No player on Minnesota's current roster has ever lost to Wisconsin in Minneapolis (8-0-0 last four seasons) or defeated North Dakota in Grand Forks (0-5-1 last three seasons)
- ☞ Minnesota has outshot its opponents in 16 of its last 17 games. The only time in that span the Golden Gophers have been outshot was by Michigan Tech (35-34) in a 5-3 loss on Jan. 30. On the season, Minnesota has over 200 more shots than its opponents (985-769), representing an average of 7.7 more shots per game
- ☞ Saturday's paid attendance of 14,781 at Target Center, a WCHA season high, brings Minnesota's NCAA-leading average home attendance to 10,101 per game (total of 171,712 for 17 regular-season dates)
- ☞ Minnesota has scored at least one power-play goal in 11 of its last 12 games (19 total in those 11 games) after netting just nine total PPG's in the season's first 16 games
- ☞ The Golden Gophers are 7-1-0 in their last eight home games, but have not won on the road since a 4-2 win at Wisconsin on Nov. 7 (current eight-game road losing streak)
- ☞ Minnesota has scored 66 goals in 17 home games, an average of 3.9 goals per game - on the road, the Golden Gophers have scored 30 goals in 11 games, an average of 2.7 per game
- ☞ Despite being four games under .500 overall (12-16-0) and in the WCHA (8-12-0), Minnesota has outscored its opponents in all games (96-92) and league contests (69-65)
- ☞ The team that reaches three goals first has won 26 of Minnesota's 28 games, including each of the last 11 contests
- ☞ Minnesota is undefeated (11-0-0) when scoring four or more goals, but has won just one time (1-16-0) when scoring three or fewer goals
- ☞ Minnesota has 30 or more shots in their last nine and 13 of their last 14 games
- ☞ The Golden Gophers have not won a game this season when trailing after either the first (0-10-0) or second periods (0-11-0)
- ☞ Minnesota is 11-6-0 when scoring first, but is 1-10-0 when its opponents score the first goal of the game. The Golden Gophers are 58-14-2 (.797) in their last 74 games when scoring first

Individual Notes

- #5 Ryan Trebil**
So., 6-1, 206, Bloomington, Minn.
✓ Leads the team in penalties (29) and penalty minutes (69)
- #7 Ryan Kraft**
Sr., 5-9, 190, Moorhead, Minn.
✓ Has scored a point in nine of his last 10 games (5-12-17), and has scored in all six games since his return to the lineup (4-8-12)
✓ Became the 22nd member of the Golden Gopher 150-Point Club (57-96-153) with four goals and two assists in the weekend sweep of Wisconsin
✓ His two-goal, two-assist performance in Saturday's win marked the third time he has scored four or more points in a game in his career
✓ Has multiple-point games in six of his last nine contests
✓ Has now scored seven goals in the last three Minnesota/Wisconsin games in Minneapolis
✓ Notched the game-winning goal in both victories last weekend against the Badgers
- #9 Casey Hankinson**
Sr., 6-1, 202, Edina, Minn.
✓ Has 7-7-14 in home games, but just 0-3-3 in road contests this season
✓ Could possibly return to the lineup this weekend against North Dakota
- #10 Mike Anderson**
Jr., 6-1, 200, Bloomington, Minn.
✓ Will miss the next three to four weeks (see injury update - next page)
- #11 Dave Spehar**
So., 5-7, 185, Duluth, Minn.
✓ Third on the team in scoring (13-14-27) and tied for second on the team in goals (13)
✓ Has scored a point in 10 of his last 12 games (9-8-17 in those games)
✓ Leads the team with seven power-play goals
✓ Has scored 10 of his 13 goals this season at home and has 10 of 13 markers in Minnesota wins
✓ Has totals of 3-1-4 in 11 road games and 10-12-22 in 17 home contests - the home scoring totals lead the team in that category
✓ Is a +5 in 20 WCHA games and -4 in eight nonconference games
- #13 Nate Miller**
So., 6-2, 199, Anoka, Minn.
✓ Has scored three of his four goals this season on the road
✓ Fired a career high six shots on goal in Saturday night's win over Wisconsin
- #15 Stuart Senden**
Fr., 6-0, 188, Alexandria, Minn.
✓ Recorded his first career two-goal game with a pair of markers in Saturday's 7-0 win
✓ Fired a season high five shots on goal in Saturday's game
✓ Leads the team by scoring on 16.7 percent of his shots on goal

- ✓ Has scored all four of his goals this season at home
✓ Has registered five of his six points this season in the last seven games
- #17 Wyatt Smith**
Jr., 5-11, 197, Warroad, Minn.
✓ Broke three-game scoreless streak in style with his first career hat trick in Saturday's win over Wisconsin
✓ Leads the team in scoring (16-16-32)
✓ Leads the team with nine multiple-point games this season
✓ Totals of 28-27-54 in his last 47 games
✓ Has 16 career multiple-point games
✓ Has balanced totals of eight home goals and eight road goals this season
✓ Scored 23 points (nine goals, 14 assists) and is a +10 in 12 wins - has nine points (seven goals, two assists) and is a -10 in 16 losses
- #19 Reggie Berg**
Jr., 5-11, 182, Anoka, Minn.
✓ Scored his 100th career point (47-53-100) with two assists in Saturday's win
✓ Second on the team in scoring (13-16-29)
✓ Leads the team in scoring (11-15-26) in conference games
✓ Tied for the team lead in road scoring (4-7-11) with Ryan Kraft (2-9-11)
✓ Pacing Minnesota this season with 124 shots on goal through 28 games
✓ Minnesota is 23-1-0 in his career when he scores more than one point in a game
✓ Has scored a point in 10 straight and 12 of his last 13 games
✓ Totals of 7-9-16 and +7 in the last 10 games - also has five multiple-point games in those 10 contests
✓ Has 5-8-13 and +9 in his last seven games
- #24 Bill Kohn**
So., 6-0, 192, Roseville, Minn.
✓ Is +7 in his last five games
✓ Missed Friday night's game against Wisconsin with flu-like symptoms
- #26 Jason Godbout**
Sr., 5-11, 191, Woodbury, Minn.
✓ Returned to the lineup Friday with a strong performance after missing 15 games with an elbow injury
- #29 Nico Pagel**
So., 5-11, 190, Minnetonka, Minn.
✓ Scored in six straight games, the longest such stretch of his career (1-8-9)
✓ Totals of 2-9-11 in 10 games since Jan. 1 in contrast to 1-1-2 in 18 games before Jan. 1
✓ Scored 10 of his 13 points at home
- #34 Steve DeBus**
Sr., 5-9, 177, Rochester, Minn.
✓ Allowed just two goals and stopped 85 of 87 shots in his last 180 minutes (three games) at home
✓ Has a 1.70 goals-against average and .942 saves percentage in his nine wins and 3.96 goals-against average with .858 saves percentage in his 14 losses this season

1997-98 WCHA STANDINGS/THIS WEEK'S SCHEDULE

Team (Overall Record)	GP	W	L	T	Pts	GF	GA	GDiff
1. North Dakota (21-4-1)	20	15	4	1	31	89	49	+40
2. Wisconsin (19-8-1)	20	14	5	1	29	70	53	+17
3. St. Cloud State (16-8-2)	20	13	6	1	27	71	57	+14
4. Colorado College (15-11-3)	22	10	10	2	22	74	78	-4
5. Minnesota-Duluth (15-14-1)	22	10	11	1	21	70	77	-7
6. Michigan Tech (13-14-2)	22	8	13	1	17	67	87	-20
7. Minnesota (12-16-0)	20	8	12	0	16	69	65	+4
8. Denver (9-18-1)	20	6	13	1	13	64	80	-16
9. Alaska-Anchorage (6-19-3)	22	5	15	2	12	36	64	-28

Friday, February 13

Alaska-Anchorage @ Minn-Duluth
Denver @ Wisconsin
Michigan Tech @ St. Cloud State

Saturday, February 14

Alaska-Anchorage @ Minn-Duluth
Denver @ Wisconsin
Michigan Tech @ St. Cloud State
Minnesota @ North Dakota

Sunday, February 15

Minnesota @ North Dakota

Drive for Five

With four weeks remaining in the regular season, the race is on not only for the conference title but for the final few home ice positions in the first round of the WCHA playoffs. With North Dakota, Wisconsin, and St. Cloud State (see above) in secure positions, here is a breakdown of the schedules for the teams remaining in the hunt for the fourth and fifth spots (current points in parenthesis):

4. Colorado College (22, six games remaining): @SCSU 2/20-21, vs. MN 2/27-28, vs. MTU 3/6-7

5. Minn-Duluth (21, six games remaining): vs. UAA 2/13-14, vs. UND 2/27-28, @ DU 3/8-9

6. Michigan Tech (17, six games remaining): @SCSU 2/13-14, vs. WIS 2/20-21, @ CC 3/6-7

7. Minnesota (16, eight games remaining): @UND 2/14-15, vs. UAA 2/20-21, @ CC 2/27-28, @SCSU 3/6, vs. SCSU 3/7

Woog's Window

Minnesota Head Coach Doug Woog has produced unparalleled numbers as the man behind the Golden Gopher bench over the last 12 seasons. Entering Saturday's game, Woog has a career record of 369-162-31 (.684) overall and a WCHA mark of 266-112-29 (.689). Minnesota has appeared in the NCAA Tournament in each of Woog's 12 seasons and has finished first or second in the WCHA in 11 of his 12 campaigns. Among Woog's regular media appearances are: WCCO-AM (830) with Moose Miller, Mondays and Fridays at 5:35 p.m. KSTP-AM (1500) with Pat Reusse and Joe Soucheray, Saturday mornings at 11 a.m., Mondays at a to be determined time, and the postgame show. KARE-TV (Ch. 11) Gopher Sports Extra on selected Saturdays during the 1997-98 season.

Injury Update

Senior F Casey Haukinson (Edina, Minn.) will be evaluated early this week, and his playing status for the weekend will be determined at that time. Junior D Bill Kohn (Roseville, Minn.) missed Friday's game with the flu, but played in Saturday's contest. Senior D Brett Abrahamson (Oakdale, Minn.) missed two days of practice last week with the flu, but played in last weekend's games showing no ill affects. Sophomore F Cory Miller (Bloomington, Minn.) is still not 100 percent after knee surgery, but is rehabilitating and skating in non-contact drills in practice. Sophomore D Ben Clymer (Bloomington, Minn.) is continues rehabilitation. Junior F Mike Anderson (Bloomington, Minn.) will miss the next three to four weeks with a knee injury. Anderson began rehab drills on Sunday.

WCHA Facts Of Note: Reggie Berg leads in the league in scoring (conference games only) with 11-15--26 • the Golden Gophers own a 712-566 advantage in shots on goal (over seven per game) in WCHA games • Minnesota has outscored its opponents 24-17 in the first period of conference games • Wyatt Smith is tied for sixth in the league in scoring (all games) with 16-16--32 • the Golden Gophers are third in the WCHA in penalty kill (86-for-98, 87.8 percent) • Minnesota ranks seventh in the league power play statistics (16-for-111, 14.4 percent) • Minnesota is one of only two teams in the league (Alaska-Anchorage) who has not had a game disqualification penalty yet this season

##For More Notes, See "Did You Know" on the next page of notes##

The Last Time

Minnesota Swept A Road Series:

January 24-25, 1997 @ Michigan Tech (5-2, 8-4)

Minnesota Was Swept In A Road Series:

January 30-31, 1998 @ Michigan Tech (5-3, 5-3)

Minnesota Swept A Home Series: February

6-7, 1998 vs. Wisconsin (4-1, 7-0)

Minnesota Was Swept In A Home Series:

November 21-22, 1997 vs. Colorado College (5-1, 4-3 ot)

Minnesota Shut Out An Opponent: February

7, 1998 vs. Wisconsin @ Target Center (Steve DeBus, 7-0)

An Opponent Shut Out Minnesota: March 4,

1995 @ St. Cloud State (Brian Leitza, 3-0)

Minnesota Player Scored A Hat Trick:

February 7, 1998 (Wyatt Smith, 7-0 Minnesota win)

Minnesota Player Scored A Natural Hat Trick:

December 30, 1994 @ Mariucci Arena vs. Yale (Ryan Kraft, 6-2 Minnesota win)

An Opponent Scored A Hat Trick: February 1,

1997 @ North Dakota (Jason Blake, 6-2 Minnesota loss)

Minnesota Player Scored Four Goals In A

Game: November 9, 1996 vs. North Dakota (Casey Hankinson, 10-6 Minnesota win)

Minnesota Had 50 or More Shots On Goal In

A Game: March 14, 1997 vs. St. Cloud State at WCHA Final Five (52 shots, 5-4 Minnesota overtime win)

Opponent Had 50 or More Shots On Goal In A

Game: January 31, 1997 @ North Dakota (51 shots, 6-4 Minnesota loss)

Minnesota Player Scored A Shorthanded

Goal: January 3, 1998 vs. Mankato State (Wyatt Smith, 4-3 Minnesota win)

Minnesota Won In Overtime: March 14, 1997

vs. St. Cloud State at WCHA Final Five (5-4)

Minnesota Lost In Overtime: November 22,

1997 vs. Colorado College (4-3)

Minnesota Tied In Overtime: February 21,

1997 @ Colorado College (3-3)

Minnesota Scored 10 Goals Or More In A

Game: November 9, 1996 vs. North Dakota (10-6 Minnesota win)

Opponent Scored 10 Goals Or More In A

Game: January 30, 1993 @ Michigan Tech (10-2 Minnesota loss)

TEAM SEASON HIGHS/LOWS

MOST GOALS/GAME	(7) 1/23 vs. Minnesota-Duluth; 2/7 vs. Wisconsin
LEAST GOALS/GAME	(1) 10/17 vs. Maine; 11/21 vs. Colorado College; 12/19 & 12/20 vs. St. Cloud St.
MOST ASSISTS/GAME	(14) 1/23 vs. Minnesota-Duluth
LEAST ASSISTS/GAME	(0) 11/21 vs. Colorado College
MOST GOALS AGAINST/GAME	(6) 10/17 vs. Maine
LEAST GOALS AGAINST/GAME	(0) 2/7 vs. Wisconsin
MOST ASSISTS AGAINST/GAME	(10) 10/17 vs. Maine; 10/31 vs. North Dakota
LEAST ASSISTS AGAINST/GAME	(0) 2/7 vs. Wisconsin
MOST GOALS/PERIOD	(3) eight times, most recent-3rd period, 2/7 vs. Wisconsin
MOST GOALS AGAINST/PERIOD	(3) five times, most recent-3rd period, 1/24 vs. Minnesota-Duluth
MOST SHOTS ON GOAL/GAME	(47) 12/27 vs. Brown
LEAST SHOTS ON GOAL/GAME	(22) 11/21 vs. Colorado College
MOST SHOTS AGAINST/GAME	(44) 10/24 @ UMD
LEAST SHOTS AGAINST/GAME	(9) 12/19 vs. St. Cloud State
MOST SHOTS ON GOAL/PERIOD	(20) 1st, 12/27 vs. Brown
MOST SHOTS AGAINST/PERIOD	(19) 3rd, 1/24 vs. Minnesota-Duluth
MOST PENALTIES/GAME	(16) 1/2 vs. Mankato State; 2/6 vs. Wisconsin
LEAST PENALTIES/GAME	(3) 1/16 vs. Denver
MOST PIM/GAME	(47) 1/31 @ Michigan Tech
LEAST PIM/GAME	(6) 1/16 vs. Denver
MOST OPP. PENALTIES/GAME	(21) 12/28 vs. Northeastern
LEAST OPP. PENALTIES/GAME	(4) 10/31 vs. North Dakota
MOST OPP. PIM/GAME	(43) 2/6 vs. Wisconsin
LEAST OPP. PIM/GAME	(8) 10/31 vs. North Dakota

Minnesota's Record When In 1997-98

Overall Record	12-16-0
WCHA Record	8-12-0
Home Record	10-7-0
Road Record	2-9-0
Neutral Site Record	0-0-0
Last 20 Games	8-12-0
Last 10 Games	7-3-0
Last 5 Games	3-2-0

Power Play	28 of 165 (.170)
Penalty Kill	120 of 141 (.851)
Scoring A Power-Play Goal	10-8-0
Not Scoring A Power-Play Goal	2-8-0
Allowing A Power-Play Goal	5-10-0
Not Allowing A Power-Play Goal	7-6-0
Scoring A Short-Handed Goal	2-0-0
Allowing A Short-Handed Goal	0-5-0

Penalties/Avg. Per Game	273/9.8
Penalty Minutes/Avg. Per Game	622/22.2
10 Or More Penalties	8-9-0
Fewer Than 10 Penalties	4-7-0
More Penalties Than Opponent	3-3-0
Fewer Penalties Than Opponent	6-8-0
Same Amount Of Penalties	3-5-0

In One-Goal Games	4-7-0
In Two-Goal Games	1-5-0
In Three-Goal or More Games	7-4-0
In Overtime Games	0-1-0
Scoring 4 or More Goals	11-0-0
Scoring 3 or Fewer Goals	1-16-0
Scoring 3 or More Goals	12-5-0
Scoring 2 or Fewer Goals	0-11-0
Allowing 4 or More Goals	2-10-0
Allowing 3 or Fewer Goals	10-6-0

Scoring First Goal Of Game	11-6-0
Opponents Score First	1-10-0
Leading After One Period	10-2-0
Trailing After One Period	0-10-0
Tied After One Period	2-4-0
Scoring First Goal Of Second Period	5-6-0
Leading After Two Periods	10-2-0
Trailing After Two Periods	0-11-0
Tied After Two Periods	2-3-0
Scoring First Goal Of Third Period	9-4-0

Having 10-19 Shots On Goal	0-0-0
Having 20-29 Shots On Goal	2-2-0
Having 30-39 Shots On Goal	7-9-0
Having 40 or More Shots On Goal	3-5-0
Allowing Fewer Than 10 Shots On Goal	0-1-0
Allowing 10-19 Shots On Goal	0-1-0
Allowing 20-29 Shots On Goal	7-9-0
Allowing 30-39 Shots On Goal	5-4-0
Allowing 40 or More Shots On Goal	0-1-0
Outshooting Opponent	10-10-0
Opponent Outshoots Minnesota	2-6-0
Shots Are Even	0-0-0

October	3-2-0
November	1-8-0
December	1-3-0
January	5-3-0
February	2-0-0
March	0-0-0
First Game Of A Series	6-8-0
Second Game Of A Series	6-8-0
Series Record	3-5-6
Games Following A Win	5-6-0
Games Following A Loss	7-10-0
Games Following A Tie	0-0-0

DID YOU KNOW...

The seven-goal margin of victory for Minnesota in Saturday night's win over Wisconsin (7-0) marks the largest in the Golden Gopher/Badger series since an 8-1 Minnesota win on Jan. 26, 1991 at Madison • Minnesota has outscored Wisconsin 17-2 in the last seven periods of games played in Minneapolis • the Golden Gophers have lost six straight conference road games and eight straight road games overall, both of which are second longest in their respective categories on the school's all-time list • the U of M hockey program hit the 1,300-win plateau with Saturday's win over Wisconsin • Minnesota has not been shut out in its last 121 games (last time, March 4, 1995 at St. Cloud State, 3-0), and in that same time span has shut out its opponent on 11 occasions • Minnesota has outscored its opponents 21-4 in the first period of wins this season • Minnesota is 2-3-0 on the road when scoring first, but has not won on the road (0-6-0) when its opponents score first • Minnesota has just one tie in its last 95 games, a 3-3 deadlock on Feb. 21, 1997 at Colorado College. The last time Minnesota finished 65 minutes tied at Mariucci Arena was Feb. 25, 1995 (3-3) against North Dakota • Minnesota has a 19-6-0 (.760) record on Feb. 14 in school history, with a 14-6-1 (.690) mark on Feb. 15 • Minnesota owns a record of 4-7 in one-goal games. Last season, Minnesota was 7-5 in 12 one-goal games. Before this season, the program was 58-28 (.674) in its previous 86 one-goal games. The Golden Gophers have won their last two one-goal games • Minnesota is 74-7-2 (.904) the past four seasons when leading after two periods • Minnesota is 7-3-0 since Jan. 1 • Steve DeBus needs one win for his 50th career victory. Only seven netminders in school history have 50 or more wins. Last weekend, DeBus surpassed the 2,000 save mark in his career (2,025)

1997-98 WCHA WEEKLY HONORS

(date indicates when the award was announced)

OFFENSIVE PLAYER OF THE WEEK
November 10 Reggie Berg (@ Wisconsin)

DEFENSIVE PLAYER OF THE WEEK
October 27 Steve DeBus (@ UMD)
January 26 Brett Abrahamson (vs. UMD)

ROOKIE OF THE WEEK
November 3 Aaron Miskovich (vs. UND)

MULTIPLE-POINT GAMES

Player(games)	Last Time	Record
Smith (9)	2/7 vs. WIS (3g, 1a)	7-2-0
Berg (8)	2/7 vs. WIS (2a)	7-1-0
Kraft (7)	2/7 vs. WIS (2g, 2a)	4-3-0
Anderson (6)	1/31 @ MTU (2g)	2-4-0
Hankinson (5)	1/24 vs. UMD (2a)	4-1-0
Spehar (5)	2/7 vs. WIS (3a)	5-0-0
Mills (3)	1/3 vs. Mankato St. (2a)	3-0-0
Kohn (2)	1/24 vs. UMD (2a)	2-0-0
Miskovich (2)	11/28 vs. Michigan (1g, 2a)	1-1-0
Pagel (2)	1/31 @ MTU (2a)	1-1-0
Abrahamson (1)	1/24 vs. UMD (2g)	1-0-0
Senden (1)	2/7 vs. WIS (2g)	1-0-0
Trebil (1)	1/17 vs. Denver (2a)	1-0-0
Westrum (1)	10/31 vs. UND (2g)	1-0-0

Minnesota Hosts Alaska-Anchorage Next Weekend: The Golden Gophers will return to Mariucci Arena to host the Alaska-Anchorage Seawolves in a series next weekend. Friday's game, which faces off at 7:35 p.m., is on KSTP-AM (1500). Both KSTP-AM and Midwest Sports Channel (MSC) will broadcast Saturday night's 7:05 p.m. rematch.

University of Minnesota
1997-98 Men's Ice Hockey Statistics
Record: 12-16/ 8-12 WCHA

Date	Opponent	Score	Record	Site	Attend	Goaltender of Record	
10/17	Maine	1 - 6 L	0- 1	H Mariucci Arena	9866	Steve DeBus	0- 1
10/18	Maine	W 3 - 2	1- 1	H Mariucci Arena	9749	Steve DeBus	1- 1
10/24	*Minnesota-Duluth	3 - 5 L	1- 2	A Duluth, Minn.	5590	Steve DeBus	1- 2
10/25	*Minnesota-Duluth	W 5 - 1	2- 2	A Duluth, Minn.	5420	Steve DeBus	2- 2
10/31	*North Dakota	W 6 - 5	3- 2	H Mariucci Arena	9847	Steve DeBus	3- 2
11/ 1	*North Dakota	2 - 3 L	3- 3	H Mariucci Arena	9859	Steve DeBus	3- 3
11/ 7	*Wisconsin	W 4 - 2	4- 3	A Madison, Wis.	8323	Steve DeBus	4- 3
11/ 8	*Wisconsin	2 - 3 L	4- 4	A Madison, Wis.	8340	Steve DeBus	4- 4
11/14	*Alaska-Anchorage	2 - 3 L	4- 5	A Anchorage, Alaska	4733	Steve DeBus	4- 5
11/15	*Alaska-Anchorage	2 - 3 L	4- 6	A Anchorage, Alaska	5375	Steve DeBus	4- 6
11/21	*Colorado College	1 - 5 L	4- 7	H Mariucci Arena	9837	Steve DeBus	4- 7
11/22	*Colorado College	3 - 4 L OT	4- 8	H Mariucci Arena	9821	Steve DeBus	4- 8
11/28	Michigan	3 - 4 L	4- 9	A Ann Arbor, Mich.	6498	Steve DeBus	4- 9
11/30	Michigan State	2 - 3 L	4-10	A East Lansing, Mich.	6264	Steve DeBus	4- 10
12/19	*St. Cloud State	1 - 3 L	4-11	H Mariucci Arena	9809	Steve DeBus	4- 11
12/20	*St. Cloud State	1 - 4 L	4-12	A St. Cloud, Minn.	7051	Erik Day	0- 1
12/27	Brown	W 6 - 3	5-12	H Mariucci Arena	9807	Steve DeBus	5- 11
12/28	Northeastern	2 - 4 L	5-13	H Mariucci Arena	9767	Steve DeBus	5- 12
1/ 2	Mankato State	W 6 - 2	6-13	H Mariucci Arena	9831	Steve DeBus	6- 12
1/ 3	Mankato State	W 4 - 3	7-13	H Mariucci Arena	9852	Erik Day	1- 1
1/16	*Denver	2 - 5 L	7-14	H Mariucci Arena	9732	Steve DeBus	6- 13
1/17	*Denver	W 5 - 2	8-14	H Mariucci Arena	9731	Erik Day	2- 1
1/23	*Minnesota-Duluth	W 7 - 1	9-14	H Mariucci Arena	9702	Steve DeBus	7- 13
1/24	*Minnesota-Duluth	W 6 - 5	10-14	H Mariucci Arena	9869	Erik Day	3- 1
1/30	*Michigan Tech	3 - 5 L	10-15	A Houghton, Mich.	3702	Steve DeBus	7- 14
1/31	*Michigan Tech	3 - 5 L	10-16	A Houghton, Mich.	3782	Erik Day	3- 2
2/ 6	*Wisconsin	W 4 - 1	11-16	H Mariucci Arena	9852	Steve DeBus	8- 14
2/ 7	*Wisconsin	W 7 - 0	12-16	H Target Center	14781	Steve DeBus	9- 14

*-WCHA Game

Record	W	L	Pct	Attendance #	Total	Avg	
All Games	12	16	.429	Home	17	171712	10101
WCHA	8	12	.400	Away	11	65078	5916
Home	10	7	.588	Neutral	0	0	0
Away	2	9	.182	Total	28	236790	8457
Neutral	0	0	.000				
Ahead After 1 Period	10	2	.833				
Behind After 1 Period	0	10	.000				
Tied After 1 Period	2	4	.333				
Ahead After 2 Periods	10	2	.833				
Behind After 2 Periods	0	11	.000				
Tied After 2 Periods	2	3	.400				
Score First	11	6	.647				
Do Not Score First	1	10	.091				
Overtime Games	0	1	.000				

University of Minnesota
1997-98 Men's Ice Hockey Statistics
WCHA Games Only

Golden Gophers	GP/ GS	G	A	Pts +/-	Sht	Sht %	Pen/	Min	PP	SH	EN	GW	GT	HT
Reggie Berg	20/ 10	11	15	26 4	97	11.3	12/ 24	5	0	1	1	0	0	
Wyatt Smith	20/ 13	10	9	19 -1	68	14.7	18/ 36	0	0	0	1	0	1	
Dave Spehar	20/ 9	8	11	19 5	61	13.1	9/ 18	3	0	0	1	0	0	
Mike Anderson	19/ 9	10	8	18 -1	68	14.7	10/ 28	3	0	2	0	0	0	
Ryan Kraft	17/ 7	5	13	18 -4	70	7.1	4/ 8	2	0	0	3	0	0	
Rico Pagel	20/ 2	1	9	10 0	26	3.8	4/ 8	0	0	0	0	0	0	
Casey Hankinson	17/ 7	2	7	9 -7	52	3.8	16/ 43	0	0	0	0	0	0	
Bill Kohn	19/ 18	1	8	9 3	34	2.9	21/ 61	1	0	0	0	0	0	
Erik Westrum	20/ 0	4	4	8 1	36	11.1	12/ 24	1	0	1	1	0	0	
Aaron Miskovich	17/ 1	3	4	7 -6	46	6.5	5/ 10	0	1	0	0	0	0	
Nate Miller	20/ 1	4	2	6 -5	34	11.8	14/ 28	0	0	0	0	0	0	
Stuart Senden	20/ 1	4	2	6 0	17	23.5	2/ 4	0	0	0	0	0	0	
Brett Abrahamson	20/ 16	3	3	6 1	21	14.3	9/ 34	0	0	0	1	0	0	
Mike Lyons	20/ 2	0	6	6 -7	30	0.0	18/ 36	0	0	0	0	0	0	
Ryan Trebil	20/ 0	1	3	4 5	11	9.1	22/ 55	0	0	0	0	0	0	
Dylan Mills	20/ 4	1	3	4 -9	17	5.9	9/ 18	0	0	0	0	0	0	
Matt Leimbek	16/ 0	0	2	2 -2	8	0.0	4/ 8	0	0	0	0	0	0	
Jason Godbout	11/ 0	1	0	1 -3	12	8.3	3/ 6	1	0	0	0	0	0	
Cory Miller	5/ 0	0	0	0 0	3	0.0	0/ 0	0	0	0	0	0	0	
Steve DeBus	16/ 15	0	0	0 0	1	0.0	0/ 0	0	0	0	0	0	0	
Erik Day	6/ 5	0	0	0 0	0	0.0	1/ 2	0	0	0	0	0	0	
Willy Marvin	1/ 0	0	0	0 0	0	0.0	0/ 0	0	0	0	0	0	0	
Golden Gophers	20/ 20	69	109	178	712	9.7	196/ 457	16	1	4	8	0	1	
Opponents	20/ 20	65	94	159	564	11.5	201/ 421	12	2	4	12	0	0	

Bench Penalties: Golden Gophers 3 (6 Minutes); Opponents 2 (4 Minutes)
Power Play: Golden Gophers 16/110 (14.5%); Opponents 12/101 (11.9%);

Goaltending Statistics

Golden Gophers	GP/ GS	Min	GAA	W	L	T	ENG	Sho	GA	Sv	Sv %
Willy Marvin	1/ 0	8:21	0.00	0	0	0	1	0	0	3	1.000
Steve DeBus	16/ 15	895:57	2.95	6	10	0	2	1	44	393	.899
Erik Day	6/ 5	284:38	3.58	2	2	0	1	0	17	105	.861
Golden Gophers	20/ 20	1188:56	3.08	8	12	0	4	1	61	501	.891
Opponents	20/ 20	1197:02	3.26	12	8	0	4	0	65	643	.908

Statistics by Period

Goals	1	2	3	OT	Tot	Penalties	1	2	3	OT	Tot
Golden Gophers	24	20	25	0	69	Golden Gophers	70	60	66	0	196
Opponents	17	19	28	1	65	Opponents	75	61	65	0	201
Shots	1	2	3	OT	Tot	Penalty Minutes	1	2	3	OT	Tot
Golden Gophers	229	235	246	2	712	Golden Gophers	159	142	156	0	457
Opponents	187	194	183	2	566	Opponents	158	122	141	0	421

University of Minnesota
1997-98 Men's Ice Hockey Statistics
Record: 12-16/ 8-12 WCHA

Golden Gophers	GP/ GS	G	A	Pts	+/-	Sht	Sht %	Pen/	Min	PP	SH	EN	GW	GT	HT
Wyatt Smith	28/ 18	16	16	32	0	102	15.7	24/	48	1	1	0	3	0	1
Reggie Berg	28/ 12	13	16	29	1	124	10.5	19/	49	5	0	1	1	0	0
Dave Spehar	28/ 13	13	14	27	1	92	14.1	10/	20	7	0	0	1	0	0
Mike Anderson	27/ 12	11	13	24	1	104	10.6	17/	42	3	0	2	0	0	0
Ryan Kraft	21/ 9	6	18	24	0	86	7.0	4/	8	3	0	0	3	0	0
Casey Hankinson	25/ 11	7	10	17	-12	77	9.1	25/	61	4	0	0	0	0	0
Bill Kohn	25/ 23	3	10	13	2	43	7.0	25/	69	1	0	0	0	0	0
Rico Pagel	28/ 3	3	10	13	0	38	7.9	8/	16	1	0	0	2	0	0
Aaron Miskovich	21/ 2	4	6	10	-9	53	7.5	6/	12	1	1	0	0	0	0
Erik Westrum	28/ 1	5	4	9	-3	52	9.6	15/	30	1	0	1	1	0	0
Nate Miller	28/ 2	4	5	9	-5	46	8.7	16/	32	0	0	0	0	0	0
Brett Abrahamson	28/ 20	3	6	9	-1	25	12.0	16/	48	0	0	0	1	0	0
Dylan Mills	28/ 8	1	8	9	-7	31	3.2	13/	26	0	0	0	0	0	0
Mike Lyons	27/ 4	1	8	9	-4	35	2.9	21/	42	0	0	0	0	0	0
Stuart Senden	28/ 1	4	2	6	0	24	16.7	7/	14	0	0	0	0	0	0
Ryan Trebil	28/ 0	1	3	4	3	17	5.9	29/	69	0	0	0	0	0	0
Matt Leimbek	23/ 0	0	4	4	-1	14	0.0	4/	8	0	0	0	0	0	0
Jason Godbout	13/ 0	1	0	1	-3	13	7.7	4/	8	1	0	0	0	0	0
Ben Clymer	1/ 1	0	0	0	-1	5	0.0	1/	2	0	0	0	0	0	0
Cory Miller	11/ 0	0	0	0	0	3	0.0	3/	6	0	0	0	0	0	0
Steve DeBus	23/ 21	0	0	0	0	1	0.0	1/	2	0	0	0	0	0	0
Erik Day	8/ 6	0	0	0	0	0	0.0	1/	2	0	0	0	0	0	0
Willy Marvin	2/ 1	0	0	0	0	0	0.0	0/	0	0	0	0	0	0	0
Golden Gophers	28/ 28	96	153	249		985	9.7	273/	622	28	2	4	12	0	1
Opponents	28/ 28	92	133	225		767	12.0	294/	615	21	6	4	16	0	0

Bench Penalties: Golden Gophers 4 (8 Minutes); Opponents 4 (8 Minutes)
Power Play: Golden Gophers 28/165 (17.0%); Opponents 21/141 (14.9%);

Goaltending Statistics

Golden Gophers	GP/ GS	Min	GAA	W	L	T	ENG	Sho	GA	Sv	Sv %
Steve DeBus	23/ 21	1266:52	3.08	9	14	0	2	1	65	533	.891
Erik Day	8/ 6	349:33	3.43	3	2	0	1	0	20	128	.865
Willy Marvin	2/ 1	48:21	3.72	0	0	0	1	0	3	16	.842
Golden Gophers	28/ 28	1664:46	3.17	12	16	0	4	1	88	677	.885
Opponents	28/ 28	1675:56	3.29	16	12	0	4	0	92	889	.906

Statistics by Period

Goals	1	2	3	OT	Tot	Penalty	1	2	3	OT	Tot
Golden Gophers	33	29	34	0	96	Golden Gophers	91	84	98	0	273
Opponents	25	29	37	1	92	Opponents	99	87	108	0	294
Shots	1	2	3	OT	Tot	Penalty Minutes	1	2	3	OT	Tot
Golden Gophers	326	332	325	2	985	Golden Gophers	201	190	231	0	622
Opponents	261	263	243	2	769	Opponents	206	182	227	0	615

STATS BREAKDOWN

MINNESOTA ON THE POWER PLAY BY PERIOD

1st Period			2nd Period			3rd Period/*OT		
Date-Opp.	PP Time	Shots/Goals	Date-Opp.	PP Time	Shots/Goals	Date-Opp.	PP Time	Shots/Goals
10/17-MAINE	2:00	3/0	10/17-MAINE	4:00	4/0	10/17-MAINE	1:13	1/0
10/18-MAINE	2:00	1/0	10/18-MAINE	4:38	2/0	10/18-MAINE	1:41	1/1
10/24-@UMD	6:10	3/0	10/24-@UMD	3:50	1/0	10/24-@UMD	:43	2/0
10/25-@UMD	3:00	2/0	10/25-@UMD	0	—	10/25-@UMD	:24	1/1
10/31-UND	2:00	2/0	10/31-UND	:40	1/0	10/31-UND	1:20	2/0
11/1-UND	4:00	4/0	11/1-UND	5:48	5/0	11/1-UND	:33	1/1
11/7-@Wisconsin	2:00	1/0	11/7-@Wisconsin	4:50	5/1	11/7-@Wisconsin	2:36	1/0
11/8-@Wisconsin	8:00	9/0	11/8-@Wisconsin	4:00	5/0	11/8-@Wisconsin	0	—
11/14-@UAA	2:00	3/0	11/14-@UAA	5:22	3/0	11/14-@UAA	3:54	2/0
11/15-@UAA	0	—	11/15-@UAA	4:01	3/0	11/15-@UAA	1:26	2/1
11/21-CC	0:37	1/0	11/21-CC	4:39	4/0	11/21-CC	0	—
11/22-CC	4:00	2/0	11/22-CC	3:37	2/0	*11/22-CC	0	—
11/28-@Michigan	3:51	4/2	11/28-@Michigan	4:44	3/0	11/28-@Michigan	3:53	3/1
11/30-@Mich State	1:51	0/0	11/30-@Mich State	2:00	5/0	11/30-@Mich State	4:58	1/0
12/19-SCSU	4:32	3/1	12/19-SCSU	1:50	7/0	12/19-SCSU	7:21	10/0
12/20-@SCSU	4:00	3/0	12/20-@SCSU	2:33	0/0	12/20-@SCSU	:20	0/0
12/27-BROWN	3:12	9/1	12/27-BROWN	2:50	2/2	12/27-BROWN	2:00	0/0
12/28-N'EASTERN	6:02	8/0	12/28-N'EASTERN	5:40	4/0	12/28-N'EASTERN	10:33	18/1
1/2-MANKATO ST	4:48	8/1	1/2-MANKATO ST	2:23	1/1	1/2-MANKATO ST	2:00	1/0
1/3-MANKATO ST	4:51	6/2	1/3-MANKATO ST	3:14	1/0	1/3-MANKATO ST	2:00	2/0
1/16-DENVER	4:20	4/0	1/16-DENVER	4:00	9/0	1/16-DENVER	2:05	2/1
1/17-DENVER	7:59	2/0	1/17-DENVER	:40	0/0	1/17-DENVER	3:27	4/0
1/23-UMD	3:34	2/2	1/23-UMD	2:00	3/0	1/23-UMD	3:32	9/1
1/24-UMD	3:23	3/1	1/24-UMD	3:20	5/0	1/24-UMD	0	—
1/30-@Mich Tech	2:00	3/0	1/30-@Mich Tech	4:36	7/2	1/30-@Mich Tech	2:00	1/0
1/31-@Mich Tech	1:38	4/1	1/31-@Mich Tech	2:52	0/0	1/31-@Mich Tech	2:00	2/0
2/6-WISCONSIN	3:35	8/1	2/6-WISCONSIN	2:20	3/1	2/6-WISCONSIN	3:51	1/0
2/7-WISCONSIN	4:09	5/1	2/7-WISCONSIN	2:53	1/0	2/7-WISCONSIN	4:42	2/0
TOTAL	99:32	103/13	TOTAL	93:20	86/7	TOTAL	68:32	69/8

MINNESOTA ON THE PENALTY KILL BY PERIOD

1st Period			2nd Period			3rd Period/*OT		
Date-Opp.	PP Time	Shots/Goals	Date-Opp.	PP Time	Shots/Goals	Date-Opp.	PP Time	Shots/Goals
10/17-MAINE	0	—	10/17-MAINE	2:48	2/1	10/17-MAINE	7:00	2/1
10/18-MAINE	2:00	0/0	10/18-MAINE	2:00	1/0	10/18-MAINE	3:15	3/1
10/24-@UMD	6:00	4/0	10/24-@UMD	2:00	0/0	10/24-@UMD	2:51	7/1
10/25-@UMD	5:00	0/0	10/25-@UMD	2:58	7/1	10/25-@UMD	2:00	0/0
10/31-UND	2:06	0/0	10/31-UND	6:54	6/0	10/31-UND	4:00	1/0
11/1-UND	2:52	2/0	11/1-UND	3:48	2/0	11/1-UND	0	—
11/7-@Wisconsin	2:00	3/0	11/7-@Wisconsin	4:00	1/0	11/7-@Wisconsin	4:00	5/0
11/8-@Wisconsin	6:39	6/0	11/8-@Wisconsin	2:39	3/0	11/8-@Wisconsin	0	—
11/14-@UAA	6:45	4/0	11/14-@UAA	0	—	11/14-@UAA	1:54	1/0
11/15-@UAA	4:00	3/0	11/15-@UAA	1:25	2/0	11/15-@UAA	0	—
11/21-CC	2:00	0/0	11/21-CC	3:16	2/0	11/21-CC	:50	0/0
11/22-CC	4:00	3/0	11/22-CC	6:00	4/0	*11/22-CC	3:26	4/1
11/28-@Michigan	3:43	3/1	11/28-@Michigan	6:00	2/0	11/28-@Michigan	1:09	2/1
11/30-@Mich State	5:51	1/0	11/30-@Mich State	2:33	1/1	11/30-@Mich State	—	—
12/19-SCSU	:56	1/1	12/19-SCSU	0	—	12/19-SCSU	3:56	1/1
12/20-@SCSU	1:48	4/1	12/20-@SCSU	3:14	1/1	12/20-@SCSU	1:15	0/0
12/27-BROWN	3:39	1/1	12/27-BROWN	:30	0/0	12/27-BROWN	—	—
12/28-N'EASTERN	3:03	1/0	12/28-N'EASTERN	3:59	4/1	12/28-N'EASTERN	—	—
1/2-MANKATO ST	5:18	7/0	1/2-MANKATO ST	4:30	1/0	1/2-MANKATO ST	1:50	1/0
1/3-MANKATO ST	2:00	3/0	1/3-MANKATO ST	6:42	3/1	1/3-MANKATO ST	—	—
1/16-DENVER	0	—	1/16-DENVER	2:00	1/0	1/16-DENVER	0	—
1/17-DENVER	3:59	2/0	1/17-DENVER	4:40	3/0	1/17-DENVER	3:27	2/0
1/23-UMD	3:01	0/0	1/23-UMD	6:11	3/0	1/23-UMD	3:06	5/0
1/24-UMD	:15	0/0	1/24-UMD	2:36	5/1	1/24-UMD	4:25	10/2
1/30-@Mich Tech	:54	1/1	1/30-@Mich Tech	6:00	5/0	1/30-@Mich Tech	—	0/0
1/31-@Mich Tech	:43	2/1	1/31-@Mich Tech	6:28	1/0	1/31-@Mich Tech	7:07	3/0
2/6-WISCONSIN	2:19	0/0	2/6-WISCONSIN	:10	0/0	2/6-WISCONSIN	2:00	0/0
2/7-WISCONSIN	4:00	7/0	2/7-WISCONSIN	6:00	4/0	2/7-WISCONSIN	1:35	1/0
TOTAL	84:51	58/6	TOTAL	99:21	64/7	TOTAL	58:06	48/8

Power Play Recap—Last Series

	Wisconsin	Minn
Total Time	16:04	21:30
Shots On Goal	12	20
Goals Scored	0	3
Score % On Shots	.000	.150

Power Play Recap—Season

	Opp	Minn
Total Time	242:18	261:24
Shots On Goal	170	258
Goals Scored	21	28
Score % On Shots	.124	.109

STATS BREAKDOWN

Penalty/Penalty Minute Breakdown (number in parenthesis indicates opponents goals as a result)

Penalty	1st Period	2nd Period	3rd Period	Overtime	Total
Boarding	--	1/2	--	--	1/2
Charging	--	2/4	1/2	--	3/6
Checking From Behind	1/5	2/10	1/5 (1)	--	4/20 (1)
Cross Checking	4/8	8/16 (1)	6/12 (1)	--	18/36 (2)
Delay of Game	--	--	--	--	0/0
Elbowing	2/4	1/2	2/4	--	5/10
Fighting	--	--	--	--	0/0
Game Misconduct	1/10	2/20	1/10	--	4/40
Gross Misconduct	--	--	--	--	0/0
High Sticking	1/2	6/12	4/8	--	11/22
Holding	11/22 (1)	10/20	5/10 (1)	--	25/50 (2)
Hooking	5/10 (1)	3/6 (1)	3/6 (2)	--	11/22 (4)
Instigating	--	--	--	--	0/0
Interference	11/22 (1)	4/8	2/4	--	17/34 (1)
Kneeing	--	--	--	--	0/0
Misconduct	1/10	--	3/30	--	4/40
Roughing	28/56 (1)	25/50 (2)	56/112	--	109/218 (3)
Slashing	12/24 (2)	10/20 (1)	8/16 (2)	--	30/60 (5)
Spearing	--	--	--	--	0/0
Tripping	8/16	6/12 (2)	--	--	14/28 (2)
Unsports. Conduct	1/2	--	1/2	--	2/4
Too Many Men	--	1/2	2/4 (1)	--	3/6 (1)
Hit After Whistle	1/2	--	--	--	1/2
Butt Ending	--	--	--	--	0/0
Game DQ	--	--	--	--	0/0
Holding the Stick	3/6	3/6	1/2	--	7/14
Bench	1/2	--	--	--	1/2
Other	--	--	2/4	--	2/4
TOTAL	91/201 (6)	84/190 (7)	98/231 (8)	--	273/622 (21)

Golden Gophers On The Airwaves

KSTP-AM 1500: K' TP is back as the Golden Gophers' official radio home for the 1997-98 season. Dan Terhaar calls the action with former Golden Gopher and North Stars head coach Glen Sonmor handling color commentary. KSTP's Robb Leer offers pregame, intermission and postgame interviews. KSTP-AM 1500 is slated to cover all Golden Gopher games during the 1997-98 season.

Midwest Sports Channel: MSC will broadcast 28 Golden Gopher hockey regular-season games in 1997-98, including the Dodge/Mariucci Classic in addition to the 1998 WCHA Final Five. Frank Mazzocco and Tom Reid will once again handle the broadcast duties. Ryan Lefebvre will anchor the pregame show and conduct the between period interviews. MSC's pregame lineup for Golden Gopher hockey will include the "Doug Woog Show" one hour before game time, and MSC Sports Connection, which will air one half-hour before faceoff.

WCHA Championships

Regular Season

1953, 1954, 1970, 1975, 1981, 1983
1988, 1989, 1992, 1997

Playoff

1983, 1993, 1994, 1996

NCAA Championships

1974, 1976, 1979

All-Time Record

Minnesota owns an all-time record of 1,300-728-104 (.634) in 76-plus seasons of hockey (2,132 games)

GOLDEN GOPHER HOCKEY

Weekly Release & Notes/February 16, 1998

Alaska-Anchorage (6-20-4, 5-16-3) at Minnesota (12-18-0, 8-14-0)

Friday, February 20 7:35 p.m. Mariucci Arena Minneapolis, Minn.
 Saturday, February 21 7:05 p.m. Mariucci Arena Minneapolis, Minn.

Series Information

Minnesota leads 17-7-2
 Last 10 games - MN 7-2-1
 First meeting - 12/21/86, MN 5-1
 Last meeting - 11/15/97, UAA 3-2
 In Minnesota - Minnesota leads 8-3-0
 In Anchorage - Minnesota leads 9-4-2
 Minnesota's longest win streak - 7
 Alaska-Anchorage's longest win streak - 3
 '90s - MN 15-7-2
 '80s - MN 2-0-0

Radio: KSTP-AM (1500) - both games
 Television: Midwest Sports Channel (MSC)
 - Saturday night only

Golden Gophers Last Weekend: Minnesota was swept in a weekend series against league-leading North Dakota (4-2, 5-3) in Grand Forks, N.D.

Seawolves Last Weekend: Alaska-Anchorage salvaged one point, a 0-0 tie Saturday night after a 3-1 loss Friday evening, from a weekend series in Duluth against the UMD Bulldogs.

Earlier This Season at Alaska-Anchorage: The Seawolves pulled out a pair of one-goal victories (3-2, 3-2) in a mid-November series at Sullivan Arena • the Seawolves scored in the first half of the first period in both games (3:16, 7:28) • UAA answered Minnesota goals on two occasions with goals of their own within three minutes • despite being on the short end of both scores, Minnesota out-shot UAA 62-41 on the weekend • the last time Minnesota was .500 on the season was entering the series at Anchorage (4-4-0)

Last Season At Home vs. Alaska-Anchorage: The Golden Gophers swept the Seawolves in a first-round WCHA playoff series at Mariucci Arena last season (8-2, 5-1) • Minnesota was 2-for-2 on the power play against UAA in both playoff games • for the 1996-97 season, Minnesota was 9-for-11 (.818) with the man advantage against Alaska-Anchorage • the Golden Gophers had season lows for penalties (3) and penalty minutes (6) against UAA on March 7 • Minnesota outscored UAA 8-2 in the third period of the two games

Series Notes: Minnesota and Alaska-Anchorage have met in the first round of the WCHA playoffs in each of the last two seasons • the last 10 Golden Gopher wins in the series have been by two or more goals • the last three UAA wins in the series have been by one goal • UAA prevented Minnesota from winning the 1993-94 WCHA regular-season championship by sweeping the

Golden Gophers (3-2, 7-4) at Mariucci Arena on Feb. 18-19, 1994. The games marked the first sweep in series history by the Seawolves, with November's sweep in Anchorage counting as the second series sweep for the Seawolves against the Golden Gophers • this weekend's series is the first time since Oct. 27-28, 1995 that UAA has visited Minnesota during the regular season

Team Comparisons (1997-98 season)

Alaska-Anchorage		Minnesota
9/116 (.078)	PP	30/177 (.169)
6/95 (.063)	WCHA PP	18/122 (.148)
77/89 (.865)	PK	131/154 (.851)
85/74 (.878)	WCHA PK	100/114 (.877)
1-8-1	Last 10	5-5-0
0-9-1	vs. current PWR Top 12	4-8-0

Career Scoring vs. Alaska-Anchorage

Player (games)	G-A-Pts
Reggie Berg (12)	12-8-20
Ryan Kraft (14)	6-7-13
Wyatt Smith (12)	3-4-7
Mike Anderson (12)	3-3-6
Dave Spehar (6)	4-1-5
Casey Hankinson (14)	2-3-5
Ben Clymer (2)	1-2-3
Bill Kohn (6)	1-2-3
Mike Lyons (6)	0-3-3
Jason Godbout (14)	0-2-2
Nate Miller (6)	0-2-2
Rico Pagel (6)	1-0-1
Brett Abrahamson (6)	0-1-1
Dylan Mills (2)	0-1-1
Aaron Miskovich (2)	0-1-1
Ryan Trebil (2)	0-1-1

Career Scoring Notes: Berg scored five points (3g, 2a) in the WCHA first round playoff sweep last season • Kraft has two career hat tricks against the Seawolves (10/28/95 & 1/4/97) • Berg has six career multiple-point games vs. UAA and scored a goal in both games against the Seawolves in Anchorage earlier this year

Steve DeBus Game-By-Game vs. Alaska-Anchorage

Date	W/L	Min	G	A	GAA	SV	SV%
11/15/97	L	15:29	1	3.88	2	.667	
11/14/97	L	57:33	3	3.13	17	.850	
*3/8/97	W	60:00	1	1.00	13	.929	
*3/7/97	W	60:00	2	2.00	24	.923	
1/4/97	W	60:00	2	2.00	19	.905	
1/3/97	W	60:00	1	1.00	19	.950	
10/28/95	W	60:00	1	1.00	30	.968	
Total	5-2-0	373:02	11	1.77	124	.919	

Games in italics are at Mariucci Arena

*Denotes WCHA playoff series games

In Anchorage

4 games 2-2-0 193:02 7 2.17 57 .891

In Minneapolis

3 games 3-0-0 180:00 4 1.33 67 .944

University of Minnesota Men's Athletics
 Media Relations Office
 Phone: 612.625.4090 • Fax: 612.625.0359
<http://www.gophersports.com>
 Hockey Contact: Brad Ruitter

SCHEDULE/RESULTS

Oct. 10	&vs. Michigan (exhibition)	L 2-3
Oct. 17	MAINE	L 1-6
Oct. 18	MAINE	W 3-2
Oct. 24	@Minn-Duluth	L 3-5
Oct. 25	@Minn-Duluth	W 5-1
Oct. 31	NORTH DAKOTA	W 6-5
Nov. 1	NORTH DAKOTA	L 2-3
Nov. 7	@Wisconsin	W 4-2
Nov. 8	@Wisconsin	L 2-3
Nov. 14	@Alaska-Anchorage	L 2-3
Nov. 15	@Alaska-Anchorage	L 2-3
Nov. 21	COLORADO COLLEGE	L 1-5
Nov. 22	COLORADO COLLEGE	L 3-4 (ot)
Nov. 28	#@Michigan	L 3-4
Nov. 30	#@Michigan State	L 2-3
Dec. 19	ST. CLOUD STATE	L 1-3
Dec. 20	@St. Cloud State	L 1-4
Dec. 27	^BROWN	W 6-3
Dec. 28	^NORTHEASTERN	L 2-4
Dec. 30	*HV-71 (exhibition)	L 2-10
Jan. 2	MANKATO STATE	W 6-2
Jan. 3	MANKATO STATE	W 4-3
Jan. 16	DENVER	L 2-5
Jan. 17	DENVER	W 5-2
Jan. 23	MINN-DULUTH	W 7-1
Jan. 24	MINN-DULUTH	W 6-5
Jan. 30	@Michigan Tech	L 3-5
Jan. 31	@Michigan Tech	L 3-5
Feb. 6	WISCONSIN	W 4-1
Feb. 7	&WISCONSIN	W 7-0
Feb. 14	@North Dakota	L 2-4
Feb. 15	@North Dakota	L 3-5
Feb. 20	ALASKA-ANCHORAGE	7:30 p.m.
Feb. 21	ALASKA-ANCHORAGE	7 p.m.
Feb. 27	@Colorado College	8:30 p.m.
Feb. 28	@Colorado College	8 p.m.
Mar. 6	@St. Cloud State	7 p.m.
Mar. 7	ST. CLOUD STATE	7 p.m.
Mar. 13-15	WCHA PLAYOFFS	TBA
Mar. 19-21	WCHA Final Five Milwaukee, Wis.	
Mar. 27-29	NCAA Regional AnnArbor/Albany	
Apr. 2-4	NCAA Championships Boston	
^-Mariucci Classic (at Mariucci Arena)		
&-Target Center #-College Hockey Showcase		



CHECKS & POINTS

Team Notes

Despite being six games under .500 overall (12-19-0) and in the WCHA (8-14-0), Minnesota has scored the same amount of goals as its opponents in all games (101-101) and league contests (74-74)

Minnesota has scored at least one power-play goal in 12 of the last 14 games (21 total in those 13 games) after netting just nine total PPG's in the season's first 16 games

Of Minnesota's 18 losses this season, 10 have been by either one or two goals including empty-net tallies - seven of Minnesota's 11 road losses this season have also been in that category

The University of Minnesota leads the NCAA in attendance this season with a total of 171,712 for 17 home regular-season dates (10,101 average). The Golden Gophers play their final home regular-season series this weekend against UAA. The regular-season weekend finale is a home-and-home series against St. Cloud State

The Golden Gophers are 7-1-0 in their last eight home games, but have not won on the road since a 4-2 win at Wisconsin on Nov. 7 (current 10-game road losing streak)

Minnesota has scored 66 goals in 17 home games, an average of 3.9 goals per game - on the road, the Golden Gophers have scored 35 goals in 13 games, an average of 2.7 per game

The University of Alaska-Anchorage is staying in the Twin Cities this week after playing at Minnesota-Duluth last weekend. The Seawolves have not scored more than one goal in a game since a 5-2 loss to Mankato State on Jan. 23 (six total goals in those seven games)

Minnesota is undefeated (11-0-0) when scoring four or more goals, but has won just one time (1-18-0) when scoring three or fewer goals

Sunday's loss at North Dakota marked the first time in Minnesota's last 13 games the team that reaches three goals first has not won the game - on the season, the team that has reached three on the scoreboard first has won 27 of 30 games

The Golden Gophers have not won a game this season when trailing after either the first (0-11-0) or second periods (0-11-0)

Minnesota has not won a game this season when trailing after either one period (0-11-0) or two periods (0-11-0)

Individual Notes

#4 Dylan Mills

Fr., 5-11, 220, Duluth, Minn.

√ Has just one point in his last 10 games

#5 Ryan Trebil

So., 6-1, 206, Bloomington, Minn.

√ Leads the team in penalties (30) and is tied for the team lead in penalty minutes (71)

√ Leads the team in plus/minus (+3)

#7 Ryan Kraft

Sr., 5-9, 190, Moorhead, Minn.

√ Scored a point in 11 of his last 12 games (5-14-19), and has scored in all eight games since his return to the lineup (4-10-14)

√ Stands tied for 21st place on the school's all-time scoring list with 155 points (57 goals, 98 assists), two behind Mike Crowley (37-120-157)

√ Owns the team's longest current point-scoring streak (eight games)

√ Leads the team in scoring on the road with 2-11-13 in 12 games played

√ Leads the team in assists (20), and is fourth in overall scoring (6-20-26)

#9 Casey Hankinson

Sr., 6-1, 202, Edina, Minn.

√ Scored first road goal of the season in Saturday's 4-2 loss in North Dakota

√ Has 7-7-14 in home games and 1-3-4 in road contests this season

#10 Mike Anderson

Jr., 6-1, 200, Bloomington, Minn.

√ Will miss the next two to three weeks (see injury update - next page)

#11 Dave Spehar

So., 5-7, 185, Duluth, Minn.

√ Third on the team in scoring (13-15-28) and tied for second on the team in goals (13)

√ Scored a point in 11 of his last 14 games (9-9-18 in those games)

√ Leads the team with seven power-play goals

√ Connected for 10 of his 13 goals this season at home and has 10 of 13 markers in Minnesota wins

√ Has totals of 3-2-5 in 13 road games and 10-12-22 in 17 home contests - the home scoring totals lead the team in that category

√ Is a +4 in 22 WCHA games and -4 in eight nonconference games

#13 Nate Miller

So., 6-2, 199, Anoka, Minn.

√ Lit the lamp for five of his six goals this season on the road

√ Scored three goals in the last five games

#15 Stuart Senden

Fr., 6-0, 188, Alexandria, Minn.

√ Leads the team by scoring on 15.4 percent of his shots on goal

√ Scored all four of his goals this season at home

√ Registered five of his six points this season in the last nine games

#17 Wyatt Smith

Jr., 5-11, 197, Warroad, Minn.

√ Leads the team in scoring (16-17-33)

√ Leads the team with nine multiple-point games this season

√ Totals of 28-28-56 in his last 49 games

√ Has 16 career multiple-point games

√ Balanced totals of eight home goals and eight road goals this season

√ Scored 23 points (nine goals, 14 assists) and is a +10 in 12 wins - has 10 points (seven goals, three assists) and is a -11 in 18 losses

#19 Reggie Berg

Jr., 5-11, 182, Anoka, Minn.

√ Has 101 career points (48-53-101) after a first-period goal in Sunday's 5-3 loss

√ Second on the team in scoring (14-16-30)

√ Leads the team in scoring (12-15-27) in conference games

√ Second on the team in road scoring (5-7-11)

√ Pacing Minnesota this season with 127 shots on goal through 30 games

√ Minnesota is 23-1-0 in his career when he scores more than one point in a game

√ Scored a point in 13 of his last 15 games

√ Totals of 8-9-17 and +4 in the last 12 games - also has five multiple-point games in those 12 contests

√ Has 6-8-14 and +6 in his last nine games

√ Second on the team with 9-11-20 in 12 games at home this season

#24 Bill Kohn

So., 6-0, 192, Roseville, Minn.

√ Is +5 in his last seven games

√ Scored in both games last weekend at North Dakota (assist on Friday; goal on Saturday)

#29 Rico Pagel

So., 5-11, 190, Minnetonka, Minn.

√ Totals of 2-9-11 in 12 games since Jan. 1 in contrast to 1-1-2 in 18 games before Jan. 1

√ Scored 10 of his 13 points at home and 10 of his 13 points in Minnesota's win

#33 Erik Westrum

Fr., 5-11, 186, Apple Valley, Minn.

√ Scored in his last three, five of his last six, and seven of his last nine games (2-7-9 and +4 in those nine games)

#34 Steve DeBus

Sr., 5-9, 177, Rochester, Minn.

√ Allowed just two goals and stopped 85 of 87 shots in his last 180 minutes (three games) at home

√ Has a 1.70 goals-against average and .942 saves percentage in his nine wins and 3.91 goals-against average with .867 saves percentage in his 16 losses this season

√ Was brilliant in last weekend's series at North Dakota, stopping 72 of 79 shots (.911) on the weekend

1997-98 WCHA STANDINGS/THIS WEEK'S SCHEDULE

Team (Overall Record)	GP	W	L	T	Pts	GF	GA	GDiff
1. North Dakota (23-4-1)	22	16	4	1	35	98	54	+44
2. Wisconsin (20-9-1)	22	15	6	1	31	79	60	+19
St. Cloud State (18-8-2)	22	15	6	1	31	81	60	+21
4. Minnesota-Duluth (16-14-2)	24	11	11	2	24	73	78	-5
5. Colorado College (15-11-3)	22	10	10	2	22	74	78	-4
6. Michigan Tech (13-16-2)	24	8	15	1	17	70	97	-27
7. Minnesota (12-18-0)	22	8	14	0	16	74	74	even
8. Denver (10-19-1)	22	7	14	1	15	71	89	-18
9. Alaska-Anchorage (6-20-4)	24	5	16	3	13	37	67	-30

Friday, February 20

Alaska-Anchorage @ Minnesota
Colorado College @ St. Cloud State
Wisconsin @ Michigan Tech
Minnesota-Duluth is idle

Saturday, February 21

Alaska-Anchorage @ Minnesota
Colorado College @ St. Cloud State
Wisconsin @ Michigan Tech
North Dakota @ Denver
Minnesota-Duluth is idle

Sunday, February 22

North Dakota @ Denver

Drive For Five

With four weeks remaining in the regular season, the race is on not only for the conference title but for the final few home ice positions in the first round of the WCHA playoffs. With North Dakota, Wisconsin, and St. Cloud State (see above) in secure positions, here is a breakdown of the schedules for the teams remaining in the hunt for the fourth and fifth spots (current points in parenthesis):

- 4. Minn-Duluth** (24, four games remaining): idle this weekend, vs. UND 2/27-28, @ DU 3/8-9
- 5. Colorado College** (22, six games remaining): vs. MN 2/27-28, vs. MTU 3/6-7
- 6. Michigan Tech** (17, four games remaining): vs. WIS 2/20-21, idle 2/27-28, @ CC 3/6-7
- 7. Minnesota** (16, six games remaining): vs. UAA 2/20-21, @ CC 2/27-28, @SCSU 3/6, vs. SCSU 3/7

Woog's Window

Minnesota Head Coach Doug Woog has produced unparalleled numbers as the man behind the Golden Gopher bench over the last 12 seasons. Entering Friday's game, Woog has a career record of 369-164-31 (.682) overall and a WCHA mark of 266-114-29 (.686). Minnesota has appeared in the NCAA Tournament in each of Woog's 12 seasons and has finished first or second in the WCHA in 11 of his 12 campaigns. Among Woog's regular media appearances are: WCCO-AM (830) with Moose Miller, Mondays and Fridays at 5:35 p.m. KSTP-AM (1500) with Pat Reusse and Joe Soucheray, Saturday mornings at 11 a.m., Mondays at a to be determined time, and the postgame show. KARE-TV (Ch. 11) Gopher Sports Extra on selected Saturdays during the 1997-98 season.

Injury Report: Sophomore D *Ben Clymer* (Bloomington, Minn.) is continues rehabilitation. Junior F *Mike Anderson* (Bloomington, Minn.) will miss the next three to four weeks with a knee injury. Anderson began rehab drills last week. Freshman D *Dylan Mills* (Duluth, Minn.) is questionable for this weekend's series (groin). Sophomore F *Cory Miller* (Bloomington, Minn.) returned to the lineup last weekend against North Dakota after missing nine games. The Golden Gophers have missed 89 total games to injury, illness, or the U.S. Junior National Team this season, and only 11 players have seen action in all 30 games.

Depressing Similarities: All of the following notes last occurred to the Golden Gophers during the 1976-77 season (16-21-3, coached by Herb Brooks), and currently all are in danger of happening to the 1997-98 squad: (1) Minnesota has not won more than three games in a row at any point of the season, (2) opening the WCHA playoffs on the road, (3) finished the season under .500

WCHA Facts Of Note: Reggie Berg is second in the league in scoring (conference games only) with 12-15--27 • the Golden Gophers own a 747-647 advantage in shots on goal (almost five per game) in WCHA games • Minnesota has outscored its opponents 28-19 in the first period of conference games, but has been outnumbered 35-25 in the third period of league games • the 28-19 differential (+9) in the opening frame of WCHA games is the largest in the league • Wyatt Smith is seventh in the league in scoring (all games) with 16-17--33 • the Golden Gophers are fourth in the WCHA in penalty kill (100-for-114, 87.7 percent), and lead the league in home penalty kill (46-for-52, 88.5 percent) • Minnesota ranks sixth in the league power play statistics (18-for-122, 14.8 percent) • Minnesota is one of only two teams in the league, along with this weekend's opponent Alaska-Anchorage, who has not had a game disqualification penalty yet this season • Minnesota is eighth in overall team offense (3.37) and team defense (3.37)

##For More Notes, See "Did You Know" on the next page of notes##

The Last Time

Minnesota Swept A Road Series:

January 24-25, 1997 @ Michigan Tech (5-2, 8-4)

Minnesota Was Swept In A Road Series:

February 14-15, 1998 @ North Dakota (4-2, 5-3)

Minnesota Swept A Home Series: February

6-7, 1998 vs. Wisconsin (4-1, 7-0)

Minnesota Was Swept In A Home Series:

November 21-22, 1997 vs. Colorado College (5-1, 4-3 ot)

Minnesota Shut Out An Opponent: February

7, 1998 vs. Wisconsin @ Target Center (Steve DeBus, 7-0)

An Opponent Shut Out Minnesota: March 4,

1995 @ St. Cloud State (Brian Leitza, 3-0)

Minnesota Player Scored A Hat Trick:

February 7, 1998 (Wyatt Smith, 7-0 Minnesota win)

Minnesota Player Scored A Natural Hat Trick:

December 30, 1994 @ Mariucci Arena vs. Yale (Ryan Kraft, 6-2 Minnesota win)

An Opponent Scored A Hat Trick: February 1,

1997 @ North Dakota (Jason Blake, 6-2 Minnesota loss)

Minnesota Player Scored Four Goals In A

Game: November 9, 1996 vs. North Dakota (Casey Hankinson, 10-6 Minnesota win)

Minnesota Had 50 or More Shots On Goal In

A Game: March 14, 1997 vs. St. Cloud State at WCHA Final Five (52 shots, 5-4 Minnesota overtime win)

Opponent Had 50 or More Shots On Goal In A

Game: January 31, 1997 @ North Dakota (51 shots, 6-4 Minnesota loss)

Minnesota Player Scored A Shorthanded

Goal: January 3, 1998 vs. Mankato State (Wyatt Smith, 4-3 Minnesota win)

Minnesota Won In Overtime: March 14, 1997

vs. St. Cloud State at WCHA Final Five (5-4)

Minnesota Lost In Overtime: November 22,

1997 vs. Colorado College (4-3)

Minnesota Tied In Overtime: February 21,

1997 @ Colorado College (3-3)

Minnesota Scored 10 Goals Or More In A

Game: November 9, 1996 vs. North Dakota (10-6 Minnesota win)

Opponent Scored 10 Goals Or More In A

Game: January 30, 1993 @ Michigan Tech (10-2 Minnesota loss)

TEAM SEASON HIGHS/LOWS

MOST GOALS/GAME	(7) 1/23 vs. Minnesota-Duluth; 2/7 vs. Wisconsin
LEAST GOALS/GAME	(1) 10/17 vs. Maine; 11/21 vs. Colorado College; 12/19 & 12/20 vs. St. Cloud St.
MOST ASSISTS/GAME	(14) 1/23 vs. Minnesota-Duluth
LEAST ASSISTS/GAME	(0) 11/21 vs. Colorado College
MOST GOALS AGAINST/GAME	(6) 10/17 vs. Maine
LEAST GOALS AGAINST/GAME	(0) 2/7 vs. Wisconsin
MOST ASSISTS AGAINST/GAME	(10) 10/17 vs. Maine; 10/31 vs. North Dakota
LEAST ASSISTS AGAINST/GAME	(0) 2/7 vs. Wisconsin
MOST GOALS/PERIOD	(3) nine times, most recent-1st period, 2/15 @ North Dakota
MOST GOALS AGAINST/PERIOD	(5) 3rd period, 2/15 @ North Dakota
MOST SHOTS ON GOAL/GAME	(47) 12/27 vs. Brown
LEAST SHOTS ON GOAL/GAME	(18) 2/14 @ North Dakota; 2/15 @ North Dakota
MOST SHOTS AGAINST/GAME	(44) 10/24 @ UMD
LEAST SHOTS AGAINST/GAME	(9) 12/19 vs. St. Cloud State
MOST SHOTS ON GOAL/PERIOD	(20) 1st, 12/27 vs. Brown
MOST SHOTS AGAINST/PERIOD	(19) 3rd, 1/24 vs. Minnesota-Duluth
MOST PENALTIES/GAME	(16) 1/2 vs. Mankato State; 2/6 vs. Wisconsin
LEAST PENALTIES/GAME	(3) 1/16 vs. Denver
MOST PIM/GAME	(47) 1/31 @ Michigan Tech
LEAST PIM/GAME	(6) 1/16 vs. Denver
MOST OPP. PENALTIES/GAME	(21) 12/28 vs. Northeastern
LEAST OPP. PENALTIES/GAME	(4) 10/31 vs. North Dakota
MOST OPP. PIM/GAME	(43) 2/6 vs. Wisconsin
LEAST OPP. PIM/GAME	(8) 10/31 vs. North Dakota

DID YOU KNOW...

Stuart Senden celebrates his 19th birthday on Friday this week • Minnesota is 11-7-0 when scoring first, but is 1-11-0 when its opponents score the first goal of the game. The Golden Gophers are 58-15-2 (.787) in their last 75 games when scoring first • Minnesota has lost eight straight conference road games (school record) and 10 straight road games overall • Minnesota has not been shut out in its last 123 games (last time, March 4, 1995 at St. Cloud State, 3-0), and in that same time span has shut out its opponent on 11 occasions • Minnesota has outscored its opponents 21-4 in the first period of wins this season • Minnesota has not won on the road (0-7-0) when its opponents score first • Minnesota has just one tie in its last 97 games, a 3-3 deadlock on Feb. 21, 1997 at Colorado College. The last time Minnesota finished 65 minutes tied at Mariucci Arena was Feb. 25, 1995 (5-5) against North Dakota • Minnesota has a 15-4-1 (.775) record on Feb. 20 in school history, with a 12-6-2 (.650) mark on Feb. 21 • Minnesota owns a record of 4-7 in one-goal games. Before this season, the program was 58-28 (.674) in its previous 86 one-goal games. The Golden Gophers have won their last two one-goal games • Minnesota lost for just the eighth time in the last four seasons (74-8-2, .893) when leading after two periods on Sunday by surrendering a 3-0 third-period lead to North Dakota • Minnesota was outshot 85-36 last weekend in North Dakota (142-68 in attempted shots) • Minnesota's 11 road losses are one shy of the school record (12) in that category • the Golden Gophers were outshot in a WCHA series for the first time since the North Dakota series at Mariucci Arena in Grand Forks last weekend (65-61) • Steve DeBus needs one win for his 50th career victory. Only seven netminders in school history have 50 or more wins.

1997-98 WCHA WEEKLY HONORS

(date indicates when the award was announced)

OFFENSIVE PLAYER OF THE WEEK

November 10 Reggie Berg (@ Wisconsin)

DEFENSIVE PLAYER OF THE WEEK

October 27 Steve DeBus (@ UMD)

January 26 Brett Abrahamson (vs. UMD)

February 9 Steve DeBus (vs. Wisconsin)

ROOKIE OF THE WEEK

November 3 Aaron Miskovich (vs. UND)

MULTIPLE-POINT GAMES

Player(games)	Last Time	Record
Smith (9)	2/7 vs. WIS (3g, 1a)	7-2-0
Berg (8)	2/7 vs. WIS (2a)	7-1-0
Kraft (7)	2/7 vs. WIS (2g, 2a)	4-3-0
Anderson (6)	1/31 @ MTU (2g)	2-4-0
Hankinson (5)	1/24 vs. UMD (2a)	4-1-0
Spehar (5)	2/7 vs. WIS (3a)	5-0-0
Mills (3)	1/3 vs. Mankato St. (2a)	3-0-0
Kohn (2)	1/24 vs. UMD (2a)	2-0-0
Miskovich (2)	11/28 vs. Michigan (1g, 2a)	1-1-0
Pagel (2)	1/31 @ MTU (2a)	1-1-0
Abrahamson (1)	1/24 vs. UMD (2g)	1-0-0
Senden (1)	2/7 vs. WIS (2g)	1-0-0
Trebil (1)	1/17 vs. Denver (2a)	1-0-0
Westrum (1)	10/31 vs. UND (2g)	1-0-0

Minnesota Travels To Colorado College Next Weekend: The Golden Gophers will return to the road to face Colorado College next weekend. Friday's game, which faces off at 7:35 p.m. (Central), will mark Minnesota's first-ever appearance in the Tigers' new World Arena. Saturday's rematch begins at 7:05 p.m. (Central). Both games will be broadcast on KSTP-AM (1500) and telecast on MSC.

Minnesota's Record When In 1997-98

Overall Record	12-18-0
WCHA Record	8-14-0
Home Record	10-7-0
Road Record	2-11-0
Neutral Site Record	0-0-0
Last 20 Games	8-12-0
Last 10 Games	5-5-0
Last 5 Games	2-3-0
Power Play	30 of 177 (.169)
Penalty Kill	131 of 154 (.851)
Scoring A Power-Play Goal	10-9-0
Not Scoring A Power-Play Goal	2-9-0
Allowing A Power-Play Goal	5-12-0
Not Allowing A Power-Play Goal	7-6-0
Scoring A Short-Handed Goal	2-0-0
Allowing A Short-Handed Goal	0-5-0
Penalties/Avg. Per Game	294/9.8
Penalty Minutes/Avg. Per Game	664/22.1
10 Or More Penalties	8-11-0
Fewer Than 10 Penalties	4-7-0
More Penalties Than Opponent	3-4-0
Fewer Penalties Than Opponent	6-9-0
Same Amount Of Penalties	3-5-0
In One-Goal Games	4-7-0
In Two-Goal Games	1-7-0
In Three-Goal or More Games	7-4-0
In Overtime Games	0-1-0
Scoring 4 or More Goals	11-0-0
Scoring 3 or Fewer Goals	1-18-0
Scoring 3 or More Goals	12-6-0
Scoring 2 or Fewer Goals	0-12-0
Allowing 4 or More Goals	2-12-0
Allowing 3 or Fewer Goals	10-6-0
Scoring First Goal Of Game	11-7-0
Opponents Score First	1-11-0
Leading After One Period	10-3-0
Trailing After One Period	0-11-0
Tied After One Period	2-4-0
Scoring First Goal Of Second Period	5-7-0
Leading After Two Periods	10-3-0
Trailing After Two Periods	0-11-0
Tied After Two Periods	2-4-0
Scoring First Goal Of Third Period	9-4-0
Having 10-19 Shots On Goal	0-2-0
Having 20-29 Shots On Goal	2-2-0
Having 30-39 Shots On Goal	7-9-0
Having 40 or More Shots On Goal	3-5-0
Allowing Fewer Than 10 Shots On Goal	0-1-0
Allowing 10-19 Shots On Goal	0-1-0
Allowing 20-29 Shots On Goal	7-9-0
Allowing 30-39 Shots On Goal	5-5-0
Allowing 40 or More Shots On Goal	0-2-0
Outshooting Opponent	10-10-0
Opponent Outshoots Minnesota	2-8-0
Shots Are Even	0-0-0
October	3-2-0
November	1-8-0
December	1-3-0
January	5-3-0
February	2-2-0
March	0-0-0
First Game Of A Series	6-9-0
Second Game Of A Series	6-9-0
Series Record	3-6-6
Games Following A Win	5-7-0
Games Following A Loss	7-11-0
Games Following A Tie	0-0-0

University of Minnesota
1997-98 Men's Ice Hockey Statistics
Record: 12-18/ 8-14 WCHA

Date	Opponent	Score	Record	Site	Attend	Goaltender of Record	
10/17	Maine	1- 6 L	0- 1	H Mariucci Arena	9866	Steve DeBus	0- 1
10/18	Maine	W 3- 2	1- 1	H Mariucci Arena	9749	Steve DeBus	1- 1
10/24	*Minnesota-Duluth	3- 5 L	1- 2	A Duluth, Minn.	5590	Steve DeBus	1- 2
10/25	*Minnesota-Duluth	W 5- 1	2- 2	A Duluth, Minn.	5420	Steve DeBus	2- 2
10/31	*North Dakota	W 6- 5	3- 2	H Mariucci Arena	9847	Steve DeBus	3- 2
11/ 1	*North Dakota	2- 3 L	3- 3	H Mariucci Arena	9859	Steve DeBus	3- 3
11/ 7	*Wisconsin	W 4- 2	4- 3	A Madison, Wis.	8323	Steve DeBus	4- 3
11/ 8	*Wisconsin	2- 3 L	4- 4	A Madison, Wis.	8340	Steve DeBus	4- 4
11/14	*Alaska-Anchorage	2- 3 L	4- 5	A Anchorage, Alaska	4733	Steve DeBus	4- 5
11/15	*Alaska-Anchorage	2- 3 L	4- 6	A Anchorage, Alaska	5375	Steve DeBus	4- 6
11/21	*Colorado College	1- 5 L	4- 7	H Mariucci Arena	9837	Steve DeBus	4- 7
11/22	*Colorado College	3- 4 L OT	4- 8	H Mariucci Arena	9821	Steve DeBus	4- 8
11/28	Michigan	3- 4 L	4- 9	A Ann Arbor, Mich.	6498	Steve DeBus	4- 9
11/30	Michigan State	2- 3 L	4-10	A East Lansing, Mich.	6264	Steve DeBus	4- 10
12/19	*St. Cloud State	1- 3 L	4-11	H Mariucci Arena	9809	Steve DeBus	4- 11
12/20	*St. Cloud State	1- 4 L	4-12	A St. Cloud, Minn.	7051	Erik Day	0- 1
12/27	Brown	W 6- 3	5-12	H Mariucci Arena	9807	Steve DeBus	5- 11
12/28	Northeastern	2- 4 L	5-13	H Mariucci Arena	9767	Steve DeBus	5- 12
1/ 2	Mankato State	W 6- 2	6-13	H Mariucci Arena	9831	Steve DeBus	6- 12
1/ 3	Mankato State	W 4- 3	7-13	H Mariucci Arena	9852	Erik Day	1- 1
1/16	*Denver	2- 5 L	7-14	H Mariucci Arena	9732	Steve DeBus	6- 13
1/17	*Denver	W 5- 2	8-14	H Mariucci Arena	9731	Erik Day	2- 1
1/23	*Minnesota-Duluth	W 7- 1	9-14	H Mariucci Arena	9702	Steve DeBus	7- 13
1/24	*Minnesota-Duluth	W 6- 5	10-14	H Mariucci Arena	9869	Erik Day	3- 1
1/30	*Michigan Tech	3- 5 L	10-15	A Houghton, Mich.	3702	Steve DeBus	7- 14
1/31	*Michigan Tech	3- 5 L	10-16	A Houghton, Mich.	3782	Erik Day	3- 2
2/ 6	*Wisconsin	W 4- 1	11-16	H Mariucci Arena	9852	Steve DeBus	8- 14
2/ 7	*Wisconsin	W 7- 0	12-16	H Target Center	14781	Steve DeBus	9- 14
2/14	*North Dakota	2- 4 L	12-17	A Grand Forks, N.D.	6067	Steve DeBus	9- 15
2/15	*North Dakota	3- 5 L	12-18	A Grand Forks, N.D.	6067	Steve DeBus	9- 16

*-WCHA Game

Record	W	L	Pct	Attendance #	Total	Avg
All Games	12	18	.400	Home	17 171712	10101
WCHA	8	14	.364	Away	13 77212	5939
Home	10	7	.588	Neutral	0 0	0
Away	2	11	.154	Total	30 248924	8297
Neutral	0	0	.000			
Ahead After 1 Period	10	3	.769			
Behind After 1 Period	0	11	.000			
Tied After 1 Period	2	4	.333			
Ahead After 2 Periods	10	3	.769			
Behind After 2 Periods	0	11	.000			
Tied After 2 Periods	2	4	.333			
Score First	11	7	.611			
Do Not Score First	1	11	.083			
Overtime Games	0	1	.000			

University of Minnesota
1997-98 Men's Ice Hockey Statistics
WCHA Games Only

Golden Gophers	GP/ GS	G	A	Pts	+/-	Sht	Sht %	Pen/	Min	PP	SH	EN	GW	GT	HT
Reggie Berg	22/ 10	12	15	27	1	100	12.0	12/	24	5	0	1	1	0	0
Wyatt Smith	22/ 15	10	10	20	-2	71	14.1	20/	40	0	0	0	1	0	1
Dave Spehar	22/ 10	8	12	20	4	63	12.7	10/	20	3	0	0	1	0	0
Ryan Kraft	19/ 9	5	15	20	-4	73	6.8	5/	10	2	0	0	3	0	0
Mike Anderson	19/ 9	10	8	18	-1	68	14.7	10/	28	3	0	2	0	0	0
Bill Kohn	21/ 20	2	9	11	1	36	5.6	22/	63	1	0	0	0	0	0
Erik Westrum	22/ 0	4	6	10	-1	37	10.8	15/	30	1	0	1	1	0	0
Casey Hankinson	19/ 8	3	7	10	-10	58	5.2	19/	49	1	0	0	0	0	0
Rico Pagel	22/ 2	1	9	10	1	30	3.3	4/	8	0	0	0	0	0	0
Nate Miller	22/ 1	6	2	8	-7	38	15.8	15/	30	1	0	0	0	0	0
Aaron Miskovich	19/ 1	3	5	8	-6	50	6.0	5/	10	0	1	0	0	0	0
Brett Abrahamson	22/ 18	3	4	7	-2	21	14.3	9/	34	0	0	0	1	0	0
Stuart Senden	22/ 1	4	2	6	-2	19	21.1	3/	6	0	0	0	0	0	0
Mike Lyons	22/ 2	0	6	6	-8	30	0.0	20/	40	0	0	0	0	0	0
Ryan Trebil	22/ 0	1	3	4	5	11	9.1	23/	57	0	0	0	0	0	0
Dylan Mills	22/ 4	1	3	4	-9	17	5.9	10/	20	0	0	0	0	0	0
Matt Leimbek	18/ 0	0	2	2	-3	10	0.0	4/	8	0	0	0	0	0	0
Jason Godbout	13/ 0	1	0	1	-3	12	8.3	5/	10	1	0	0	0	0	0
Cory Miller	7/ 0	0	0	0	-1	3	0.0	2/	4	0	0	0	0	0	0
Steve DeBus	18/ 17	0	0	0	0	1	0.0	0/	0	0	0	0	0	0	0
Erik Day	6/ 5	0	0	0	0	0	0.0	1/	2	0	0	0	0	0	0
Willy Marvin	2/ 0	0	0	0	0	0	0.0	0/	0	0	0	0	0	0	0
Golden Gophers	22/ 22	74	118	192		748	9.9	217/	499	18	1	4	8	0	1
Opponents	22/ 22	74	104	178		645	11.5	222/	471	14	2	6	14	0	0

Bench Penalties: Golden Gophers 3 (6 Minutes); Opponents 2 (4 Minutes)
Power Play: Golden Gophers 18/122 (14.8%); Opponents 14/114 (12.3%);

Goaltending Statistics

Golden Gophers	GP/ GS	Min	GAA	W	L	T	ENG	Sho	GA	Sv	Sv %
Willy Marvin	2/ 0	9:03	0.00	0	0	0	1	0	0	3	1.000
Steve DeBus	18/ 17	1013:21	3.02	6	12	0	4	1	51	465	.901
Erik Day	6/ 5	284:38	3.58	2	2	0	1	0	17	105	.861
Golden Gophers	22/ 22	1307:02	3.12	8	14	0	6	1	68	573	.894
Opponents	22/ 22	1317:02	3.19	14	8	0	4	0	70	674	.906

Statistics by Period

Goals	1	2	3	OT	Tot	Penalties	1	2	3	OT	Tot
Golden Gophers	28	21	25	0	74	Golden Gophers	76	70	71	0	217
Opponents	19	19	35	1	74	Opponents	81	70	71	0	222
Shots	1	2	3	OT	Tot	Penalty Minutes	1	2	3	OT	Tot
Golden Gophers	245	246	254	2	747	Golden Gophers	171	162	166	0	499
Opponents	209	223	213	2	647	Opponents	170	140	161	0	471

University of Minnesota
1997-98 Men's Ice Hockey Statistics
Record: 12-18/ 8-14 WCHA

Golden Gophers	GP/ GS	G	A	Pts	+/-	Sht	Sht %	Pen/	Min	PP	SH	EN	GW	GT	HT
Wyatt Smith	30/ 20	16	17	33	-1	105	15.2	26/	52	1	1	0	3	0	1
Reggie Berg	30/ 12	14	16	30	-2	127	11.0	19/	49	5	0	1	1	0	0
Dave Spehar	30/ 14	13	15	28	0	94	13.8	11/	22	7	0	0	1	0	0
Ryan Kraft	23/ 11	6	20	26	0	89	6.7	5/	10	3	0	0	3	0	0
Mike Anderson	27/ 12	11	13	24	1	104	10.6	17/	42	3	0	2	0	0	0
Casey Hankinson	27/ 12	8	10	18	-15	83	9.6	28/	67	5	0	0	0	0	0
Bill Kohn	27/ 25	4	11	15	0	45	8.9	26/	71	1	0	0	0	0	0
Rico Pagel	30/ 3	3	10	13	1	42	7.1	8/	16	1	0	0	2	0	0
Nate Miller	30/ 2	6	5	11	-7	50	12.0	17/	34	1	0	0	0	0	0
Erik Westrum	30/ 1	5	6	11	-5	53	9.4	18/	36	1	0	1	1	0	0
Aaron Miskovich	23/ 2	4	7	11	-9	57	7.0	6/	12	1	1	0	0	0	0
Brett Abrahamson	30/ 22	3	7	10	-4	25	12.0	16/	48	0	0	0	1	0	0
Dylan Mills	30/ 8	1	8	9	-7	31	3.2	14/	28	0	0	0	0	0	0
Mike Lyons	29/ 4	1	8	9	-5	35	2.9	23/	46	0	0	0	0	0	0
Stuart Senden	30/ 1	4	2	6	-2	26	15.4	8/	16	0	0	0	0	0	0
Ryan Trebil	30/ 0	1	3	4	3	17	5.9	30/	71	0	0	0	0	0	0
Matt Leimbek	25/ 0	0	4	4	-2	16	0.0	4/	8	0	0	0	0	0	0
Jason Godbout	15/ 0	1	0	1	-3	13	7.7	6/	12	1	0	0	0	0	0
Ben Clymer	1/ 1	0	0	0	-1	5	0.0	1/	2	0	0	0	0	0	0
Cory Miller	13/ 0	0	0	0	-1	3	0.0	5/	10	0	0	0	0	0	0
Steve DeBus	25/ 23	0	0	0	0	1	0.0	1/	2	0	0	0	0	0	0
Erik Day	8/ 6	0	0	0	0	0	0.0	1/	2	0	0	0	0	0	0
Willy Marvin	3/ 1	0	0	0	0	0	0.0	0/	0	0	0	0	0	0	0
Golden Gophers	30/ 30	101	162	263		1021	9.9	294/	664	30	2	4	12	0	1
Opponents	30/ 30	101	143	244		848	11.9	315/	665	23	6	6	18	0	0

Bench Penalties: Golden Gophers 4 (8 Minutes); Opponents 4 (8 Minutes)
Power Play: Golden Gophers 30/177 (16.9%); Opponents 23/154 (14.9%);

Goaltending Statistics

Golden Gophers	GP/ GS	Min	GAA	W	L	T	ENG	Sho	GA	Sv	Sv %
Steve DeBus	25/ 23	1384:16	3.12	9	16	0	4	1	72	605	.894
Erik Day	8/ 6	349:33	3.43	3	2	0	1	0	20	128	.865
Willy Marvin	3/ 1	49:03	3.67	0	0	0	1	0	3	16	.842
Golden Gophers	30/ 30	1782:52	3.20	12	18	0	6	1	95	749	.887
Opponents	30/ 30	1795:56	3.24	18	12	0	4	0	97	920	.905

Statistics by Period

Goals	1	2	3	OT	Tot	Penalties	1	2	3	OT	Tot
Golden Gophers	37	30	34	0	101	Golden Gophers	97	94	103	0	294
Opponents	27	29	44	1	101	Opponents	105	96	114	0	315
Shots	1	2	3	OT	Tot	Penalty Minutes	1	2	3	OT	Tot
Golden Gophers	342	343	333		21020	Golden Gophers	213	210	241	0	664
Opponents	283	292	273	2	850	Opponents	218	200	247	0	665

POWER PLAY NUMBERS

MINNESOTA ON THE POWER PLAY BY PERIOD

1st Period			2nd Period			3rd Period/*OT		
Date-Opp.	PP Time	Shots/Goals	Date-Opp.	PP Time	Shots/Goals	Date-Opp.	PP Time	Shots/Goals
10/17-MAINE	2:00	3/0	10/17-MAINE	4:00	4/0	10/17-MAINE	1:13	1/0
10/18-MAINE	2:00	1/0	10/18-MAINE	4:38	2/0	10/18-MAINE	1:41	1/1
10/24@UMD	6:10	3/0	10/24@UMD	3:50	1/0	10/24@UMD	:43	2/0
10/25@UMD	3:00	2/0	10/25@UMD	0	—	10/25@UMD	:24	1/1
10/31-UND	2:00	2/0	10/31-UND	:40	1/0	10/31-UND	1:20	2/0
11/1-UND	4:00	4/0	11/1-UND	5:48	5/0	11/1-UND	:33	1/1
11/7@Wisconsin	2:00	1/0	11/7@Wisconsin	4:50	5/1	11/7@Wisconsin	2:36	1/0
11/8@Wisconsin	8:00	9/0	11/8@Wisconsin	4:00	5/0	11/8@Wisconsin	0	—
11/14@UAA	2:00	3/0	11/14@UAA	5:22	3/0	11/14@UAA	3:54	2/0
11/15@UAA	0	—	11/15@UAA	4:01	3/0	11/15@UAA	1:26	2/1
11/21-CC	0:37	1/0	11/21-CC	4:39	4/0	11/21-CC	0	—
11/22-CC	4:00	2/0	11/22-CC	3:37	2/0	*11/22-CC	0	—
11/28@Michigan	3:51	4/2	11/28@Michigan	4:44	3/0	11/28@Michigan	3:53	3/1
11/30@Mich State	1:51	0/0	11/30@Mich State	2:00	5/0	11/30@Mich State	4:58	1/0
12/19-SCSU	4:32	3/1	12/19-SCSU	1:50	7/0	12/19-SCSU	7:21	10/0
12/20@SCSU	4:00	3/0	12/20@SCSU	2:33	0/0	12/20@SCSU	:20	0/0
12/27-BROWN	3:12	9/1	12/27-BROWN	2:50	2/2	12/27-BROWN	2:00	0/0
12/28-N'EASTERN	6:02	8/0	12/28-N'EASTERN	5:40	4/0	12/28-N'EASTERN	10:33	18/1
1/2-MANKATO ST	4:48	8/1	1/2-MANKATO ST	2:23	1/1	1/2-MANKATO ST	2:00	1/0
1/3-MANKATO ST	4:51	6/2	1/3-MANKATO ST	3:14	1/0	1/3-MANKATO ST	2:00	2/0
1/16-DENVER	4:20	4/0	1/16-DENVER	4:00	9/0	1/16-DENVER	2:05	2/1
1/17-DENVER	7:59	2/0	1/17-DENVER	:40	0/0	1/17-DENVER	3:27	4/0
1/23-UMD	3:34	2/2	1/23-UMD	2:00	3/0	1/23-UMD	3:32	9/1
1/24-UMD	3:23	3/1	1/24-UMD	3:20	5/0	1/24-UMD	0	—
1/30@Mich Tech	2:00	3/0	1/30@Mich Tech	4:36	7/2	1/30@Mich Tech	2:00	1/0
1/31@Mich Tech	1:38	4/1	1/31@Mich Tech	2:52	0/0	1/31@Mich Tech	2:00	2/0
2/6-WISCONSIN	3:35	8/1	2/6-WISCONSIN	2:20	3/1	2/6-WISCONSIN	3:51	1/0
2/7-WISCONSIN	4:09	5/1	2/7-WISCONSIN	2:53	1/0	2/7-WISCONSIN	4:42	2/0
2/14@UND	5:51	3/1	2/14@UND	2:45	3/1	2/14@UND	3:15	1/0
2/15@UND	2:00	2/0	2/15@UND	4:04	2/0	2/15@UND	0	—
TOTAL	107:23	108/14	TOTAL	100:09	91/8	TOTAL	71:47	70/8

MINNESOTA ON THE PENALTY KILL BY PERIOD

1st Period			2nd Period			3rd Period/*OT		
Date-Opp.	PP Time	Shots/Goals	Date-Opp.	PP Time	Shots/Goals	Date-Opp.	PP Time	Shots/Goals
10/17-MAINE	0	—	10/17-MAINE	2:48	2/1	10/17-MAINE	7:00	2/1
10/18-MAINE	2:00	0/0	10/18-MAINE	2:00	1/0	10/18-MAINE	3:15	3/1
10/24@UMD	6:00	4/0	10/24@UMD	2:00	0/0	10/24@UMD	2:51	7/1
10/25@UMD	5:00	0/0	10/25@UMD	2:58	7/1	10/25@UMD	2:00	0/0
10/31-UND	2:06	0/0	10/31-UND	6:54	6/0	10/31-UND	4:00	1/0
11/1-UND	2:52	2/0	11/1-UND	3:48	2/0	11/1-UND	0	—
11/7@Wisconsin	2:00	3/0	11/7@Wisconsin	4:00	1/0	11/7@Wisconsin	4:00	5/0
11/8@Wisconsin	6:39	6/0	11/8@Wisconsin	2:39	3/0	11/8@Wisconsin	0	—
11/14@UAA	6:45	4/0	11/14@UAA	0	—	11/14@UAA	1:54	1/0
11/15@UAA	4:00	3/0	11/15@UAA	1:25	2/0	11/15@UAA	0	—
11/21-CC	2:00	0/0	11/21-CC	3:16	2/0	11/21-CC	:50	0/0
11/22-CC	4:00	3/0	11/22-CC	6:00	4/0	*11/22-CC	3:26	4/1
11/28@Michigan	3:43	3/1	11/28@Michigan	6:00	2/0	11/28@Michigan	1:09	2/1
11/30@Mich State	5:51	1/0	11/30@Mich State	2:33	1/1	11/30@Mich State	—	—
12/19-SCSU	:56	1/1	12/19-SCSU	0	—	12/19-SCSU	3:56	1/1
12/20@SCSU	1:48	4/1	12/20@SCSU	3:14	1/1	12/20@SCSU	1:15	0/0
12/27-BROWN	3:39	1/1	12/27-BROWN	:30	0/0	12/27-BROWN	—	—
12/28-N'EASTERN	3:03	1/0	12/28-N'EASTERN	3:59	4/1	12/28-N'EASTERN	—	—
1/2-MANKATO ST	5:18	7/0	1/2-MANKATO ST	4:30	1/0	1/2-MANKATO ST	:50	1/0
1/3-MANKATO ST	2:00	3/0	1/3-MANKATO ST	6:42	3/1	1/3-MANKATO ST	—	—
1/16-DENVER	0	—	1/16-DENVER	2:00	1/0	1/16-DENVER	0	—
1/17-DENVER	3:59	2/0	1/17-DENVER	4:40	3/0	1/17-DENVER	3:27	2/0
1/23-UMD	3:01	0/0	1/23-UMD	6:11	3/0	1/23-UMD	3:06	5/0
1/24-UMD	:15	0/0	1/24-UMD	2:36	5/1	1/24-UMD	4:25	10/2
1/30@Mich Tech	:54	1/1	1/30@Mich Tech	6:00	5/0	1/30@Mich Tech	—	0/0
1/31@Mich Tech	:43	2/1	1/31@Mich Tech	6:28	1/0	1/31@Mich Tech	7:07	3/0
2/6-WISCONSIN	2:19	0/0	2/6-WISCONSIN	:10	0/0	2/6-WISCONSIN	2:00	0/0
2/7-WISCONSIN	4:00	7/0	2/7-WISCONSIN	6:00	4/0	2/7-WISCONSIN	1:35	1/0
2/14@UND	2:35	3/1	2/14@UND	7:19	4/0	2/14@UND	3:31	2/0
2/15@UND	2:00	0/0	2/15@UND	4:04	4/0	2/15@UND	1:10	3/1
TOTAL	89:26	61/7	TOTAL	110:44	72/7	TOTAL	62:47	53/9

Power Play Recap—Last Series

	UND	Minn
Total Time	20:39	17:55
Shots On Goal	16	11
Goals Scored	2	2
Score % On Shots	.125	.182

Power Play Recap—Season

	Opp	Minn
Total Time	262:57	279:19
Shots On Goal	186	269
Goals Scored	23	30
Score % On Shots	.124	.112

STATS/CAREER WATCH

CAREER WATCH

Penalty/Penalty Minute Breakdown

(number in parenthesis indicates opponents goals as a result)

Penalty	1st Period	2nd Period	3rd Period/OT	Total
Boarding	—	1/2	—	1/2
Charging	—	2/4	1/2	3/6
Checking/Behind	1/5	2/10	1/5 (1)	4/20 (1)
Cross Checking	5/10	10/20 (1)	6/12 (1)	21/42 (2)
Delay of Game	—	—	—	0/0
Elbowing	2/4	1/2	2/4	5/10
Fighting	—	—	—	0/0
Game Misconduct	1/10	2/20	1/10	4/40
Gross Misconduct	—	—	—	0/0
High Sticking	1/2	6/12	4/8	11/22
Holding	13/26 (1)	12/24	6/12 (2)	30/60 (3)
Hooking	5/10 (1)	3/6 (1)	4/8 (2)	12/24 (4)
Instigating	—	—	—	0/0
Interference	11/22 (1)	4/8	2/4	17/34 (1)
Kneeing	—	—	—	0/0
Misconduct	1/10	—	3/30	4/40
Roughing	30/60 (2)	26/52 (2)	58/116	114/228 (4)
Slashing	12/24 (2)	12/24 (1)	9/18 (2)	33/66 (5)
Spearing	—	—	—	0/0
Tripping	9/18	7/14 (2)	—	16/32 (2)
Unsports. Conduct	1/2	1/2	1/2	3/6
Too Many Men	—	1/2	2/4 (1)	3/6 (1)
Hit After Whistle	1/2	—	—	1/2
Butt Ending	—	—	—	0/0
Game DQ	—	—	—	0/0
Holding the Stick	3/6	4/8	1/2	8/16
Bench	1/2	—	—	1/2
Other	—	—	2/4	2/4
TOTAL	97/213 (7)	94/210 (7)	103/241 (9)	294/664 (23)

Steve DeBus

Games Played

Games	Player	Years
98	Robb Stauber	1986-89
96	John Blue	1984-87
96	Jeff Callinan	1991-95
94	Jeff Stolp	1988-92
91	Steve Janaszak	1975-79
87	Steve DeBus	1995-present

Wins

Wins	Player	Years
73	Robb Stauber	1986-89
64	John Blue	1984-87
56	Jeff Stolp	1988-92
51	Frank Pietrangelo	1982-86
50	Steve Janaszak	1975-79
50	Jim Mattson	1951-54
50	Tom Newman	1989-93
49	Steve DeBus	1995-present

Goals Against Average

GAA	Player	Years
2.48	Jim Mattson	1951-54
2.77	Robb Stauber	1986-89
3.07	Steve DeBus	1995-present

Saves Percentage

Saves %	Player	Years
.906	Jim Mattson	1951-54
.906	Robb Stauber	1986-89
.902	Murray McLachlan	1967-70
.896	Brad Shelstad	1970-74
.892	Steve DeBus	1995-present

Shutouts

Shutouts	Player	Years
7	Robb Stauber	1986-89
7	John Blue	1984-87
5	Steve DeBus	1995-present

Ryan Kraft

Total Points

Points	Player (place)	Years
298	John Mayasich (1)	1951-55
269	Pat Micheletti (2)	1982-86
241	Corey Millen (3)	1982-87
216	Brian Bonin (6)	1992-96
158	Todd Richards (19)	1985-89
157	Mike Crowley (20)	1994-97
155	Ryan Kraft (21)	1994-present

WCHA Championships

Regular Season

1953, 1954, 1970, 1975, 1981, 1983

1988, 1989, 1992, 1997

Playoff

1983, 1993, 1994, 1996

NCAA Championships

1974, 1976, 1979

All-Time Record

Minnesota owns an all-time record of 1,300-730-104 (.634) in 76-plus seasons of hockey (2,134 games)

Golden Gophers On The Airwaves

KSTP-AM 1500: KSTP is back as the Golden Gophers' official radio home for the 1997-98 season. Dan Terhaar calls the action with former Golden Gopher and North Stars head coach Glen Sonmor handling color commentary. KSTP's Robb Leer offers pregame, intermission and postgame interviews. KSTP-AM 1500 is slated to cover all Golden Gopher games during the 1997-98 season.

Midwest Sports Channel: MSC will broadcast 28 Golden Gopher hockey regular-season games in 1997-98, including the Dodge/Mariucci Classic in addition to the 1998 WCHA Final Five. Frank Mazzocco and Tom Reid will once again handle the broadcast duties. Ryan Lefebvre will anchor the pregame show and conduct the between period interviews. MSC's pregame lineup for Golden Gopher hockey will include the "Doug Woog Show" one hour before game time, and MSC Sports Connection, which will air one half-hour before faceoff.

GOLDEN GOPHER HOCKEY

Weekly Release & Notes / March 2, 1998

Minnesota (14-20-0, 10-16-0) vs. St. Cloud State (19-11-2, 16-9-1)

Friday, March 6 7:05 p.m. National Hockey Ctr. St. Cloud, Minn.
 Saturday, March 7 7:05 p.m. Mariucci Arena Minneapolis, Minn.

Series Information

Minnesota leads 21-8-3
 Last 10 games - Tied 5-5-0
 First meeting - 10/12/90, Tied 3-3
 Last meeting - 12/20/97, SCSU 4-1
 Minnesota's longest win streak - 10
 SCSU's longest win streak - 2 (current)

Radio/TV: Both games of the Minnesota-St. Cloud State series will be broadcast live by KSTP-AM (1500). Saturday night's game only will be broadcast by Midwest Sports Channel (MSC)

Golden Gophers Last Weekend: Minnesota was swept in a weekend road series against Colorado College (4-3, 9-6)

Huskies Last Weekend: St. Cloud State split a weekend series in Madison, Wis., against the Wisconsin Badgers, winning Friday night (7-3) before dropping Saturday's rematch (6-3)

Earlier This Season vs. St. Cloud State: The Huskies swept the Golden Gophers for the first time in series history with a 3-1 at Mariucci Arena followed by a 4-1 win at National Hockey Center. SCSU goaltender Brian Leitzka stole the show, turning away 73 of 75 Minnesota shots on the weekend • Minnesota outshot SCSU 42-9 in the Friday game at Mariucci, only to lose by the 3-1 margin • in the series, the Golden Gophers outshot the Huskies 75-32 • SCSU scored an empty-net goal in each win to pad the margins of victory in the December games • SCSU was an efficient 4-for-8 (.500) on the power play, while the Golden Gophers struggled to a 1-for-14 (.071) showing with the man advantage • freshman G Erik Day played the 12/20/97 game at St. Cloud

Last Season vs. St. Cloud State: Minnesota won the season series against St. Cloud State last season with a dramatic 5-4 overtime win in a WCHA Final Five semifinal showdown at St. Paul Civic Center. The Golden Gophers won three of the five meetings as the two teams split four regular-season contests. The road teams were victorious (Minnesota 4-1, SCSU 4-3 overtime) in the initial meetings during the 1996-97 season in December, with the home teams prevailing in the January rematches (SCSU 5-2, Minnesota 6-4) • the team that scored first won all five meetings last season • Minnesota was 5-for-19 on the power play in the final three meetings • half (4) of Minnesota's total short-handed goals allowed last season (8) were scored by St. Cloud State

Series Notes: Minnesota is 7-6-2 against SCSU at National Hockey Center, but the Huskies have won six of the last nine meetings in St. Cloud • the Golden Gophers own a 12-2-1 advantage at Mariucci Arena • 24 of the last 26 meetings have been decided by three goals or less • Minnesota won 10 of the first 11 games in series history • the two teams battled to a 2-2 tie in a 3/7/93 contest at Target Center in Minneapolis, which was designated as SCSU's home game • there has been a goal scored in the first 5:25 of the last six regular season meetings between the two teams • there has been a short-handed goal scored by at least one team in five of the last seven games in the series

Team Comparisons (1997-98 season)

St. Cloud State		Minnesota
20/141 (.142)	PP	32/193 (.166)
16/119 (.134)	WCHA PP	20/138 (.145)
152/182 (.835)	PK	144/172 (.837)
123/147 (.837)	WCHA PK	113/132 (.856)
4-6-0	Last 10	4-6-0
5-5-0	vs. current PWR Top 12	4-10-0

Career Scoring vs. St. Cloud State

Player (games)	G-A-Pts
Ryan Kraft (15)	2-12-14
Reggie Berg (11)	4-6-10
Casey Hankinson (13)	3-2-5
Rico Pagel (7)	3-1-4
Ben Clymer (5)	2-2-4
Dave Spehar (6)	1-3-4
Brett Abrahamson (7)	2-1-3
Mike Anderson (11)	1-1-2
Nate Miller (7)	0-2-2
Wyatt Smith (11)	1-0-1
Bill Kohn (7)	1-0-1
Mike Lyons (7)	0-1-1

Career Scoring Notes: Pagel scored two goals in last season's Mariucci Arena loss • Hankinson scored first goal as a Golden Gopher vs. the Huskies in the 11/5/94 game

Steve DeBus vs. St. Cloud State

Date	W/L	Min	GA	GAA	SV	SV%
12/19/97	L	58:42	2	2.04	6	.750
*3/14/97	W	69:37	4	3.42	24	.857
1/18/97	W	60:00	4	4.00	34	.895
1/17/97	L	53:50	5	5.57	27	.844
12/15/96	L	63:49	4	3.74	22	.846
12/14/96	W	60:00	1	1.00	24	.960
11/5/95	W	60:00	2	2.00	20	.909
Totals	4-3-0	425:58	22	3.10	157	.877

At Mariucci Arena

4 games 2-2-0 242:31 12 2.97 82 .872

At National Hockey Center (italics)

2 games 1-1-0 113:50 6 3.16 51 .895

*3/14/97 game was at St. Paul Civic Center

University of Minnesota Men's Athletics
 Media Relations Office
 Phone: 612.625.4090 • Fax: 612.625.0359
<http://www.gophersports.com>
 Hockey Contact: Brad Ruitter

SCHEDULE/RESULTS

Oct. 10	&vs. Michigan (exhibition)	L 2-3
Oct. 17	MAINE	L 1-6
Oct. 18	MAINE	W 3-2
Oct. 24	@Minn-Duluth	L 3-5
Oct. 25	@Minn-Duluth	W 5-1
Oct. 31	NORTH DAKOTA	W 6-5
Nov. 1	NORTH DAKOTA	L 2-3
Nov. 7	@Wisconsin	W 4-2
Nov. 8	@Wisconsin	L 2-3
Nov. 14	@Alaska-Anchorage	L 2-3
Nov. 15	@Alaska-Anchorage	L 2-3
Nov. 21	COLORADO COLLEGE	L 1-5
Nov. 22	COLORADO COLLEGE	L 3-4 (ot)
Nov. 28	#@Michigan	L 3-4
Nov. 30	#@Michigan State	L 2-3
Dec. 19	ST. CLOUD STATE	L 1-3
Dec. 20	@St. Cloud State	L 1-4
Dec. 27	^BROWN	W 6-3
Dec. 28	^NORTHEASTERN	L 2-4
Dec. 30	*HV-71 (exhibition)	L 2-10
Jan. 2	MANKATO STATE	W 6-2
Jan. 3	MANKATO STATE	W 4-3
Jan. 16	DENVER	L 2-5
Jan. 17	DENVER	W 5-2
Jan. 23	MINN-DULUTH	W 7-1
Jan. 24	MINN-DULUTH	W 6-5
Jan. 30	@Michigan Tech	L 3-5
Jan. 31	@Michigan Tech	L 3-5
Feb. 6	WISCONSIN	W 4-1
Feb. 7	&WISCONSIN	W 7-0
Feb. 14	@North Dakota	L 2-4
Feb. 15	@North Dakota	L 3-5
Feb. 20	ALASKA-ANCHORAGE	W 3-0
Feb. 21	ALASKA-ANCHORAGE	W 4-2
Feb. 27	@Colorado College	L 3-4
Feb. 28	@Colorado College	L 6-9
March 6	@St. Cloud State	7 p.m.
March 7	ST. CLOUD STATE	7 p.m.
Mar. 13-15	WCHA PLAYOFFS	TBA
Mar. 19-21	WCHA Final Five Milwaukee, Wis.	
Mar. 27-29	NCAA Regional AnnArbor/Albany	
Apr. 2-4	NCAA Championships Boston	
^-Mariucci Classic (at Mariucci Arena)		
&-Target Center #-College Hockey Showcase		



CHECKS & POINTS

Team Notes

Minnesota has played with 12 forwards and six defensemen just one time (Feb. 15 at North Dakota) in its last 21 games and for a total of 15 games this season - only 10 players have played in all 32 games this season

The Golden Gophers are 9-1-0 in their last 10 home games, but have not won on the road since a 4-2 win at Wisconsin on Nov. 7 (current 12-game road losing streak)

Despite being six games under .500 overall (14-20-0) and in the WCHA (10-16-0), Minnesota has outscored its opponents in all games (117-116) and league contests (90-89)

Of Minnesota's 20 losses this season, 11 have been by either one or two goals including empty-net tallies - eight of Minnesota's 13 road losses this season have also been in that category

The University of Minnesota leads the NCAA in attendance this season with a total of 191,273 for 19 home regular-season dates (10,067 average)

Minnesota lost for the first time this season when scoring four or more goals (12-1-0) last Saturday at Colorado College - the Golden Gophers have won just two times (2-19-0) when scoring three or fewer goals

The team that reaches three goals first has won 31 of Minnesota's 34 games this season

The Golden Gophers have not won a game this season when trailing after either the first (0-12-0) or second periods (0-13-0)

Minnesota has swept or been swept the last six and nine of its last 10 WCHA series

For the first time in 21 seasons, (1976-77) Minnesota will open the first round of the WCHA playoffs on the road. To put that statistic into perspective, the second longest current streak in the league of hosting a first-round playoff series is Colorado College - the Tigers have been at home in each of the last four seasons for the best two-of-three series

Colorado College became the first team to sweep a four-game, regular season series from Minnesota since North Dakota accomplished the feat in the 1979-80 season

The Golden Gophers have won at home and lost on the road in each of its last 13 WCHA games

Minnesota has outshot its opponents 56-23 in the third period of the last four games

Individual Notes

#4 Dylan Mills

Fr., 5-11, 220, Duluth, Minn.

✓ Has 1-6-7 at home and 0-3-3 on the road

#5 Ryan Trebil

So., 6-1, 206, Bloomington, Minn.

✓ Leads the team in penalties (31) and is second on the team in penalty minutes (73)

✓ Leads the team in plus/minus in all games (+5) and league contests (+7)

✓ Has even or positive +/- rating in each of the last 13 games

#7 Ryan Kraft

Sr., 5-9, 190, Moorhead, Minn.

✓ Scored a point in 14 of his last 16 games (6-17-23), and has scored in 11 of 12 games since his return to the lineup (5-13-18)

✓ Stands tied for 17th place (Mike Polich, Steve Christoff) on the school's all-time scoring list with 159 points (58 goals, 101 assists) - with his two assists on Saturday, he became the 18th Golden Gopher to hit the century mark in career assists

✓ Owns the team's longest point-scoring streak this season (10 games, Jan. 23 to Feb. 21), tying him with Reggie Berg (Jan. 2 to Feb. 7) for the longest of the season

✓ Has 16-18-34 in 23 games in February and March during the last two seasons

✓ Second on the team in road scoring with 2-13-15 in 14 games played

✓ Leads the team in assists (23), and is fourth in overall scoring (7-23-30)

✓ Has 11 straight games with an even or positive +/- rating (+8 in that span)

✓ Missed seven games this season due to injury

#9 Casey Hankinson

Sr., 6-1, 202, Edina, Minn.

✓ Has 7-7-14 in home games and 1-3-4 in road contests this season

✓ Has 4-8-12 in wins and 4-2-6 in losses

✓ Slowed by a variety of injuries (two hips, hand, shoulder, concussion, illness), but has missed just four games this season

#10 Mike Anderson

Jr., 6-1, 200, Bloomington, Minn.

✓ Status for this weekend will be known later this week

✓ Fourth on the team in goals (11) and fifth in scoring (11-13-24) despite being absent from the lineup each of the last seven games

✓ Had scored in eight of his last 10 games before suffering knee injury

#11 Dave Spehar

So., 5-7, 185, Duluth, Minn.

✓ Rebound goal in Friday night's game was featured on ESPN's "Plays Of The Week"

✓ Fired nine shots on goal in Saturday's loss

✓ Third on the team in scoring (15-17-32) and third on the team in goals (15)

✓ Scored a point in 14 of his last 18 games (11-11-21 in those games)

✓ Leads the team with seven power-play goals

✓ Connected for 11 of his 15 goals this season at home and has 11 of 15 markers in Minnesota wins

✓ Has totals of 4-4-8 in 15 road games and 11-12-23 in 19 home contests - the home scoring totals are second on the team in that category

#17 Wyatt Smith

Jr., 5-11, 197, Warroad, Minn.

✓ Scored career highs of four goals and five points in Saturday's loss at Colorado College - on the weekend, he scored five goals

✓ The performance at Colorado College was his second hat trick of the month (three goals in Minnesota's 7-0 win over Wisconsin)

✓ Scored 10 goals in the month of February this season

✓ Leads the team in scoring (23-19-42)

✓ Scored two or more goals in six games this season - eight times in his career

✓ Leads the team with 11 multiple-point games this season

✓ His 42 points this season has already eclipsed his point production from his freshman and sophomore seasons combined (39)

✓ Totals of 35-30-65 in his last 53 games

✓ Totals of 10-4-14 in his last seven games

✓ Has 18 career multiple-point games

✓ Has 10 home goals and 13 road goals

✓ Scored 26 points (11 goals, 15 assists) and is a +13 in 14 wins - has 16 points (12 goals, four assists) and is a -9 in 20 losses

#19 Reggie Berg

Jr., 5-11, 182, Anoka, Minn.

✓ Scored 50th career goal on Saturday night's loss to Colorado College - led Minnesota along with Spehar by firing nine shots on net in the game

✓ Career totals of 50-55-105 in 112 games

✓ Second on the team in scoring (16-18-34)

✓ Leads the team in scoring (14-17-31) in 26 conference games

✓ Pacing Minnesota this season with 149 shots on goal through 34 games

✓ Minnesota is 24-1-0 in his career when he scores more than one point in a game

✓ Scored a point in 15 of his last 19 games

✓ Has 8-10-18 and +8 in his last 13 games

✓ Has 10-13-23 in Minnesota's 14 wins and 6-5-11 in the team's 20 losses

#24 Bill Kohn

So., 6-0, 192, Roseville, Minn.

✓ Is +9 in his last 11 games

#29 Rico Pagel

So., 5-11, 190, Minnetonka, Minn.

✓ Totals of 3-9-12 in 16 games since Jan. 1 in contrast to 1-1-2 in 18 games before Jan. 1

#33 Erik Westrum

Fr., 5-11, 186, Apple Valley, Minn.

✓ Scored in eight of his last 10 and 10 of his last 13 games (3-9-12, +6)

✓ Tallied first career shorthanded goal in Friday's game at Colorado College

#34 Steve DeBus

Sr., 5-9, 177, Rochester, Minn.

✓ Is the eighth Golden Gopher goaltender to post 50 or more career wins (current total of 51 career wins, tied for fourth on the all-time list)

✓ Has played in 91 career games (tied for fifth on the all-time list)

✓ Allowed just four goals and stopped 115 of 119 shots in his last five games at home

✓ Has a 1.56 goals-against average and .941 saves percentage in his 11 wins and 4.15 goals-against average with .861 saves percentage in his 18 losses this season

✓ Has the same goals-against average overall (3.15) and a higher saves percentage (.890 compared to .888) than he had last season - when he was 1996-97 WCHA First Team goaltender

1997-98 WCHA STANDINGS/THIS WEEK'S SCHEDULE

Team (Overall Record)	GP	W	L	T	Pts	GF	GA	GDiff
1. North Dakota (26-5-1)	26	20	5	1	41	117	71	+46
2. Wisconsin (21-12-1)	26	16	9	1	33	93	78	+15
St. Cloud State (19-11-2)	26	16	9	1	33	96	79	+17
4. Colorado College (20-11-3)	26	14	10	2	30	97	92	+5
5. Minnesota-Duluth (17-15-2)	26	12	12	2	26	83	84	-1
6. Michigan Tech (16-16-3)	26	10	15	1	21	78	102	-24
7. Minnesota (14-20-0)	26	10	16	0	20	90	89	+1
8. Denver (11-21-2)	26	8	16	2	18	85	108	-23
9. Alaska-Anchorage (6-23-5)	28	5	19	4	14	45	81	-36

Friday, March 6

Michigan Tech @ Colorado College
Minnesota @ St. Cloud State
Wisconsin @ North Dakota

Saturday, March 7

Michigan Tech @ Colorado College
St. Cloud State @ Minnesota
Wisconsin @ North Dakota

Sunday, March 8 - Monday, March 9

Minnesota-Duluth @ Denver
(Denver Coliseum)

END OF REGULAR SEASON

Playoff Possibilities

With one week remaining in the regular season, there are many questions to be answered about who is playing where next weekend in the first round of the WCHA playoffs. The only thing for certain is that top-seeded North Dakota will host 10th-seeded Mankato State. Minnesota's scenarios are spelled out below (records vs. teams in 1997-98 in parenthesis):

IN ORDER TO PLAY AT:

Minnesota-Duluth (3-1-0): If Minnesota wins one game and Michigan Tech is swept at Colorado College, or wins both games and Michigan Tech splits with Colorado College

Colorado College (0-4-0): Minnesota stays behind or tied alone with Michigan Tech in the standings, and Colorado College stays in fourth place

Wisconsin (3-1-0) or St. Cloud State (0-2-0): Denver must pass Minnesota in the standings (Minnesota owns the tiebreaker against Denver), or Colorado College must pass either Wisconsin or St. Cloud State in the standings

Woog's Window

Minnesota Head Coach Doug Woog has produced unparalleled numbers as the man behind the Golden Gopher bench over the last 12 seasons. Entering Friday's game, Woog has a career record of 371-166-31 (.680) overall and a WCHA mark of 268-116-29 (.684). Minnesota has appeared in the NCAA Tournament in each of Woog's 12 seasons and has finished first or second in the WCHA in 11 of his 12 campaigns. Among Woog's regular media appearances are: WCCO-AM (830) with Moose Miller, Mondays and Fridays at 5:35 p.m. KSTP-AM (1500) with Pat Reusse and Joe Soucheray, Saturday mornings at 11 a.m., Mondays at a to be determined time, and the postgame show. KARE-TV (Ch. 11) Gopher Sports Extra on selected Saturdays during the 1997-98 season.

Injury Report: Sophomore D Ben Clymer (Bloomington, Minn.) continues rehabilitation. Junior F Mike Anderson (Bloomington, Minn.) will receive an update on his status on Wednesday of this week (knee). Freshman D Dylan Mills (Duluth, Minn.) is probable for this weekend's series (groin). Senior F Casey Hankinson (Edina, Minn.) is listed as day-to-day as he battles a number of injuries. Freshman F Stuart Senden (Alexandria, Minn.) is out for the season after sustaining a dislocated shoulder late in the first period of the Feb. 21 game. Freshman F Aaron Miskovich (Grand Rapids, Minn.) will resume skating on Wednesday of this week. His status for this weekend will be more clear after Wednesday's workout.

WCHA Facts Of Note: Wyatt Smith leads the WCHA in goal scoring in all games (23) and conference games (17) • Reggie Berg is tied for the league lead in scoring (conference games only, Steve Reinprecht of Wisconsin) with 14-17--31. There are six players, including Minnesota's Wyatt Smith (17-12--29), within two points of the lead in the WCHA scoring race • the Golden Gophers own a 902-744 advantage in shots on goal (almost six per game) in WCHA games • Minnesota has outscored its opponents 34-27 in the first period of conference games, but has been outnumbered 38-32 in the third period of league games • Wyatt Smith is tied for second in the league in scoring (all games) with 23-19--42, just three points behind leader Brian Swanson of Colorado College (14-31--45) • the Golden Gophers are fifth in the WCHA in penalty kill (113-for-132, 85.6 percent), and lead the league in home penalty kill (56-for-63, 88.9 percent) • Minnesota ranks seventh in the league power play statistics (20-for-138, 14.5 percent) • Minnesota is one of only two teams in the league, along with Alaska-Anchorage, who has not had a game disqualification penalty yet this season • the final WCHA standings, and quite possibly Minnesota's first-round playoff opponent, will not be determined until late Monday evening, March 9. Minnesota-Duluth and Denver will conclude their respective regular seasons with a Sunday-Monday series (March 8-9) at Denver Coliseum

##For More Notes, See "Did You Know" on the next page of notes##

The Last Time

Minnesota Swept A Road Series:

January 24-25, 1997 @ Michigan Tech (5-2, 8-4)

Minnesota Was Swept In A Road Series:

February 27-28, 1998 @ Colorado College (4-3, 9-6)

Minnesota Swept A Home Series: February

20-21, 1998 vs. Alaska-Anchorage (3-0, 4-2)

Minnesota Was Swept In A Home Series:

November 21-22, 1997 vs. Colorado College (5-1, 4-3 ot)

Minnesota Shut Out An Opponent: February

20, 1998 vs. Alaska-Anchorage @ Mariucci Arena (Steve DeBus, 3-0)

An Opponent Shut Out Minnesota: March 4,

1995 @ St. Cloud State (Brian Leitza, 3-0)

Minnesota Player Scored A Hat Trick:

February 28, 1998 (Wyatt Smith, 9-6 Minnesota loss)

Minnesota Player Scored A Natural Hat Trick:

December 30, 1994 @ Mariucci Arena vs. Yale (Ryan Kraft, 6-2 Minnesota win)

An Opponent Scored A Hat Trick: February 1,

1997 @ North Dakota (Jason Blake, 6-2 Minnesota loss)

Minnesota Player Scored Four Goals In A

Game: February 28, 1998 (Wyatt Smith, 9-6 Minnesota loss)

Minnesota Had 50 or More Shots On Goal In

A Game: March 14, 1997 vs. St. Cloud State at WCHA Final Five (52 shots, 5-4 Minnesota overtime win)

Opponent Had 50 or More Shots On Goal In A

Game: January 31, 1997 @ North Dakota (51 shots, 6-4 Minnesota loss)

Minnesota Player Scored A Shorthanded

Goal: February 27, 1998 at Colorado College (Erik Westrum, 4-3 Minnesota loss)

Minnesota Won In Overtime: March 14, 1997

vs. St. Cloud State at WCHA Final Five (5-4)

Minnesota Lost In Overtime: November 22,

1997 vs. Colorado College (4-3)

Minnesota Tied In Overtime: February 21,

1997 @ Colorado College (3-3)

Minnesota Scored 10 Goals Or More In A

Game: November 9, 1996 vs. North Dakota (10-6 Minnesota win)

Opponent Scored 10 Goals Or More In A

Game: January 30, 1993 @ Michigan Tech (10-2 Minnesota loss)

TEAM SEASON HIGHS/LOWS

MOST GOALS/GAME	(7) 1/23 vs. Minnesota-Duluth; 2/7 vs. Wisconsin
LEAST GOALS/GAME	(1) 10/17 vs. Maine; 11/21 vs. Colorado College; 12/19 & 12/20 vs. St. Cloud St.
MOST ASSISTS/GAME	(14) 1/23 vs. Minnesota-Duluth
LEAST ASSISTS/GAME	(0) 11/21 vs. Colorado College
MOST GOALS AGAINST/GAME	(9) 2/28 @ Colorado College
LEAST GOALS AGAINST/GAME	(0) 2/7 vs. Wisconsin; 2/20 vs. Alaska-Anchorage
MOST ASSISTS AGAINST/GAME	(13) 2/28 @ Colorado College
LEAST ASSISTS AGAINST/GAME	(0) 2/7 vs. Wisconsin; 2/20 vs. Alaska-Anchorage
MOST GOALS/PERIOD	(3) 11 times, most recent-2nd period, 2/28 @ Colorado College
MOST GOALS AGAINST/PERIOD	(5) 3rd period, 2/15 @ No. Dakota; 1st period, 2/28 @ Colo. College
MOST SHOTS ON GOAL/GAME	(47) 12/27 vs. Brown
LEAST SHOTS ON GOAL/GAME	(18) 2/14 @ North Dakota; 2/15 @ North Dakota
MOST SHOTS AGAINST/GAME	(44) 10/24 @ UMD
LEAST SHOTS AGAINST/GAME	(9) 12/19 vs. St. Cloud State
MOST SHOTS ON GOAL/PERIOD	(20) 1st, 12/27 vs. Brown
MOST SHOTS AGAINST/PERIOD	(19) 3rd, 1/24 vs. Minnesota-Duluth
MOST PENALTIES/GAME	(16) 1/2 vs. Mankato State; 2/6 vs. Wisconsin
LEAST PENALTIES/GAME	(3) 1/16 vs. Denver
MOST PIM/GAME	(47) 1/31 @ Michigan Tech
LEAST PIM/GAME	(6) 1/16 vs. Denver
MOST OPP. PENALTIES/GAME	(21) 12/28 vs. Northeastern
LEAST OPP. PENALTIES/GAME	(3) 2/27 @ Colorado College
MOST OPP. PIM/GAME	(43) 2/6 vs. Wisconsin
LEAST OPP. PIM/GAME	(6) 2/28 @ Colorado College

Minnesota's Record When In 1997-98

Overall Record	14-20-0
WCHA Record	10-16-0
Home Record	12-7-0
Road Record	2-13-0
Neutral Site Record	0-0-0
Last 20 Games	10-10-0
Last 10 Games	4-6-0
Last 5 Games	2-3-0
Power Play	32 of 193 (.166)
Penalty Kill	144 of 172 (.837)
Scoring A Power-Play Goal	11-10-0
Not Scoring A Power-Play Goal	3-10-0
Allowing A Power-Play Goal	6-13-0
Not Allowing A Power-Play Goal	8-7-0
Scoring A Short-Handed Goal	2-1-0
Allowing A Short-Handed Goal	0-5-0
Penalties/Avg. Per Game	318/9.4
Penalty Minutes/Avg. Per Game	715/21.0
10 Or More Penalties	8-11-0
Fewer Than 10 Penalties	6-9-0
More Penalties Than Opponent	3-6-0
Fewer Penalties Than Opponent	7-9-0
Same Amount Of Penalties	4-5-0
In One-Goal Games	4-8-0
In Two-Goal Games	2-7-0
In Three-Goal or More Games	8-5-0
In Overtime Games	0-1-0
Scoring 4 or More Goals	12-1-0
Scoring 3 or Fewer Goals	2-19-0
Scoring 3 or More Goals	14-8-0
Scoring 2 or Fewer Goals	0-12-0
Allowing 4 or More Goals	2-14-0
Allowing 3 or Fewer Goals	12-6-0
Scoring First Goal Of Game	13-7-0
Opponents Score First	1-13-0
Leading After One Period	12-3-0
Trailing After One Period	0-12-0
Tied After One Period	2-5-0
Scoring First Goal Of Second Period	5-8-0
Leading After Two Periods	12-3-0
Trailing After Two Periods	0-13-0
Tied After Two Periods	2-4-0
Scoring First Goal Of Third Period	11-5-0
Having 10-19 Shots On Goal	0-2-0
Having 20-29 Shots On Goal	2-2-0
Having 30-39 Shots On Goal	8-10-0
Having 40 or More Shots On Goal	4-6-0
Allowing Fewer Than 10 Shots On Goal	0-1-0
Allowing 10-19 Shots On Goal	2-1-0
Allowing 20-29 Shots On Goal	7-9-0
Allowing 30-39 Shots On Goal	5-7-0
Allowing 40 or More Shots On Goal	0-2-0
Outshooting Opponent	12-11-0
Opponent Outshoots Minnesota	2-9-0
Shots Are Even	0-0-0
October	3-2-0
November	1-8-0
December	1-3-0
January	5-3-0
February	4-4-0
March	0-0-0
First Game Of A Series	7-10-0
Second Game Of A Series	7-10-0
Series Record	4-7-6
Games Following A Win	6-8-0
Games Following A Loss	8-12-0
Games Following A Tie	0-0-0

DID YOU KNOW ...

Wyatt Smith's four-goal performance in Saturday's 9-6 loss was the second time in the last two seasons that a Golden Gopher has scored four goals in a game - Casey Hankinson lit the lamp four times in a 10-6 win over North Dakota last season at Mariucci Arena (11/9/96). Smith has seven goals in the last four games in Colorado Springs • Smith is the only Golden Gopher with more than six goals on the road this season - he has 13 of his 23 goals away from home • Minnesota is 13-7-0 when scoring first, but is 1-13-0 when its opponents score the first goal of the game. The Golden Gophers are 60-15-2 (.792) in their last 77 games when scoring first • Minnesota has lost 10 straight conference road games, 12 straight road games overall, and 13 total road games this season - all are school records • Minnesota has not been shut out in its last 127 games (last time, March 4, 1995 at St. Cloud State, 3-0), and in that same time span has shut out its opponent on 12 occasions • Minnesota is on pace to post its lowest power-play percentage in a single season (.166 this season; .170 in 1993-94) since that record has been kept (1978-79 season) • the Golden Gophers have outscored their opponents 25-6 in the first period of wins this season • Minnesota has not won on the road (0-9-0) when its opponents score first • Minnesota has just one tie in its last 101 games • Minnesota has a 11-4-1 (.719) record on March 6 in school history, with a 9-7-1 (.559) mark on March 7 • Minnesota owns a record of 4-8 in one-goal games • Minnesota surrendered season highs in goals (9), assists (13), and power play goals (4) to Colorado College in Saturday's loss • the Golden Gophers' six goals in the 9-6 setback were the most they have scored on the road this season • Minnesota has eclipsed 40 shots on goal in a game 10 times this season - opponents have only hit that number on two occasions in 1997-98

1997-98 WCHA WEEKLY HONORS

(date indicates when the award was announced)

OFFENSIVE PLAYER OF THE WEEK	
November 10	Reggie Berg (@ Wisconsin)
DEFENSIVE PLAYER OF THE WEEK	
October 27	Steve DeBus (@ UMD)
January 26	Brett Abrahamson (vs. UMD)
February 9	Steve DeBus (vs. Wisconsin)
ROOKIE OF THE WEEK	
November 3	Aaron Miskovich (vs. UND)

MULTIPLE-POINT GAMES

Player(games)	Last Time	Record
Smith (11)	2/28 @ CC (4g, 1a)	8-3-0
Berg (9)	2/20 vs. UAA (1g, 2a)	8-1-0
Kraft (8)	2/28 @ CC (2a)	4-4-0
Anderson (6)	1/31 @ MTU (2g)	2-4-0
Spehar (6)	2/28 @ CC (2a)	5-1-0
Hankinson (5)	1/24 vs. UMD (2a)	4-1-0
Mills (3)	1/3 vs. Mankato St. (2a)	3-0-0
Kohn (2)	1/24 vs. UMD (2a)	2-0-0
Miskovich (2)	11/28 vs. Michigan (1g, 2a)	1-1-0
Pagel (2)	1/31 @ MTU (2a)	1-1-0
Abrahamson (1)	1/24 vs. UMD (2g)	1-0-0
Senden (1)	2/7 vs. WIS (2g)	1-0-0
Trebil (1)	1/17 vs. Denver (2a)	1-0-0
Westrum (1)	10/31 vs. UND (2g)	1-0-0

Minnesota Opens Playoffs Next Weekend: Minnesota will open the playoffs next weekend at a site to be determined (Minnesota-Duluth, Colorado College, Wisconsin, or St. Cloud State). Both games will be broadcast on KSTP-AM (1500) and telecast on Midwest Sports Channel (MSC). The University of Minnesota will release information regarding the series when the opponent has been determined.

University of Minnesota
1997-98 Men's Ice Hockey Statistics
Record: 14-20/10-16 WCHA

Date	Opponent	Score	Record	Site	Attend	Goaltender of Record	
10/17	Maine	1 - 6 L	0- 1	H Mariucci Arena	9866	Steve DeBus	0- 1
10/18	Maine	W 3 - 2	1- 1	H Mariucci Arena	9749	Steve DeBus	1- 1
10/24	*Minnesota-Duluth	3 - 5 L	1- 2	A Duluth, Minn.	5590	Steve DeBus	1- 2
10/25	*Minnesota-Duluth	W 5 - 1	2- 2	A Duluth, Minn.	5420	Steve DeBus	2- 2
10/31	*North Dakota	W 6 - 5	3- 2	H Mariucci Arena	9847	Steve DeBus	3- 2
11/ 1	*North Dakota	2 - 3 L	3- 3	H Mariucci Arena	9859	Steve DeBus	3- 3
11/ 7	*Wisconsin	W 4 - 2	4- 3	A Madison, Wis.	8323	Steve DeBus	4- 3
11/ 8	*Wisconsin	2 - 3 L	4- 4	A Madison, Wis.	8340	Steve DeBus	4- 4
11/14	*Alaska-Anchorage	2 - 3 L	4- 5	A Anchorage, Alaska	4733	Steve DeBus	4- 5
11/15	*Alaska-Anchorage	2 - 3 L	4- 6	A Anchorage, Alaska	5375	Steve DeBus	4- 6
11/21	*Colorado College	1 - 5 L	4- 7	H Mariucci Arena	9837	Steve DeBus	4- 7
11/22	*Colorado College	3 - 4 L OT	4- 8	H Mariucci Arena	9821	Steve DeBus	4- 8
11/28	Michigan	3 - 4 L	4- 9	A Ann Arbor, Mich.	6498	Steve DeBus	4- 9
11/30	Michigan State	2 - 3 L	4-10	A East Lansing, Mich.	6264	Steve DeBus	4-10
12/19	*St. Cloud State	1 - 3 L	4-11	H Mariucci Arena	9809	Steve DeBus	4-11
12/20	*St. Cloud State	1 - 4 L	4-12	A St. Cloud, Minn.	7051	Erik Day	0- 1
12/27	Brown	W 6 - 3	5-12	H Mariucci Arena	9807	Steve DeBus	5-11
12/28	Northeastern	2 - 4 L	5-13	H Mariucci Arena	9767	Steve DeBus	5-12
1/ 2	Mankato State	W 6 - 2	6-13	H Mariucci Arena	9831	Steve DeBus	6-12
1/ 3	Mankato State	W 4 - 3	7-13	H Mariucci Arena	9852	Erik Day	1- 1
1/16	*Denver	2 - 5 L	7-14	H Mariucci Arena	9732	Steve DeBus	6-13
1/17	*Denver	W 5 - 2	8-14	H Mariucci Arena	9731	Erik Day	2- 1
1/23	*Minnesota-Duluth	W 7 - 1	9-14	H Mariucci Arena	9702	Steve DeBus	7-13
1/24	*Minnesota-Duluth	W 6 - 5	10-14	H Mariucci Arena	9869	Erik Day	3- 1
1/30	*Michigan Tech	3 - 5 L	10-15	A Houghton, Mich.	3702	Steve DeBus	7-14
1/31	*Michigan Tech	3 - 5 L	10-16	A Houghton, Mich.	3782	Erik Day	3- 2
2/ 6	*Wisconsin	W 4 - 1	11-16	H Mariucci Arena	9852	Steve DeBus	8-14
2/ 7	*Wisconsin	W 7 - 0	12-16	H Target Center	14781	Steve DeBus	9-14
2/14	*North Dakota	2 - 4 L	12-17	A Grand Forks, N.D.	6067	Steve DeBus	9-15
2/15	*North Dakota	3 - 5 L	12-18	A Grand Forks, N.D.	6067	Steve DeBus	9-16
2/20	*Alaska-Anchorage	W 3 - 0	13-18	H Mariucci Arena	9735	Steve DeBus	10-16
2/21	*Alaska-Anchorage	W 4 - 2	14-18	H Mariucci Arena	9826	Steve DeBus	11-16
2/27	*Colorado College	3 - 4 L	14-19	A Colo. Springs, Colo.	7351	Steve DeBus	11-17
2/28	*Colorado College	6 - 9 L	14-20	A Colo. Springs, Colo.	7758	Steve DeBus	11-18

*-WCHA Game

Record	W	L	Pct	Attendance #	Total	Avg	
All Games	14	20	.412	Home	19	191273	10067
WCHA	10	16	.385	Away	15	92321	6155
Home	12	7	.632	Neutral	0	0	0
Away	2	13	.133	Total	34	283594	8341
Neutral	0	0	.000				
Ahead After 1 Period	12	3	.800				
Behind After 1 Period	0	12	.000				
Tied After 1 Period	2	5	.286				
Ahead After 2 Periods	12	3	.800				
Behind After 2 Periods	0	13	.000				
Tied After 2 Periods	2	4	.333				
Score First	13	7	.650				
Do Not Score First	1	13	.071				
Overtime Games	0	1	.000				

University of Minnesota
1997-98 Men's Ice Hockey Statistics
WCHA Games Only

Golden Gophers	GP/ GS	G	A	Pts	+/-	Sht	Sht %	Pen/	Min	PP	SH	EN	GW	GT	HT
Reggie Berg	26/ 11	14	17	31	3	122	11.5	13/	26	5	0	2	1	0	0
Wyatt Smith	26/ 18	17	12	29	3	92	18.5	20/	40	1	0	0	1	0	2
Dave Spehar	26/ 10	10	14	24	1	80	12.5	11/	22	3	0	0	2	0	0
Ryan Kraft	23/ 12	6	18	24	0	88	6.8	6/	12	3	0	0	3	0	0
Mike Anderson	19/ 9	10	8	18	-1	68	14.7	10/	28	3	0	2	0	0	0
Erik Westrum	26/ 1	5	8	13	1	53	9.4	16/	35	1	1	1	1	0	0
Bill Kohn	25/ 24	2	11	13	5	44	4.5	26/	71	1	0	0	0	0	0
Rico Pagel	26/ 2	2	9	11	0	38	5.3	5/	10	0	0	0	0	0	0
Casey Hankinson	22/ 8	3	7	10	-11	64	4.7	20/	51	1	0	0	0	0	0
Nate Miller	26/ 4	6	2	8	-4	47	12.8	16/	32	1	0	0	0	0	0
Stuart Senden	24/ 2	5	3	8	0	22	22.7	4/	8	0	0	0	0	0	0
Brett Abrahamson	26/ 22	3	5	8	-3	24	12.5	10/	36	0	0	0	1	0	0
Aaron Miskovich	19/ 1	3	5	8	-6	50	6.0	5/	10	0	1	0	0	0	0
Mike Lyons	26/ 2	0	7	7	-8	39	0.0	24/	48	0	0	0	0	0	0
Dylan Mills	26/ 4	1	4	5	-9	20	5.0	11/	22	0	0	0	0	0	0
Ryan Trebil	26/ 0	1	3	4	7	14	7.1	24/	59	0	0	0	0	0	0
Jason Godbout	17/ 0	2	0	2	-1	17	11.8	8/	16	1	0	0	1	0	0
Matt Leimbek	22/ 0	0	2	2	-3	14	0.0	4/	8	0	0	0	0	0	0
Cory Miller	11/ 0	0	0	0	-3	6	0.0	3/	6	0	0	0	0	0	0
Steve DeBus	22/ 21	0	0	0	0	1	0.0	0/	0	0	0	0	0	0	0
Erik Day	7/ 5	0	0	0	0	0	0.0	1/	2	0	0	0	0	0	0
Willy Marvin	2/ 0	0	0	0	0	0	0.0	0/	0	0	0	0	0	0	0
Golden Gophers	26/ 26	90	135	225		903	10.0	241/	550	20	2	5	10	0	2
Opponents	26/ 26	89	124	213		742	12.0	245/	517	19	2	6	16	0	0

Bench Penalties: Golden Gophers 4 (8 Minutes); Opponents 2 (4 Minutes)
Power Play: Golden Gophers 20/138 (14.5%); Opponents 19/132 (14.4%);

Goaltending Statistics

Golden Gophers	GP/ GS	Min	GAA	W	L	T	ENG	Sho	GA	Sv	Sv %
Willy Marvin	2/ 0	9:03	0.00	0	0	0	1	0	0	3	1.000
Steve DeBus	22/ 21	1212:08	3.07	8	14	0	4	2	62	531	.895
Erik Day	7/ 5	324:32	3.88	2	2	0	1	0	21	121	.852
Golden Gophers	26/ 26	1545:43	3.22	10	16	0	6	2	83	655	.888
Opponents	26/ 26	1556:22	3.28	16	10	0	5	0	85	813	.905

Statistics by Period

Goals	1	2	3	OT	Tot	Penalties	1	2	3	OT	Tot
Golden Gophers	34	24	32	0	90	Golden Gophers	85	79	77	0	241
Opponents	27	23	38	1	89	Opponents	87	82	76	0	245
Shots	1	2	3	OT	Tot	Penalty Minutes	1	2	3	OT	Tot
Golden Gophers	299	291	310	2	902	Golden Gophers	189	183	178	0	550
Opponents	243	263	236	2	744	Opponents	182	164	171	0	517

University of Minnesota
1997-98 Men's Ice Hockey Statistics
Record: 14-20/10-16 WCHA

Golden Gophers	GP/ GS	G	A	Pts	+/-	Sht	Sht %	Pen/	Min	PP	SH	EN	GW	GT	HT
Wyatt Smith	34/ 23	23	19	42	4	126	18.3	26/	52	2	1	0	3	0	2
Reggie Berg	34/ 13	16	18	34	0	149	10.7	20/	51	5	0	2	1	0	0
Dave Spehar	34/ 14	15	17	32	-3	111	13.5	12/	24	7	0	0	2	0	0
Ryan Kraft	27/ 14	7	23	30	4	104	6.7	6/	12	4	0	0	3	0	0
Mike Anderson	27/ 12	11	13	24	1	104	10.6	17/	42	3	0	2	0	0	0
Casey Hankinson	30/ 12	8	10	18	-16	89	9.0	29/	69	5	0	0	0	0	0
Bill Kohn	31/ 29	4	13	17	4	53	7.5	30/	79	1	0	0	0	0	0
Erik Westrum	34/ 2	6	8	14	-3	69	8.7	19/	41	1	1	1	1	0	0
Rico Pagel	34/ 3	4	10	14	0	50	8.0	9/	18	1	0	0	2	0	0
Nate Miller	34/ 5	6	5	11	-4	59	10.2	18/	36	1	0	0	0	0	0
Aaron Miskovich	23/ 2	4	7	11	-9	57	7.0	6/	12	1	1	0	0	0	0
Brett Abrahamson	34/ 26	3	8	11	-5	28	10.7	17/	50	0	0	0	1	0	0
Dylan Mills	34/ 8	1	9	10	-7	34	2.9	15/	30	0	0	0	0	0	0
Mike Lyons	33/ 4	1	9	10	-5	44	2.3	27/	54	0	0	0	0	0	0
Stuart Senden	32/ 2	5	3	8	0	29	17.2	9/	18	0	0	0	0	0	0
Ryan Trebil	34/ 0	1	3	4	5	20	5.0	31/	73	0	0	0	0	0	0
Matt Leimbek	29/ 0	0	4	4	-2	20	0.0	4/	8	0	0	0	0	0	0
Jason Godbout	19/ 0	2	0	2	-1	18	11.1	9/	18	1	0	0	1	0	0
Ben Clymer	1/ 1	0	0	0	-1	5	0.0	1/	2	0	0	0	0	0	0
Cory Miller	17/ 0	0	0	0	-3	6	0.0	6/	12	0	0	0	0	0	0
Steve DeBus	29/ 27	0	0	0	0	1	0.0	1/	2	0	0	0	0	0	0
Erik Day	9/ 6	0	0	0	0	0	0.0	1/	2	0	0	0	0	0	0
Willy Marvin	3/ 1	0	0	0	0	0	0.0	0/	0	0	0	0	0	0	0
Golden Gophers	34/ 34	117	179	296		1176	9.9	318/	715	32	3	5	14	0	2
Opponents	34/ 34	116	163	279		945	12.3	338/	711	28	6	6	20	0	0

Bench Penalties: Golden Gophers 5 (10 Minutes); Opponents 4 (8 Minutes)

Power Play: Golden Gophers 32/193 (16.6%); Opponents 28/172 (16.3%);

Goaltending Statistics

Golden Gophers	GP/ GS	Min	GAA	W	L	T	ENG	Sho	GA	Sv	Sv %
Steve DeBus	29/ 27	1583:03	3.15	11	18	0	4	2	83	671	.890
Willy Marvin	3/ 1	49:03	3.67	0	0	0	1	0	3	16	.842
Erik Day	9/ 6	389:27	3.70	3	2	0	1	0	24	144	.857
Golden Gophers	34/ 34	2021:33	3.26	14	20	0	6	2	110	831	.883
Opponents	34/ 34	2035:16	3.30	20	14	0	5	0	112	1059	.904

Statistics by Period

Goals	1	2	3	OT	Tot	Penalties	1	2	3	OT	Tot
Golden Gophers	43	33	41	0	117	Golden Gophers	106	103	109	0	318
Opponents	35	33	47	1	116	Opponents	111	108	119	0	338
Shots	1	2	3	OT	Tot	Penalty Minutes	1	2	3	OT	Tot
Golden Gophers	396	388	389	2	1175	Golden Gophers	231	231	253	0	715
Opponents	317	332	296	2	947	Opponents	230	224	257	0	711

MINNESOTA ON THE POWER PLAY BY PERIOD

1st Period			2nd Period			3rd Period/*OT		
Date-Opp.	PP Time	Shots/Goals	Date-Opp.	PP Time	Shots/Goals	Date-Opp.	PP Time	Shots/Goals
10/17-MAINE	2:00	3/0	10/17-MAINE	4:00	4/0	10/17-MAINE	1:13	1/0
10/18-MAINE	2:00	1/0	10/18-MAINE	4:38	2/0	10/18-MAINE	1:41	1/1
10/24@UMD	6:10	3/0	10/24@UMD	3:50	1/0	10/24@UMD	:43	2/0
10/25@UMD	3:00	2/0	10/25@UMD	0	---	10/25@UMD	:24	1/1
10/31-UND	2:00	2/0	10/31-UND	:40	1/0	10/31-UND	1:20	2/0
11/1-UND	4:00	4/0	11/1-UND	5:48	5/0	11/1-UND	:33	1/1
11/7@Wisconsin	2:00	1/0	11/7@Wisconsin	4:50	5/1	11/7@Wisconsin	2:36	1/0
11/8@Wisconsin	8:00	9/0	11/8@Wisconsin	4:00	5/0	11/8@Wisconsin	0	---
11/14@UAA	2:00	3/0	11/14@UAA	5:22	3/0	11/14@UAA	3:54	2/0
11/15@UAA	0	---	11/15@UAA	4:01	3/0	11/15@UAA	1:26	2/1
11/21-CC	0:37	1/0	11/21-CC	4:39	4/0	11/21-CC	0	---
11/22-CC	4:00	2/0	11/22-CC	3:37	2/0	*11/22-CC	0	---
11/28@Michigan	3:51	4/2	11/28@Michigan	4:44	3/0	11/28@Michigan	3:53	3/1
11/30@Mich State	1:51	0/0	11/30@Mich State	2:00	5/0	11/30@Mich State	4:58	1/0
12/19-SCSU	4:32	3/1	12/19-SCSU	1:50	7/0	12/19-SCSU	7:21	10/0
12/20@SCSU	4:00	3/0	12/20@SCSU	2:33	0/0	12/20@SCSU	:20	0/0
12/27-BROWN	3:12	9/1	12/27-BROWN	2:50	2/2	12/27-BROWN	2:00	0/0
12/28-N'EASTERN	6:02	8/0	12/28-N'EASTERN	5:40	4/0	12/28-N'EASTERN	10:33	18/1
1/2-MANKATO ST	4:48	8/1	1/2-MANKATO ST	2:23	1/1	1/2-MANKATO ST	2:00	1/0
1/3-MANKATO ST	4:51	6/2	1/3-MANKATO ST	3:14	1/0	1/3-MANKATO ST	2:00	2/0
1/16-DENVER	4:20	4/0	1/16-DENVER	4:00	9/0	1/16-DENVER	2:05	2/1
1/17-DENVER	7:59	2/0	1/17-DENVER	:40	0/0	1/17-DENVER	3:27	4/0
1/23-UMD	3:34	2/2	1/23-UMD	2:00	3/0	1/23-UMD	3:32	9/1
1/24-UMD	3:23	3/1	1/24-UMD	3:20	5/0	1/24-UMD	0	---
1/30@Mich Tech	2:00	3/0	1/30@Mich Tech	4:36	7/2	1/30@Mich Tech	2:00	1/0
1/31@Mich Tech	1:38	4/1	1/31@Mich Tech	2:52	0/0	1/31@Mich Tech	2:00	2/0
2/6-WISCONSIN	3:35	8/1	2/6-WISCONSIN	2:20	3/1	2/6-WISCONSIN	3:51	1/0
2/7-WISCONSIN	4:09	5/1	2/7-WISCONSIN	2:53	1/0	2/7-WISCONSIN	4:42	2/0
2/14@UND	5:51	3/1	2/14@UND	2:45	3/1	2/14@UND	3:15	1/0
2/15@UND	2:00	2/0	2/15@UND	4:04	2/0	2/15@UND	0	---
2/20-UAA	2:00	3/0	2/20-UAA	4:00	1/0	2/20-UAA	0	---
2/21-UAA	4:25	4/1	2/21-UAA	3:52	2/0	2/21-UAA	2:28	0/0
2/27@CC	0	---	2/27@CC	4:00	2/0	2/27@CC	2:00	0/0
2/28@CC	0	---	2/28@CC	2:06	2/0	2/28@CC	3:26	4/1
TOTAL	113:48	115/15	TOTAL	114:07	98/8	TOTAL	79:41	74/9

MINNESOTA ON THE PENALTY KILL BY PERIOD

1st Period			2nd Period			3rd Period/*OT		
Date-Opp.	PP Time	Shots/Goals	Date-Opp.	PP Time	Shots/Goals	Date-Opp.	PP Time	Shots/Goals
10/17-MAINE	0	---	10/17-MAINE	2:48	2/1	10/17-MAINE	7:00	2/1
10/18-MAINE	2:00	0/0	10/18-MAINE	2:00	1/0	10/18-MAINE	3:15	3/1
10/24@UMD	6:00	4/0	10/24@UMD	2:00	0/0	10/24@UMD	2:51	7/1
10/25@UMD	5:00	0/0	10/25@UMD	2:58	7/1	10/25@UMD	2:00	0/0
10/31-UND	2:06	0/0	10/31-UND	6:54	6/0	10/31-UND	4:00	1/0
11/1-UND	2:52	2/0	11/1-UND	3:48	2/0	11/1-UND	0	---
11/7@Wisconsin	2:00	3/0	11/7@Wisconsin	4:00	1/0	11/7@Wisconsin	4:00	5/0
11/8@Wisconsin	6:39	6/0	11/8@Wisconsin	2:39	3/0	11/8@Wisconsin	0	---
11/14@UAA	6:45	4/0	11/14@UAA	0	---	11/14@UAA	1:54	1/0
11/15@UAA	4:00	3/0	11/15@UAA	1:25	2/0	11/15@UAA	0	---
11/21-CC	2:00	0/0	11/21-CC	3:16	2/0	11/21-CC	:50	0/0
11/22-CC	4:00	3/0	11/22-CC	6:00	4/0	*11/22-CC	3:26	4/1
11/28@Michigan	3:43	3/1	11/28@Michigan	6:00	2/0	11/28@Michigan	1:09	2/1
11/30@Mich State	5:51	1/0	11/30@Mich State	2:33	1/1	11/30@Mich State	0	---
12/19-SCSU	:56	1/1	12/19-SCSU	0	---	12/19-SCSU	3:56	1/1
12/20@SCSU	1:48	4/1	12/20@SCSU	3:14	1/1	12/20@SCSU	1:15	0/0
12/27-BROWN	3:39	1/1	12/27-BROWN	:30	0/0	12/27-BROWN	0	---
12/28-N'EASTERN	3:03	1/0	12/28-N'EASTERN	3:59	4/1	12/28-N'EASTERN	0	---
1/2-MANKATO ST	5:18	7/0	1/2-MANKATO ST	4:30	1/0	1/2-MANKATO ST	:50	1/0
1/3-MANKATO ST	2:00	3/0	1/3-MANKATO ST	6:42	3/1	1/3-MANKATO ST	0	---
1/16-DENVER	0	---	1/16-DENVER	2:00	1/0	1/16-DENVER	0	---
1/17-DENVER	3:59	2/0	1/17-DENVER	4:40	3/0	1/17-DENVER	3:27	2/0
1/23-UMD	3:01	0/0	1/23-UMD	6:11	3/0	1/23-UMD	3:06	5/0
1/24-UMD	:15	0/0	1/24-UMD	2:36	5/1	1/24-UMD	4:25	10/2
1/30@Mich Tech	:54	1/1	1/30@Mich Tech	6:00	5/0	1/30@Mich Tech	0	---
1/31@Mich Tech	:43	2/1	1/31@Mich Tech	6:28	1/0	1/31@Mich Tech	7:07	3/0
2/6-WISCONSIN	2:19	0/0	2/6-WISCONSIN	:10	0/0	2/6-WISCONSIN	2:00	0/0
2/7-WISCONSIN	4:00	7/0	2/7-WISCONSIN	6:00	4/0	2/7-WISCONSIN	1:35	1/0
2/14@UND	2:35	3/1	2/14@UND	7:19	4/0	2/14@UND	3:31	2/0
2/15@UND	2:00	0/0	2/15@UND	4:04	4/0	2/15@UND	1:10	3/1
2/20-UAA	3:33	1/0	2/20-UAA	2:27	1/0	2/20-UAA	0	---
2/21-UAA	1:30	2/1	2/21-UAA	3:31	0/0	2/21-UAA	2:00	1/0
2/27@CC	4:00	2/0	2/27@CC	2:00	4/0	2/27@CC	2:00	1/0
2/28@CC	2:00	2/0	2/28@CC	5:10	9/2	2/28@CC	1:26	3/2
TOTAL	100:29	68/8	TOTAL	123:52	86/9	TOTAL	68:13	58/11

Power Play Recap--Last Series

	CC	Minn
Total Time	16:36	11:32
Shots On Goal	21	8
Goals Scored	4	1
Score % On Shots	.190	.125

Power Play Recap--Season

	Opp	Minn
Total Time	292:34	307:36
Shots On Goal	212	287
Goals Scored	28	32
Score % On Shots	.132	.111

STATS/CAREER WATCH

CAREER WATCH

Penalty/Penalty Minute Breakdown (number in parenthesis indicates opponents goals as a result)

Penalty	1st Period	2nd Period	3rd Period/OT	Total
Boarding	--	1/2	--	1/2
Charging	1/2	2/4	1/2	3/6
Checking/Behind	1/5	2/10	1/5 (1)	4/20 (1)
Cross Checking	5/10	10/20 (1)	6/12 (1)	21/42 (2)
Delay of Game	--	--	--	0/0
Elbowing	2/4	1/2	2/4	5/10
Fighting	--	--	--	0/0
Game Misconduct	1/10	2/20	1/10	4/40
Gross Misconduct	--	--	--	0/0
High Sticking	2/4 (1)	6/12	4/8	12/24 (1)
Holding	14/28 (1)	13/26 (1)	7/14 (2)	31/62 (4)
Hooking	6/12 (1)	3/6 (1)	4/8 (2)	13/26 (4)
Instigating	--	--	--	0/0
Interference	12/24 (1)	5/10	5/10 (2)	18/36 (3)
Kneeing	--	--	--	0/0
Misconduct	1/10	--	3/30	4/40
Roughing	31/62 (2)	29/58 (3)	59/118	116/232 (5)
Slashing	13/26 (2)	13/26 (1)	10/20 (2)	33/66 (5)
Spearing	--	--	--	0/0
Tripping	10/20	8/16 (2)	--	18/36 (2)
Unsports. Conduct	1/2	1/2	1/2	3/6
Too Many Men	--	1/2	2/4 (1)	3/6 (1)
Hit After Whistle	1/2	--	--	1/2
Butt Ending	--	--	--	0/0
Game DQ	--	--	--	0/0
Holding the Stick	4/8	5/10	1/2	9/18
Bench	1/2	--	--	1/2
Other	--	1/5	2/4	2/4
TOTAL	106/231 (8)	103/231 (9)	109/253 (11)	318/715 (28)

Steve DeBus

Games Played

Games	Player	Years
98	Robb Stauber	1986-89
96	John Blue	1984-87
96	Jeff Callinan	1991-95
94	Jeff Stolp	1988-92
91	Steve DeBus	1995-present

Wins

Wins	Player	Years
73	Robb Stauber	1986-89
64	John Blue	1984-87
56	Jeff Stolp	1988-92
51	Steve DeBus	1995-present

Goals Against Average

GAA	Player	Years
2.48	Jim Mattson	1951-54
2.77	Robb Stauber	1986-89
3.08	Steve DeBus	1995-present

Saves Percentage

Saves %	Player	Years
.906	Jim Mattson	1951-54
.906	Robb Stauber	1986-89
.902	Murray McLachlan	1967-70
.896	Brad Shelstad	1970-74
.890	Steve DeBus	1995-present

Minutes Played

Minutes	Player	Years
5,717	Robb Stauber	1986-89
5,441	John Blue	1984-87
5,416	Steve Janaszak	1975-79
5,289	Jeff Callinan	1991-95
5,180	Steve DeBus	1995-present

Shutouts

Shutouts	Player	Years
7	Robb Stauber	1986-89
7	John Blue	1984-87
6	Steve DeBus	1995-present

Ryan Kraft

Total Points

Points	Player (place)	Years
298	John Mayasich (1)	1951-55
269	Pat Micheletti (2)	1982-86
241	Corey Millen (3)	1982-87
216	Brian Bonin (6)	1992-96
163	Scott Bjugstad (14)	1979-83
161	Grant Bischoff (T-15)	1987-91
161	Tom Rothstein (T-15)	1980-85
159	Ryan Kraft (T-17)	1994-present

WCHA Championships

Regular Season

1953, 1954, 1970, 1975, 1981, 1983
1988, 1989, 1992, 1997

Playoff

1983, 1993, 1994, 1996

NCAA Championships

1974, 1976, 1979

All-Time Record

Minnesota owns an all-time record of 1,302-732-104 (.633) in 76-plus seasons of hockey (2,138 games)

Golden Gophers On The Airwaves

KSTP-AM 1500: KSTP is back as the Golden Gophers' official radio home for the 1997-98 season. Dan Terhaar calls the action with former Golden Gopher and North Stars head coach Glen Sonmor handling color commentary. KSTP's Robb Leer offers pregame, intermission and postgame interviews. KSTP-AM 1500 is slated to cover all Golden Gopher games during the 1997-98 season.

Midwest Sports Channel: MSC will broadcast 28 Golden Gopher hockey regular-season games in 1997-98, including the Dodge/Mariucci Classic in addition to the 1998 WCHA Final Five. Frank Mazzocco and Tom Reid will once again handle the broadcast duties. Ryan Lefebvre will anchor the pregame show and conduct the between period interviews. MSC's pregame lineup for Golden Gopher hockey will include the "Doug Woog Show" one hour before game time, and MSC Sports Connection, which will air one half-hour before faceoff.

GOLDEN GOPHER HOCKEY

Weekly Release & Notes/March 9, 1998

University of Minnesota Men's Athletics
Media Relations Office
Phone: 612.625.4090 • Fax: 612.625.0359
<http://www.gophersports.com>
Hockey Contact: Brad Ruiter

WCHA First Round Playoff Series

Minnesota (16-20-0, 12-16-0) at Minnesota-Duluth (19-15-2, 14-12-2)

Friday, March 13	7:05 p.m.	DECC	Duluth, Minn.
Saturday, March 14	7:05 p.m.	DECC	Duluth, Minn.
Sunday, March 15 (if necessary)	7:05 p.m.	DECC	Duluth, Minn.

Series Information

Minnesota leads 102-54-9
Last 10 games - Minnesota leads 7-3-0
First meeting - 12/13/52, MN 14-2
Last meeting - 1/24/98, MN 6-5
Minnesota's longest win streak - 12
Minnesota-Duluth's longest win streak - 4
'90s - MN 25-9-2
'80s - MN 27-21-3
'70s - MN 30-15-3
'60s - MN 19-9-1
'50s - MN 1-0-0
Exhibition games - MN 1-0-0

Radio/TV: The Minnesota/UMD series will be broadcast live by KSTP-AM (1500). All games will be telecast live by Midwest Sports Channel (MSC).

Tickets: Tickets for the first round playoff series can be purchased by calling Ticketmaster at (612) 989-5151.

Golden Gophers Last Weekend: The Golden Gophers closed out the regular season with a home-and-home sweep of St. Cloud State University. Minnesota won 6-2 on Friday at National Hockey Center before claiming a 5-3 win on Saturday evening at Mariucci Arena.

Bulldogs Last Weekend: The Bulldogs put the wraps on the regular season with a road sweep at Denver (6-2, 5-4 ot) on Sunday and Monday.

During The Regular Season vs. UMD: The Golden Gophers won three of the four meetings between the two teams during the regular season. The Bulldogs claimed their only win (5-3) in the first game at the DECC before Minnesota gained a series split with a convincing 5-1 win the next night. A late January series in Minneapolis resulted in a Golden Gopher sweep (7-1, 6-5) • Dave Spehar (5-2-7), Wyatt Smith (4-3-7), Reggie Berg (3-4-7), and Ryan Kraft (1-6-7) all scored seven points in the four games • a total of 10 Golden Gophers scored goals against the Bulldogs in the four games • the 21 Minnesota goals in the four games were the most they scored in a season series this year • Minnesota was 5-for-20 (.250) on the power play, while UMD was 5-for-24 (.208) with the man advantage • Minnesota outscored the Bulldogs 9-2 and outshot them 54-36 in the first period of the four games

Series Notes: Minnesota leads the series 11-3-0 (.786) in games played in the month of March • Doug Woog is 47-14-2 (.762) in 63

career games against the Bulldogs • the Golden Gophers are 10-1-2 in 13 games decided by one goal or less in the '90s • Minnesota has opened the road portion of its schedule in Duluth each of the last two seasons • Minnesota has outscored UMD 16-4 in the last eight games of the series • the Bulldogs have scored 13 second period goals in their last three wins in the series • 32 of the 71 goals scored in the last eight games in the series have been in the second period

Team Comparisons (1997-98 season)

Minnesota-Duluth		Minnesota	
31/186 (.167)	PP	34/206 (.165)	
24/138 (.174)	WCHA PP	22/151 (.146)	
161/186 (.866)	PK	147/177 (.831)	
130/150 (.867)	WCHA PK	116/137 (.847)	
7-2-1 (.750)	Last 10	6-4-0 (.600)	
7-7-1 (.500)	vs. PWR Top 12	6-12-0 (.333)	

Career Scoring vs. Minnesota-Duluth

Player (games)	G-A-Pts
Ryan Kraft (18)	9-17-26
Reggie Berg (12)	8-7-15
Casey Hankinson (18)	4-10-14
Wyatt Smith (12)	6-5-11
Dave Spehar (8)	7-3-10
Bill Kohn (8)	0-7-7
Mike Anderson (12)	2-4-6
Jason Godbout (16)	1-4-5
Brett Abrahamson (7)	3-1-4
Rico Pagel (8)	0-4-4
Aaron Miskovich (3)	1-2-3
Nate Miller (8)	2-0-2
Stuart Senden (4)	1-0-1
Erik Westrum (4)	1-0-1
Ben Clymer (4)	0-1-1

Career Scoring Notes: Kraft has 13 points (3-10-13) in the last eight games against the Bulldogs • Smith scored two goals in each of the games in Duluth earlier this season • Berg had 3-2-5 against the Bulldogs in Minneapolis this season to add to the five goals he scored against UMD as a freshman

Steve DeBus Game-By-Game vs. UMD

Date	W/L	Min	GA	GAA	SV	SV%
1/23/98	W	60:00	1	1.00	31	.969
10/25/97	W	60:00	1	1.00	25	.962
10/24/97	L	58:24	5	5.13	39	.886
2/15/97	W	60:00	1	1.00	20	.952
2/14/97	L	57:35	6	6.26	35	.854
10/26/96	W	60:00	3	3.00	22	.880
10/25/96	L	60:00	7	7.00	33	.825
1/13/96	W	60:00	1	1.00	32	.970
10/18/95	W	60:00	0	0.00	21	1.000
Totals	6-3-0	535:59	25	2.80	258	.912
<i>Games in italics are at DECC</i>						
At DECC						
5 games	3-2-0	298:24	16	3.22	140	.897

SCHEDULE/RESULTS

Oct. 10	&vs. Michigan (exhibition)	L 2-3
Oct. 17	MAINE	L 1-6
Oct. 18	MAINE	W 3-2
Oct. 24	@Minn-Duluth	L 3-5
Oct. 25	@Minn-Duluth	W 5-1
Oct. 31	NORTH DAKOTA	W 6-5
Nov. 1	NORTH DAKOTA	L 2-3
Nov. 7	@Wisconsin	W 4-2
Nov. 8	@Wisconsin	L 2-3
Nov. 14	@Alaska-Anchorage	L 2-3
Nov. 15	@Alaska-Anchorage	L 2-3
Nov. 21	COLORADO COLLEGE	L 1-5
Nov. 22	COLORADO COLLEGE	L 3-4 (ot)
Nov. 28	#@Michigan	L 3-4
Nov. 30	#@Michigan State	L 2-3
Dec. 19	ST. CLOUD STATE	L 1-3
Dec. 20	@St. Cloud State	L 1-4
Dec. 27	^BROWN	W 6-3
Dec. 28	^NORTHEASTERN	L 2-4
Dec. 30	*HV-71 (exhibition)	L 2-10
Jan. 2	MANKATO STATE	W 6-2
Jan. 3	MANKATO STATE	W 4-3
Jan. 16	DENVER	L 2-5
Jan. 17	DENVER	W 5-2
Jan. 23	MINN-DULUTH	W 7-1
Jan. 24	MINN-DULUTH	W 6-5
Jan. 30	@Michigan Tech	L 3-5
Jan. 31	@Michigan Tech	L 3-5
Feb. 6	WISCONSIN	W 4-1
Feb. 7	&WISCONSIN	W 7-0
Feb. 14	@North Dakota	L 2-4
Feb. 15	@North Dakota	L 3-5
Feb. 20	ALASKA-ANCHORAGE	W 3-0
Feb. 21	ALASKA-ANCHORAGE	W 4-2
Feb. 27	@Colorado College	L 3-4
Feb. 28	@Colorado College	L 6-9
March 6	@St. Cloud State	W 6-2
March 7	ST. CLOUD STATE	W 5-3
March 13	@Minn-Duluth	7:05 p.m.
March 14	@Minn-Duluth	7:05 p.m.
March 15	@Minn-Duluth (if necessary)	7:05 p.m.
Mar. 19-21	WCHA Final Five Milwaukee, Wis.	
Mar. 27-29	NCAA Regional Ann Arbor/Albany	
Apr. 2-4	NCAA Championships Boston	
^ - Mariucci Classic (at Mariucci Arena)		
& - Target Center # - College Hockey Showcase		



CHECKS & POINTS

Team Notes

With a total home attendance of 201,126 for 20 home dates, Minnesota became the first school in NCAA hockey history to average over 10,000 per game in a single season (10,056 average)

Minnesota has started a game with 12 forwards and six defensemen just two times in its last 23 games and for a total of 16 games this season - only 10 players have played in all 36 games this season

The Golden Gophers are 10-1-0 in their last 11 home games and finished the season by winning their last eight home encounters

Despite being four games under .500 overall (16-20-0) and in the WCHA (12-16-0), Minnesota has outscored its opponents by seven goals in all games (128-121) and league contests (101-94)

Minnesota outshot St. Cloud State 144-83 in the four games played between the two teams this season, including a 80-33 margin at Mariucci Arena

Minnesota became the first school in WCHA history to have a player own or share the league's scoring title in four consecutive seasons

With their 5-3 win on Saturday night over SCSU, the Golden Gophers have now been victorious on 14 straight "senior nights"

By scoring six times in the win over SCSU on Friday, the 1997-98 Golden Gophers became the first Minnesota team to score at least six goals in back-to-back road games since Jan. 24-25, 1992 (6-3, 8-2 at Colorado College)

Of Minnesota's 20 losses this season, 11 have been by either one or two goals including empty-net tallies - eight of Minnesota's 13 road losses this season have also been in that category

The team that reaches three goals first has won 33 of Minnesota's 36 games this season

Minnesota has swept or been swept the last seven and 10 of its last 11 WCHA series

For the first time in 21 seasons, (1976-77) Minnesota will open the first round of the WCHA playoffs on the road. To put that statistic into perspective, the second longest current streak in the league of hosting a first-round playoff series is Colorado College - the Tigers have been at home in each of the last four seasons for the best two-of-three series

The Golden Gophers have won at home and lost on the road in 14 of its last 15 WCHA games

Individual Notes

#5 Ryan Trebil

So., 6-1, 206, Bloomington, Minn.

- ✓ Scored his second goal of the season in Friday night's 6-2 win at SCSU
- ✓ Second on the team in penalties (31) and penalty minutes (73) - but has not served time in the penalty box in six of the last seven games
- ✓ Tied for the team lead in plus/minus in all games (+7) and leads in league contests (+9)
- ✓ Has even or positive +/- rating in each of the last 15 games

#7 Ryan Kraft

Sr., 5-9, 190, Moorhead, Minn.

- ✓ Scored a point in 16 of his last 18 games (8-18-26), and has scored in 13 of 14 games since his return to the lineup (7-14-21)
- ✓ In 15th place on the school's all-time scoring list with 162 points (60 goals, 102 assists)
- ✓ Owns the team's longest point-scoring streak this season (10 games, Jan. 23 to Feb. 21), tying him with Reggie Berg (Jan. 2 to Feb. 7) for the longest of the season
- ✓ Has 18-19-37 in 25 games in February and March during the last two seasons
- ✓ Tied for team lead with 4-13-17 in 20 career postseason games
- ✓ Second on the team in road scoring with 3-14-17 in 15 games played
- ✓ Leads the team in assists (24), and is fourth in overall scoring (9-24-33)
- ✓ Has 13 straight games with an even or positive +/- rating (+11 in that span)
- ✓ Missed seven games this season due to injury

#8 Brett Abrahamson

Sr., 5-11, 189, Oakdale, Minn.

- ✓ Scored only two-goal game of his career earlier this season vs. Minnesota-Duluth (Jan. 24)
- ✓ Leads the team with a +8 in four games this season against UMD

#9 Casey Hankinson

Sr., 6-1, 202, Edina, Minn.

- ✓ Tied for team lead with 9-8-17 in 20 career postseason games
- ✓ Scored overtime game-winning goal against UMD in a WCHA first round playoff game as a freshman (March 10, 1995)
- ✓ Notched five assists vs. UMD this season
- ✓ Scored game-winning goal in Saturday's 5-3 win over SCSU
- ✓ Has 8-8-16 in home games and 1-4-5 in road contests this season
- ✓ Slowed by a variety of injuries (two hips, hand, shoulder, concussion, illness), but has missed just four games this season

#11 Dave Spehar

So., 5-7, 185, Duluth, Minn.

- ✓ Goal in the Feb. 27 game at Colorado College was featured on ESPN's "Plays Of The Week"
- ✓ Scored a goal in each of the wins over SCSU
- ✓ Leads the team with five goals in four games this season against UMD
- ✓ Scored four goals in six postseason games
- ✓ Third on the team in scoring (17-18-35)
- ✓ Scored a point in 16 of his last 20 games (13-12-25 in those games)
- ✓ Leads the team with eight power-play goals
- ✓ Connected for 12 of his 17 goals this season at home and 13 of 17 markers in Minnesota wins
- ✓ Leads the team with 12-13-25 at home
- ✓ Has scored a point in each of the last five games (4-3-7)

#17 Wyatt Smith

Jr., 5-11, 197, Warroad, Minn.

- ✓ Scored 1-2-3 in last season's first-round playoff sweep of UAA
- ✓ Scored career highs of four goals and five points in Feb. 28 game at Colorado College - was named WCHA Offensive Player of the Week for the five-goal weekend
- ✓ Crafted two hat tricks in February
- ✓ Scored 10 goals in the month of February this season
- ✓ Leads the team in scoring (23-20-43)
- ✓ Scored two or more goals in six games this season - eight times in his career
- ✓ Leads the team with 11 multiple-point games
- ✓ His 43 points this season has already eclipsed his point production from his freshman and sophomore seasons combined (39)
- ✓ Totals of 35-31-66 in his last 55 games
- ✓ Has of 10-5-15 and +10 in his last nine games
- ✓ Has 18 career multiple-point games
- ✓ Has 10 home goals and 13 road goals
- ✓ Scored 27 points (11 goals, 16 assists) and is a +16 in 16 wins

#19 Reggie Berg

Jr., 5-11, 182, Anoka, Minn.

- ✓ Led the WCHA in scoring (17-17-34)
- ✓ Scored third career hat trick and fired 11 shots on goal to lead Minnesota to a 6-2 win on Friday
- ✓ Leads active Minnesota players with 5-2-7 in four WCHA first-round playoff games
- ✓ Career totals of 53-55-108 in 114 games
- ✓ Second on the team in scoring (19-18-37)
- ✓ Pacing Minnesota this season with 164 shots on goal through 36 games
- ✓ Minnesota is 25-1-0 in his career when he scores more than one point in a game
- ✓ Scored a point in 16 of his last 20 games
- ✓ Has 13-13-26 in Minnesota's 16 wins and 6-5-11 in the team's 20 losses
- ✓ Scored 26 points (13 goals, 13 assists) and is a +18 in 16 wins

#21 Mike Lyons

So., 6-0, 204, St. Paul, Minn.

- ✓ Scored an assist in each game last weekend against SCSU (+3 for the series)

#24 Bill Kohn

So., 6-0, 192, Roseville, Minn.

- ✓ +7 in four regular season games against UMD

#29 Rico Pagel

So., 5-11, 190, Minnetonka, Minn.

- ✓ Scored third multiple-point game of the season with 1-1-2 in Saturday's win over SCSU
- ✓ Has 4-8-12 in 16 wins and 1-3-4 in 20 losses
- ✓ Totals of 4-10-14 in 18 games since Jan. 1 in contrast to 1-1-2 in 18 games before Jan. 1

#34 Steve DeBus

Sr., 5-9, 177, Rochester, Minn.

- ✓ Has 2-1-0 record with 2.35 GAA and .931 saves percentage in three games vs. UMD this season
- ✓ Allowed just seven goals and stopped 136 of 143 shots in his final six games at home
- ✓ Has a 1.71 goals-against average and .935 saves percentage in his 13 wins and 4.15 goals-against average with .861 saves percentage in his 18 losses this season
- ✓ Has lower goals-against average overall (3.10 this season, 3.15 last season) and a higher saves percentage (.891 compared to .888) than he had last season - when he was 1996-97 WCHA First Team goaltender

FINAL 1997-98 WCHA REGULAR SEASON STANDINGS

Team (Overall Record)	GP	W	L	T	Pts	GF	GA	GDiff
1. North Dakota (27-6-1)	28	21	6	1	43	127	80	+47
2. Wisconsin (22-13-1)	28	17	10	1	35	102	88	+14
3. Colorado College (22-11-3)	28	16	10	2	34	111	93	+18
4. St. Cloud State (19-13-2)	28	16	11	1	33	101	90	+11
5. Minnesota-Duluth (19-15-2)	28	14	12	2	30	94	90	+4
6. Minnesota (16-20-0)	28	12	16	0	24	101	94	+7
7. Michigan Tech (16-18-3)	28	10	17	1	21	79	116	-37
8. Denver (11-23-2)	28	8	18	2	18	91	119	-28
9. Alaska-Anchorage (6-23-5)	28	5	19	4	14	45	81	-36

Friday, March 13

Mankato State @ North Dakota
Alaska-Anchorage @ Wisconsin
Denver @ Colorado College
Michigan Tech @ St. Cloud State
Minnesota @ Minnesota-Duluth

Saturday, March 14

Mankato State @ North Dakota
Alaska-Anchorage @ Wisconsin
Denver @ Colorado College
Michigan Tech @ St. Cloud State
Minnesota @ Minnesota-Duluth

Sunday, March 15 (if necessary)

Mankato State @ North Dakota
Alaska-Anchorage @ Wisconsin
Denver @ Colorado College
Michigan Tech @ St. Cloud State
Minnesota @ Minnesota-Duluth

The Last Time

Minnesota Swept A Road Series:

January 24-25, 1997 @ Michigan Tech
(5-2, 8-4)

Minnesota Was Swept In A Road Series:

February 27-28, 1998 @ Colorado College (4-3, 9-6)

Minnesota Swept A Home Series: February

20-21, 1998 vs. Alaska-Anchorage (3-0, 4-2)

Minnesota Was Swept In A Home Series:

November 21-22, 1997 vs. Colorado College
(5-1, 4-3 ot)

Minnesota Shut Out An Opponent: February

20, 1998 vs. Alaska-Anchorage @ Mariucci
Arena (Steve DeBus, 3-0)

An Opponent Shut Out Minnesota: March 4,

1995 @ St. Cloud State (Brian Leitza, 3-0)

Minnesota Player Scored A Hat Trick: March

6, 1998 (Reggie Berg, 6-2 Minnesota win)

Minnesota Player Scored A Natural Hat Trick:

December 30, 1994 @ Mariucci Arena vs. Yale
(Ryan Kraft, 6-2 Minnesota win)

An Opponent Scored A Hat Trick: February 1,

1997 @ North Dakota (Jason Blake, 6-2
Minnesota loss)

Minnesota Player Scored Four Goals In A

Game: February 28, 1998 (Wyatt Smith, 9-6
Minnesota loss)

Minnesota Had 50 or More Shots On Goal In

A Game: March 14, 1997 vs. St. Cloud State at
WCHA Final Five (52 shots, 5-4 Minnesota
overtime win)

Opponent Had 50 or More Shots On Goal In A

Game: January 31, 1997 @ North Dakota (51
shots, 6-4 Minnesota loss)

Minnesota Player Scored A Shorthanded

Goal: March 6, 1998 at St. Cloud State (Reggie
Berg, 6-2 Minnesota win)

Minnesota Won In Overtime: March 14, 1997

vs. St. Cloud State at WCHA Final Five (5-4)

Minnesota Lost In Overtime: November 22,

1997 vs. Colorado College (4-3)

Minnesota Tied In Overtime: February 21,

1997 @ Colorado College (3-3)

Minnesota Scored 10 Goals Or More In A

Game: November 9, 1996 vs. North Dakota (10-
6 Minnesota win)

Opponent Scored 10 Goals Or More In A

Game: January 30, 1993 @ Michigan Tech (10-2
Minnesota loss)

WCHA First Round Playoff Success

Minnesota has a 46-13-2 (.770) record in
WCHA first-round playoff games, and is 20-1
(.952) in first round games since the current
Final Four/Five format was adopted in
1987-88. The following is a breakdown of
Minnesota's first round foes in Doug Woog's
12 seasons as head coach:

Year	Opponent	Scores
1996-97	Alaska-Anchorage	W 8-2, 5-1
1995-96	Alaska-Anchorage	W 6-4, 7-1
1994-95	Minnesota-Duluth	W 5-4, 4-3
1993-94	Denver	W 8-5, 6-3
1992-93	North Dakota	W 6-4, 5-4
1991-92	North Dakota	L 3-5, W 9-2, 3-1
1990-91	Michigan Tech	W 5-3, 6-5
1989-90	Colorado College	W 9-3, 9-2
1988-89	Colorado College	W 5-4, 7-1
1987-88	Colorado College	W 7-0, 5-0
1986-87	Michigan Tech	W 9-4, 8-5
1985-86	Colorado College	W 10-4, 4-3

First Round WCHA Playoff Records vs:

North Dakota (4-3-0), St. Cloud State (have
not played), Wisconsin (1-2-0), Colorado
College (14-1-1), Minnesota-Duluth (7-2-0),
Michigan Tech (8-0-0), Denver (2-2-0),
Alaska-Anchorage (4-0-0), Northern
Michigan (1-1-0), Michigan (4-1-1), Notre
Dame (1-1-0)

Notes: Sixth-place teams have defeated
fifth-place teams in two of the last three
WCHA first-round playoff series • home
teams have a cumulative record of 178-54-9
(.757) in first-round playoff games • home
teams have won 37 of 45 series since the
inception of the WCHA Final Four/Five • the
last time Minnesota opened the playoffs on
the road (1976-77), they defeated Notre
Dame in a two-game, total-goal series in
South Bend, Ind. (L 1-5, W 9-2; won series
10-7) • ties were during the seasons of the
two-game, total-goal series format

Woog's Window

Minnesota Head Coach Doug Woog has
produced unparalleled numbers as the man
behind the Golden Gopher bench over the
last 12 seasons. Entering Friday's game,
Woog has a career record of 373-166-31
(.682) overall and a WCHA mark of
270-116-29 (.686). Minnesota has appeared
in the NCAA Tournament in each of
Woog's 12 seasons and has finished first or
second in the WCHA in 11 of his 12 cam-
paigns. Among Woog's regular media
appearances are: WCCO-AM (830) with
Moose Miller, Mondays and Fridays at 5:35
p.m. KSTP-AM (1500) with Pat Reusse and
Joe Soucheray, Saturday mornings at 11
a.m., Mondays at a to be determined time,
and the postgame show. KARE-TV (Ch. 11)
Gopher Sports Extra on selected Saturdays
during the 1997-98 season.

WCHA Facts Of Note: Reggie Berg became

the fourth consecutive Golden Gopher (Brian
Bonin, 1994-95 and 1995-96; Mike Crowley,
1996-97) to own or share the WCHA scoring
title with 17-17-34 in conference games •

Wyatt Smith tied for the WCHA lead in goal
scoring in all games (23) and conference
games (17) • the Golden Gophers own a
1,244-998 advantage in shots on goal (almost
seven per game) in WCHA games •

Minnesota has outscored its opponents 36-30
in the first period of conference games, but
has been outnumbered 39-36 in the third
period of league games • Wyatt Smith fin-
ished tied for third in the league in scoring
(all games) with 23-20-43, six points behind
leader Brian Swanson of Colorado College
(15-34-49) • the Golden Gophers finished
fifth in the WCHA in league penalty kill, and
second in the league in home penalty kill
(57-for-66, 86.3 percent) • Minnesota ranked
seventh in the league power play statistics
(22-for-151, 14.6 percent) • Steve DeBus is
tied for the all-time WCHA lead with six
career shutouts in league games • Minnesota
is one of only two teams in the league, along
with Alaska-Anchorage, who has not had a
game disqualification penalty yet this season
• the WCHA will announce its annual post-
season awards at a press conference at 5 p.m.
on Thursday, March 19 in the media room at
the Bradley Center in Milwaukee, Wis.

Aches & Pains This Week

Player (injury)	Status
Mike Anderson (knee)	questionable
Ben Clymer (shoulder)	out
Erik Day (groin)	doubtful
Casey Hankinson (variety)	probable
Ryan Kraft (hand)	probable
Dylan Mills (groin)	probable
Aaron Miskovich (facial)	probable
Stuart Senden (shoulder)	out

TEAM SEASON HIGHS/LOWS

MOST GOALS/GAME	(7) 1/23 vs. Minnesota-Duluth; 2/7 vs. Wisconsin
LEAST GOALS/GAME	(1) 10/17 vs. Maine; 11/21 vs. Colorado College; 12/19 & 12/20 vs. St. Cloud St.
MOST ASSISTS/GAME	(14) 1/23 vs. Minnesota-Duluth
LEAST ASSISTS/GAME	(0) 11/21 vs. Colorado College
MOST GOALS AGAINST/GAME	(9) 2/28 @ Colorado College
LEAST GOALS AGAINST/GAME	(0) 2/7 vs. Wisconsin; 2/20 vs. Alaska-Anchorage
MOST ASSISTS AGAINST/GAME	(13) 2/28 @ Colorado College
LEAST ASSISTS AGAINST/GAME	(0) 2/7 vs. Wisconsin; 2/20 vs. Alaska-Anchorage
MOST GOALS/PERIOD	(3) 12 times, most recent-2nd period, 3/7 vs. St. Cloud State
MOST GOALS AGAINST/PERIOD	(5) 3rd period, 2/15 @ No. Dakota; 1st period, 2/28 @ Colo. College
MOST SHOTS ON GOAL/GAME	(47) 12/27 vs. Brown
LEAST SHOTS ON GOAL/GAME	(18) 2/14 @ North Dakota; 2/15 @ North Dakota
MOST SHOTS AGAINST/GAME	(44) 10/24 @ UMD
LEAST SHOTS AGAINST/GAME	(9) 12/19 vs. St. Cloud State
MOST SHOTS ON GOAL/PERIOD	(20) 1st, 12/27 vs. Brown; 2nd, 3/7 vs. St. Cloud State
MOST SHOTS AGAINST/PERIOD	(19) 3rd, 1/24 vs. Minnesota-Duluth
MOST PENALTIES/GAME	(16) 1/2 vs. Mankato State; 2/6 vs. Wisconsin
LEAST PENALTIES/GAME	(3) 1/16 vs. Denver
MOST PIM/GAME	(47) 1/31 @ Michigan Tech
LEAST PIM/GAME	(6) 1/16 vs. Denver
MOST OPP. PENALTIES/GAME	(21) 12/28 vs. Northeastern
LEAST OPP. PENALTIES/GAME	(3) 2/27 @ Colorado College
MOST OPP. PIM/GAME	(43) 2/6 vs. Wisconsin
LEAST OPP. PIM/GAME	(6) 2/28 @ Colorado College

MULTIPLE-POINT GAMES

Player(games)	Last Time	Record
Smith (11)	2/28 @ CC (4g, 1a)	8-3-0
Berg (10)	3/6 @ SCSU (3g)	9-1-0
Kraft (9)	3/6 @ SCSU (1g, 1a)	5-4-0
Spehar (7)	3/7 vs. SCSU (1g, 1a)	6-1-0
Anderson (6)	1/31 @ MTU (2g)	2-4-0
Hankinson (6)	3/7 vs. SCSU (1g, 1a)	5-1-0
Mills (3)	1/3 vs. Mankato St. (2a)	3-0-0
Pagel (3)	3/7 vs. SCSU (1g, 1a)	2-1-0
Kohn (2)	1/24 vs. UMD (2a)	2-0-0
Miskovich (2)	11/28 vs. Michigan (1g, 2a)	1-1-0
Abrahamson (1)	1/24 vs. UMD (2g)	1-0-0
Senden (1)	2/7 vs. WIS (2g)	1-0-0
Trebil (1)	1/17 vs. Denver (2a)	1-0-0
Westrum (1)	10/31 vs. UND (2g)	1-0-0

1997-98 WCHA WEEKLY HONORS

(date indicates when the award was announced)

OFFENSIVE PLAYER OF THE WEEK

November 10	Reggie Berg (@ Wisconsin)
March 2	Wyatt Smith (@Colorado College)

DEFENSIVE PLAYER OF THE WEEK

October 27	Steve DeBus (@ UMD)
January 26	Brett Abrahamson (vs. UMD)
February 9	Steve DeBus (vs. Wisconsin)

ROOKIE OF THE WEEK

November 3	Aaron Miskovich (vs. UND)
------------	---------------------------

DID YOU KNOW...

Friday night's goal by defenseman Ryan Trebil is the only goal by a Minnesota blueliner in the team's last 28 tallies • Minnesota is 14-1-0 when scoring four or more goals this season and just 2-19-0 when marking three or less • the Golden Gophers have outscored teams on the road in the third period by the count of 6-3 in its last three games - in its previous four league road games, Minnesota had been outnumbered 11-1 in the final frame • the Golden Gophers are 14-9-0 this season in the state of Minnesota • Minnesota-Duluth was 10-9-1 (.525) at home this season • the Golden Gophers won for the first time this season on Saturday (vs. SCSU) when trailing after the first period (1-12-0) • Minnesota has three hat tricks (Smith 2, Berg 1) in their last nine games after going the first 27 games of the 1997-98 season without a three-goal performance • Minnesota has averaged less than six penalties (35 total) and 12 penalty minutes (70 total) in the last six games • Wyatt Smith is the only Golden Gopher with more than 10 goals on the road this season - he has 13 of his 23 goals away from home • Minnesota is 14-7-0 when scoring first, but is 2-13-0 when its opponents score the first goal of the game. The Golden Gophers are 61-15-2 (.795) in their last 78 games when scoring first • Minnesota will open the 1998-99 college hockey season by hosting the second annual Ice Breaker Invitational at Mariucci Arena on Oct. 9-10. The teams tentatively scheduled for the event are New Hampshire, Miami, and Boston College • Minnesota has not been shut out in its last 129 games (last time, March 4, 1995 at St. Cloud State, 3-0), and in that same time span has shut out its opponent on 12 occasions • Minnesota is on pace to post its lowest power-play percentage in a single season (.165 this season; .170 in 1993-94) since that record has been kept (1978-79 season) • the Golden Gophers have outscored their opponents 28-8 in the first period of wins this season • Minnesota has not won on the road (0-9-0) when its opponents score first • Minnesota has just one tie in its last 103 games • Minnesota owns a record of 4-8 in one-goal games • Minnesota has eclipsed 40 shots on goal in a game 10 times this season - opponents have only hit that number on two occasions in 1997-98

Minnesota's Record When In 1997-98

Overall Record	16-20-0
WCHA Record	12-16-0
Home Record	13-7-0
Road Record	3-13-0
Neutral Site Record	0-0-0
Last 20 Games	12-8-0
Last 10 Games	6-4-0
Last 5 Games	3-2-0

Power Play	34 of 206 (.165)
Penalty Kill	147 of 177 (.831)
Scoring A Power-Play Goal	12-10-0
Not Scoring A Power-Play Goal	4-10-0
Allowing A Power-Play Goal	7-13-0
Not Allowing A Power-Play Goal	9-7-0
Scoring A Short-Handed Goal	3-1-0
Allowing A Short-Handed Goal	1-5-0

Penalties/Avg. Per Game	329/9.1
Penalty Minutes/Avg. Per Game	737/205
10 Or More Penalties	8-11-0
Fewer Than 10 Penalties	8-9-0
More Penalties Than Opponent	3-6-0
Fewer Penalties Than Opponent	9-9-0
Same Amount Of Penalties	4-5-0

In One-Goal Games	4-8-0
In Two-Goal Games	9-7-0
In Three-Goal or More Games	3-5-0
In Overtime Games	0-1-0
Scoring 4 or More Goals	14-1-0
Scoring 3 or Fewer Goals	2-19-0
Scoring 3 or More Goals	16-8-0
Scoring 2 or Fewer Goals	0-12-0
Allowing 4 or More Goals	2-14-0
Allowing 3 or Fewer Goals	14-6-0

Scoring First Goal Of Game	14-7-0
Opponents Score First	2-13-0
Leading After One Period	12-3-0
Trailing After One Period	1-12-0
Tied After One Period	3-5-0
Scoring First Goal Of Second Period	6-8-0
Leading After Two Periods	14-3-0
Trailing After Two Periods	0-13-0
Tied After Two Periods	2-4-0
Scoring First Goal Of Third Period	12-5-0

Having 10-19 Shots On Goal	0-2-0
Having 20-29 Shots On Goal	2-2-0
Having 30-39 Shots On Goal	10-10-0
Having 40 or More Shots On Goal	4-6-0
Allowing Fewer Than 10 Shots On Goal	0-1-0
Allowing 10-19 Shots On Goal	2-1-0
Allowing 20-29 Shots On Goal	9-9-0
Allowing 30-39 Shots On Goal	5-7-0
Allowing 40 or More Shots On Goal	0-2-0
Outshooting Opponent	14-11-0
Opponent Outshoots Minnesota	2-9-0
Shots Are Even	0-0-0

October	3-2-0
November	1-8-0
December	1-3-0
January	5-3-0
February	4-4-0
March	2-0-0
First Game Of A Series	8-10-0
Second Game Of A Series	8-10-0
Series Record	5-7-6
Games Following A Win	7-8-0
Games Following A Loss	9-12-0
Games Following A Tie	0-0-0

University of Minnesota
1997-98 Men's Ice Hockey Statistics
Record: 16-20/12-16 WCHA

Date	Opponent	Score	Record	Site	Attend	Goaltender of Record	
10/17	Maine	1 - 6 L	0- 1	H Mariucci Arena	9866	Steve DeBus	0- 1
10/18	Maine	W 3 - 2	1- 1	H Mariucci Arena	9749	Steve DeBus	1- 1
10/24	*Minnesota-Duluth	3 - 5 L	1- 2	A Duluth, Minn.	5590	Steve DeBus	1- 2
10/25	*Minnesota-Duluth	W 5 - 1	2- 2	A Duluth, Minn.	5420	Steve DeBus	2- 2
10/31	*North Dakota	W 6 - 5	3- 2	H Mariucci Arena	9847	Steve DeBus	3- 2
11/ 1	*North Dakota	2 - 3 L	3- 3	H Mariucci Arena	9859	Steve DeBus	3- 3
11/ 7	*Wisconsin	W 4 - 2	4- 3	A Madison, Wis.	8323	Steve DeBus	4- 3
11/ 8	*Wisconsin	2 - 3 L	4- 4	A Madison, Wis.	8340	Steve DeBus	4- 4
11/14	*Alaska-Anchorage	2 - 3 L	4- 5	A Anchorage, Alaska	4733	Steve DeBus	4- 5
11/15	*Alaska-Anchorage	2 - 3 L	4- 6	A Anchorage, Alaska	5375	Steve DeBus	4- 6
11/21	*Colorado College	1 - 5 L	4- 7	H Mariucci Arena	9837	Steve DeBus	4- 7
11/22	*Colorado College	3 - 4 L OT	4- 8	H Mariucci Arena	9821	Steve DeBus	4- 8
11/28	Michigan	3 - 4 L	4- 9	A Ann Arbor, Mich.	6498	Steve DeBus	4- 9
11/30	Michigan State	2 - 3 L	4-10	A East Lansing, Mich.	6264	Steve DeBus	4-10
12/19	*St. Cloud State	1 - 3 L	4-11	H Mariucci Arena	9809	Steve DeBus	4-11
12/20	*St. Cloud State	1 - 4 L	4-12	A St. Cloud, Minn.	7051	Erik Day	0- 1
12/27	Brown	W 6 - 3	5-12	H Mariucci Arena	9807	Steve DeBus	5-11
12/28	Northeastern	2 - 4 L	5-13	H Mariucci Arena	9767	Steve DeBus	5-12
1/ 2	Mankato State	W 6 - 2	6-13	H Mariucci Arena	9831	Steve DeBus	6-12
1/ 3	Mankato State	W 4 - 3	7-13	H Mariucci Arena	9852	Erik Day	1- 1
1/16	*Denver	2 - 5 L	7-14	H Mariucci Arena	9732	Steve DeBus	6-13
1/17	*Denver	W 5 - 2	8-14	H Mariucci Arena	9731	Erik Day	2- 1
1/23	*Minnesota-Duluth	W 7 - 1	9-14	H Mariucci Arena	9702	Steve DeBus	7-13
1/24	*Minnesota-Duluth	W 6 - 5	10-14	H Mariucci Arena	9869	Erik Day	3- 1
1/30	*Michigan Tech	3 - 5 L	10-15	A Houghton, Mich.	3702	Steve DeBus	7-14
1/31	*Michigan Tech	3 - 5 L	10-16	A Houghton, Mich.	3782	Erik Day	3- 2
2/ 6	*Wisconsin	W 4 - 1	11-16	H Mariucci Arena	9852	Steve DeBus	8-14
2/ 7	*Wisconsin	W 7 - 0	12-16	H Target Center	14781	Steve DeBus	9-14
2/14	*North Dakota	2 - 4 L	12-17	A Grand Forks, N.D.	6067	Steve DeBus	9-15
2/15	*North Dakota	3 - 5 L	12-18	A Grand Forks, N.D.	6067	Steve DeBus	9-16
2/20	*Alaska-Anchorage	W 3 - 0	13-18	H Mariucci Arena	9735	Steve DeBus	10-16
2/21	*Alaska-Anchorage	W 4 - 2	14-18	H Mariucci Arena	9826	Steve DeBus	11-16
2/27	*Colorado College	3 - 4 L	14-19	A Colo. Springs, Colo.	7351	Steve DeBus	11-17
2/28	*Colorado College	6 - 9 L	14-20	A Colo. Springs, Colo.	7758	Steve DeBus	11-18
3/ 6	*St. Cloud State	W 6 - 2	15-20	A St. Cloud, Minn.	6625	Steve DeBus	12-18
3/ 7	*St. Cloud State	W 5 - 3	16-20	H Mariucci Arena	9853	Steve DeBus	13-18

*-WCHA Game

Record	W	L	Pct	Attendance #	Total	Avg	
All Games	16	20	.444	Home	20	201126	10056
WCHA	12	16	.429	Away	16	98946	6184
Home	13	7	.650	Neutral	0	0	0
Away	3	13	.188	Total	36	300072	8335
Neutral	0	0	.000				
Ahead After 1 Period	12	3	.800				
Behind After 1 Period	1	12	.077				
Tied After 1 Period	3	5	.375				
Ahead After 2 Periods	14	3	.824				
Behind After 2 Periods	0	13	.000				
Tied After 2 Periods	2	4	.333				
Score First	14	7	.667				
Do Not Score First	2	13	.133				
Overtime Games	0	1	.000				

University of Minnesota
1997-98 Men's Ice Hockey Statistics
WCHA Games Only

Golden Gophers	GP/ GS	G	A	Pts	+/-	Sht	Sht %	Pen/	Min	PP	SH	EN	GW	GT	HT
Reggie Berg	28/ 11	17	17	34	5	137	12.4	13/	26	6	1	2	2	0	1
Wyatt Smith	28/ 20	17	13	30	6	95	17.9	21/	42	1	0	0	1	0	2
Dave Spehar	28/ 11	12	15	27	4	85	14.1	14/	28	4	0	0	2	0	0
Ryan Kraft	25/ 14	8	19	27	3	93	8.6	8/	16	3	0	1	3	0	0
Mike Anderson	20/ 9	10	8	18	-1	68	14.7	10/	28	3	0	2	0	0	0
Erik Westrum	28/ 1	5	9	14	2	61	8.2	16/	35	1	1	1	1	0	0
Bill Kohn	27/ 25	2	12	14	5	48	4.2	28/	75	1	0	0	0	0	0
Casey Hankinson	24/ 9	4	9	13	-9	68	5.9	20/	51	1	0	0	1	0	0
Rico Pagel	28/ 2	3	10	13	2	42	7.1	5/	10	0	0	0	0	0	0
Nate Miller	28/ 4	7	3	10	-4	51	13.7	17/	34	1	0	0	0	0	0
Aaron Miskovich	21/ 1	3	6	9	-5	52	5.8	5/	10	0	1	0	0	0	0
Mike Lyons	28/ 2	0	9	9	-5	45	0.0	25/	50	0	0	0	0	0	0
Stuart Senden	24/ 2	5	3	8	0	22	22.7	4/	8	0	0	0	0	0	0
Brett Abrahamson	28/ 24	3	5	8	-1	28	10.7	10/	36	0	0	0	1	0	0
Ryan Trebil	28/ 0	2	3	5	9	15	13.3	24/	59	0	0	0	0	0	0
Dylan Mills	28/ 4	1	4	5	-6	23	4.3	11/	22	0	0	0	0	0	0
Jason Godbout	19/ 1	2	1	3	1	18	11.1	8/	16	1	0	0	1	0	0
Matt Leimbek	24/ 0	0	3	3	-3	14	0.0	4/	8	0	0	0	0	0	0
Cory Miller	13/ 0	0	0	0	-2	6	0.0	4/	8	0	0	0	0	0	0
Steve DeBus	24/ 23	0	0	0	0	1	0.0	0/	0	0	0	0	0	0	0
Erik Day	7/ 5	0	0	0	0	0	0.0	1/	2	0	0	0	0	0	0
Willy Marvin	2/ 0	0	0	0	0	0	0.0	0/	0	0	0	0	0	0	0
Golden Gophers	28/ 28	101	149	250		972	10.4	252/	572	22	3	6	12	0	3
Opponents	28/ 28	94	133	227		793	11.9	262/	551	21	3	6	16	0	0

Bench Penalties: Golden Gophers 4 (8 Minutes); Opponents 3 (6 Minutes)

Power Play: Golden Gophers 22/151 (14.6%); Opponents 21/137 (15.3%);

Goaltending Statistics

Golden Gophers	GP/ GS	Min	GAA	W	L	T	ENG	Sho	GA	Sv	Sv %
Willy Marvin	2 / 0	9:03	0.00	0	0	0	1	0	0	3	1.000
Steve DeBus	24/ 23	1332:08	3.02	10	14	0	4	2	67	577	.896
Erik Day	7 / 5	324:32	3.88	2	2	0	1	0	21	121	.852
Golden Gophers	28/ 28	1665:43	3.17	12	16	0	6	2	88	701	.888
Opponents	28/ 28	1675:32	3.40	16	12	0	6	0	95	871	.902

Statistics by Period

Goals	1	2	3	OT	Tot	Penalties	1	2	3	OT	Tot
Golden Gophers	36	29	36	0	101	Golden Gophers	88	85	79	0	252
Opponents	30	24	39	1	94	Opponents	96	89	77	0	262
Shots	1	2	3	OT	Tot	Penalty Minutes	1	2	3	OT	Tot
Golden Gophers	321	323	325	2	971	Golden Gophers	195	195	182	0	572
Opponents	257	287	249	2	795	Opponents	200	178	173	0	551

University of Minnesota
1997-98 Men's Ice Hockey Statistics
Record: 16-20/12-16 WCHA

Golden Gophers	GP/ GS	G	A	Pts	+/-	Sht	Sht %	Pen/	Min	PP	SH	EN	GW	GT	HT
Wyatt Smith	36/ 25	23	20	43	7	129	17.8	27/	54	2	1	0	3	0	2
Reggie Berg	36/ 13	19	18	37	2	164	11.6	20/	51	6	1	2	2	0	1
Dave Spehar	36/ 15	17	18	35	0	116	14.7	15/	30	8	0	0	2	0	0
Ryan Kraft	29/ 16	9	24	33	7	109	8.3	8 /	16	4	0	1	3	0	0
Mike Anderson	28/ 12	11	13	24	1	104	10.6	17/	42	3	0	2	0	0	0
Casey Hankinson	32/ 13	9	12	21	-14	93	9.7	29/	69	5	0	0	1	0	0
Bill Kohn	33/ 30	4	14	18	4	57	7.0	32/	83	1	0	0	0	0	0
Rico Pagel	36/ 3	5	11	16	2	54	9.3	9 /	18	1	0	0	2	0	0
Erik Westrum	36/ 2	6	9	15	-2	77	7.8	19/	41	1	1	1	1	0	0
Nate Miller	36/ 5	7	6	13	-4	63	11.1	19/	38	1	0	0	0	0	0
Aaron Miskovich	25/ 2	4	8	12	-8	59	6.8	6 /	12	1	1	0	0	0	0
Mike Lyons	35/ 4	1	11	12	-2	50	2.0	28/	56	0	0	0	0	0	0
Brett Abrahamson	36/ 28	3	8	11	-3	32	9.4	17/	50	0	0	0	1	0	0
Dylan Mills	36/ 8	1	9	10	-4	37	2.7	15/	30	0	0	0	0	0	0
Stuart Senden	32/ 2	5	3	8	0	29	17.2	9 /	18	0	0	0	0	0	0
Ryan Trebil	36/ 0	2	3	5	7	21	9.5	31/	73	0	0	0	0	0	0
Matt Leimbek	31/ 0	0	5	5	-2	20	0.0	4 /	8	0	0	0	0	0	0
Jason Godbout	21/ 1	2	1	3	1	19	10.5	9 /	18	1	0	0	1	0	0
Ben Clymer	1/ 1	0	0	0	-1	5	0.0	1 /	2	0	0	0	0	0	0
Cory Miller	19/ 0	0	0	0	-2	6	0.0	7 /	14	0	0	0	0	0	0
Steve DeBus	31/ 29	0	0	0	0	1	0.0	1 /	2	0	0	0	0	0	0
Erik Day	9/ 6	0	0	0	0	0	0.0	1 /	2	0	0	0	0	0	0
Willy Marvin	3/ 1	0	0	0	0	0	0.0	0 /	0	0	0	0	0	0	0
Golden Gophers	36/ 36	128	193	321		1245	10.3	329/	737	34	4	6	16	0	3
Opponents	36/ 36	121	172	293		996	12.1	355/	745	30	7	6	20	0	0

Bench Penalties: Golden Gophers 5 (10 Minutes); Opponents 5 (10 Minutes)
Power Play: Golden Gophers 34/206 (16.5%); Opponents 30/177 (16.9%);

Goaltending Statistics

Golden Gophers	GP/ GS	Min	GAA	W	L	T	ENG	Sho	GA	Sv	Sv %
Steve DeBus	31 / 29	1703:03	3.10	13	18	0	4	2	88	717	.891
Willy Marvin	3 / 1	49:03	3.67	0	0	0	1	0	3	16	.842
Erik Day	9 / 6	389:27	3.70	3	2	0	1	0	24	144	.857
Golden Gophers	36/ 36	2141:33	3.22	16	20	0	6	2	115	877	.884
Opponents	36/ 36	2154:26	3.40	20	16	0	6	0	122	1117	.902

Statistics by Period

Goals	1	2	3	OT	Tot	Penalties	1	2	3	OT	Tot
Golden Gophers	45	38	45	0	128	Golden Gophers	109	109	111	0	329
Opponents	38	34	48	1	121	Opponents	120	115	120	0	355
Shots	1	2	3	OT	Tot	Penalty Minutes	1	2	3	OT	Tot
Golden Gophers	418	420	404	2	1244	Golden Gophers	237	243	257	0	737
Opponents	331	356	309	2	998	Opponents	248	238	259	0	745

MINNESOTA ON THE POWER PLAY BY PERIOD

1st Period			2nd Period			3rd Period/*OT		
Date-Opp.	PP Time	Shots/Goals	Date-Opp.	PP Time	Shots/Goals	Date-Opp.	PP Time	Shots/Goals
10/17-MAINE	2:00	3/0	10/17-MAINE	4:00	4/0	10/17-MAINE	1:13	1/0
10/18-MAINE	2:00	1/0	10/18-MAINE	4:38	2/0	10/18-MAINE	1:41	1/1
10/24-@UMD	6:10	3/0	10/24-@UMD	3:50	1/0	10/24-@UMD	:43	2/0
10/25-@UMD	3:00	2/0	10/25-@UMD	0	—	10/25-@UMD	:24	1/1
10/31-UND	2:00	2/0	10/31-UND	:40	1/0	10/31-UND	1:20	2/0
11/1-UND	4:00	4/0	11/1-UND	5:48	5/0	11/1-UND	:33	1/1
11/7-@Wisconsin	2:00	1/0	11/7-@Wisconsin	4:50	5/1	11/7-@Wisconsin	2:36	1/0
11/8-@Wisconsin	8:00	9/0	11/8-@Wisconsin	4:00	5/0	11/8-@Wisconsin	0	—
11/14-@UAA	2:00	3/0	11/14-@UAA	5:22	3/0	11/14-@UAA	3:54	2/0
11/15-@UAA	0	—	11/15-@UAA	4:01	3/0	11/15-@UAA	1:26	2/1
11/21-CC	0:37	1/0	11/21-CC	4:39	4/0	11/21-CC	0	—
11/22-CC	4:00	2/0	11/22-CC	3:37	2/0	*11/22-CC	0	—
11/28-@Michigan	3:51	4/2	11/28-@Michigan	4:44	3/0	11/28-@Michigan	3:53	3/1
11/30-@Mich State	1:51	0/0	11/30-@Mich State	2:00	5/0	11/30-@Mich State	4:58	1/0
12/19-SCSU	4:32	3/1	12/19-SCSU	1:50	7/0	12/19-SCSU	7:21	10/0
12/20-@SCSU	4:00	3/0	12/20-@SCSU	2:33	0/0	12/20-@SCSU	:20	0/0
12/27-BROWN	3:12	9/1	12/27-BROWN	2:50	2/2	12/27-BROWN	2:00	0/0
12/28-N'EASTERN	6:02	8/0	12/28-N'EASTERN	5:40	4/0	12/28-N'EASTERN	10:33	18/1
1/2-MANKATO ST	4:48	8/1	1/2-MANKATO ST	2:23	1/1	1/2-MANKATO ST	2:00	1/0
1/3-MANKATO ST	4:51	6/2	1/3-MANKATO ST	3:14	1/0	1/3-MANKATO ST	2:00	2/0
1/16-DENVER	4:20	4/0	1/16-DENVER	4:00	9/0	1/16-DENVER	2:05	2/1
1/17-DENVER	7:59	2/0	1/17-DENVER	:40	0/0	1/17-DENVER	3:27	4/0
1/23-UMD	3:34	2/2	1/23-UMD	2:00	3/0	1/23-UMD	3:32	9/1
1/24-UMD	3:23	3/1	1/24-UMD	3:20	5/0	1/24-UMD	0	—
1/30-@Mich Tech	2:00	3/0	1/30-@Mich Tech	4:36	7/2	1/30-@Mich Tech	2:00	1/0
1/31-@Mich Tech	1:38	4/1	1/31-@Mich Tech	2:52	0/0	1/31-@Mich Tech	2:00	2/0
2/6-WISCONSIN	3:35	8/1	2/6-WISCONSIN	2:20	3/1	2/6-WISCONSIN	3:51	1/0
2/7-WISCONSIN	4:09	5/1	2/7-WISCONSIN	2:53	1/0	2/7-WISCONSIN	4:42	2/0
2/14-@UND	5:51	3/1	2/14-@UND	2:45	3/1	2/14-@UND	3:15	1/0
2/15-@UND	2:00	2/0	2/15-@UND	4:04	2/0	2/15-@UND	0	—
2/20-UAA	2:00	3/0	2/20-UAA	4:00	1/0	2/20-UAA	0	—
2/21-UAA	4:25	4/1	2/21-UAA	3:52	2/0	2/21-UAA	2:28	0/0
2/27-@CC	0	—	2/27-@CC	4:00	2/0	2/27-@CC	2:00	0/0
2/28-@CC	0	—	2/28-@CC	2:06	2/0	2/28-@CC	3:26	4/1
3/6-@SCSU	5:38	7/1	3/6-@SCSU	3:53	6/1	3/6-@SCSU	0	—
3/7-SCSU	6:35	3/0	3/7-SCSU	2:00	0/0	3/7-SCSU	0	—
TOTAL	126:01	125/16	TOTAL	120:00	104/9	TOTAL	79:41	74/9

MINNESOTA ON THE PENALTY KILL BY PERIOD

1st Period			2nd Period			3rd Period/*OT		
Date-Opp.	PP Time	Shots/Goals	Date-Opp.	PP Time	Shots/Goals	Date-Opp.	PP Time	Shots/Goals
10/17-MAINE	0	—	10/17-MAINE	2:48	2/1	10/17-MAINE	7:00	2/1
10/18-MAINE	2:00	0/0	10/18-MAINE	2:00	1/0	10/18-MAINE	3:15	3/1
10/24-@UMD	6:00	4/0	10/24-@UMD	2:00	0/0	10/24-@UMD	2:51	7/1
10/25-@UMD	5:00	0/0	10/25-@UMD	2:58	7/1	10/25-@UMD	2:00	0/0
10/31-UND	2:06	0/0	10/31-UND	6:54	6/0	10/31-UND	4:00	1/0
11/1-UND	2:52	2/0	11/1-UND	3:48	2/0	11/1-UND	0	—
11/7-@Wisconsin	2:00	3/0	11/7-@Wisconsin	4:00	1/0	11/7-@Wisconsin	4:00	5/0
11/8-@Wisconsin	6:39	6/0	11/8-@Wisconsin	2:39	3/0	11/8-@Wisconsin	0	—
11/14-@UAA	6:45	4/0	11/14-@UAA	0	—	11/14-@UAA	1:54	1/0
11/15-@UAA	4:00	3/0	11/15-@UAA	1:25	2/0	11/15-@UAA	0	—
11/21-CC	2:00	0/0	11/21-CC	3:16	2/0	11/21-CC	:50	0/0
11/22-CC	4:00	3/0	11/22-CC	6:00	4/0	*11/22-CC	3:26	4/1
11/28-@Michigan	3:43	3/1	11/28-@Michigan	6:00	2/0	11/28-@Michigan	1:09	2/1
11/30-@Mich State	5:51	1/0	11/30-@Mich State	2:33	1/1	11/30-@Mich State	0	—
12/19-SCSU	:56	1/1	12/19-SCSU	0	—	12/19-SCSU	3:56	1/1
12/20-@SCSU	1:48	4/1	12/20-@SCSU	3:14	1/1	12/20-@SCSU	1:15	0/0
12/27-BROWN	3:39	1/1	12/27-BROWN	:30	0/0	12/27-BROWN	0	—
12/28-N'EASTERN	3:03	1/0	12/28-N'EASTERN	3:59	4/1	12/28-N'EASTERN	0	—
1/2-MANKATO ST	5:18	7/0	1/2-MANKATO ST	4:30	1/0	1/2-MANKATO ST	:50	1/0
1/3-MANKATO ST	2:00	3/0	1/3-MANKATO ST	6:42	3/1	1/3-MANKATO ST	0	—
1/16-DENVER	0	—	1/16-DENVER	2:00	1/0	1/16-DENVER	0	—
1/17-DENVER	3:59	2/0	1/17-DENVER	4:40	3/0	1/17-DENVER	3:27	2/0
1/23-UMD	3:01	0/0	1/23-UMD	6:11	3/0	1/23-UMD	3:06	5/0
1/24-UMD	:15	0/0	1/24-UMD	2:36	5/1	1/24-UMD	4:25	10/2
1/30-@Mich Tech	:54	1/1	1/30-@Mich Tech	6:00	5/0	1/30-@Mich Tech	0	—
1/31-@Mich Tech	:43	2/1	1/31-@Mich Tech	6:28	1/0	1/31-@Mich Tech	7:07	3/0
2/6-WISCONSIN	2:19	0/0	2/6-WISCONSIN	:10	0/0	2/6-WISCONSIN	2:00	0/0
2/7-WISCONSIN	4:00	7/0	2/7-WISCONSIN	6:00	4/0	2/7-WISCONSIN	1:35	1/0
2/14-@UND	2:35	3/1	2/14-@UND	7:19	4/0	2/14-@UND	3:31	2/0
2/15-@UND	2:00	0/0	2/15-@UND	4:04	4/0	2/15-@UND	1:10	3/1
2/20-UAA	3:33	1/0	2/20-UAA	2:27	1/0	2/20-UAA	0	—
2/21-UAA	1:30	2/1	2/21-UAA	3:31	0/0	2/21-UAA	2:00	1/0
2/27-@CC	4:00	2/0	2/27-@CC	2:00	4/0	2/27-@CC	2:00	1/0
2/28-@CC	2:00	2/0	2/28-@CC	5:10	9/2	2/28-@CC	1:26	3/2
3/6-@SCSU	0	—	3/6-@SCSU	4:00	0/0	3/6-@SCSU	0	—
3/7-SCSU	2:43	4/1	3/7-SCSU	0	—	3/7-SCSU	:48	1/1
TOTAL	103:12	72/9	TOTAL	127:52	86/9	TOTAL	69:01	59/12

Power Play Recap—Last Series		
	SCSU	Minn
Total Time	7:31	18:06
Shots On Goal	5	16
Goals Scored	2	2
Score % On Shots	.400	.125

Power Play Recap—Season		
	Opp	Minn
Total Time	300:05	325:42
Shots On Goal	217	303
Goals Scored	30	34
Score % On Shots	.138	.112

STATS/CAREER WATCH

CAREER WATCH

Penalty/Penalty Minute Breakdown

(number in parenthesis indicates opponents goals as a result)

Penalty	1st Period	2nd Period	3rd Period/OT	Total
Boarding	—	1/2	—	1/2
Charging	1/2	2/4	1/2	3/6
Checking/Behind	1/5	2/10	1/5 (1)	4/20 (1)
Cross Checking	5/10	10/20 (1)	6/12 (1)	21/42 (2)
Delay of Game	—	—	—	0/0
Elbowing	2/4	1/2	2/4	5/10
Fighting	—	—	—	0/0
Game Misconduct	1/10	2/20	1/10	4/40
Gross Misconduct	—	—	—	0/0
High Sticking	2/4 (1)	6/12	4/8	12/24 (1)
Holding	15/30 (1)	13/26 (1)	7/14 (2)	31/62 (4)
Hooking	6/12 (1)	3/6 (1)	4/8 (2)	14/28 (4)
Instigating	—	—	—	0/0
Interference	14/28 (2)	6/12	6/12 (3)	22/44 (5)
Kneeing	—	—	—	0/0
Misconduct	1/10	—	3/30	4/40
Roughing	31/62 (2)	32/64 (3)	60/120	120/240 (5)
Slashing	13/26 (2)	15/30 (1)	10/20 (2)	35/70 (5)
Spearing	—	—	—	0/0
Tripping	10/20	8/16 (2)	—	18/36 (2)
Unsports. Conduct	1/2	1/2	1/2	3/6
Too Many Men	—	1/2	2/4 (1)	3/6 (1)
Hit After Whistle	1/2	—	—	1/2
Butt Ending	—	—	—	0/0
Game DQ	—	—	—	0/0
Holding the Stick	4/8	5/10	1/2	9/18
Bench	1/2	—	—	1/2
Other	—	1/5	2/4	2/4
TOTAL	109/237 (9)	109/243 (9)	111/257 (12)	329/737 (30)

Steve DeBus

Games Played

Games	Player	Years
98	Robb Stauber	1986-89
96	John Blue	1984-87
96	Jeff Callinan	1991-95
94	Jeff Stolp	1988-92
93	Steve DeBus	1995-present

Wins

Wins	Player	Years
73	Robb Stauber	1986-89
64	John Blue	1984-87
56	Jeff Stolp	1988-92
53	Steve DeBus	1995-present

Goals Against Average

GAA	Player	Years
2.48	Jim Mattson	1951-54
2.77	Robb Stauber	1986-89
3.07	Steve DeBus	1995-present

Saves Percentage

Saves %	Player	Years
.906	Jim Mattson	1951-54
.906	Robb Stauber	1986-89
.902	Murray McLachlan	1967-70
.896	Brad Shelstad	1970-74
.891	Steve DeBus	1995-present

Minutes Played

Minutes	Player	Years
5,717	Robb Stauber	1986-89
5,441	John Blue	1984-87
5,416	Steve Janaszak	1975-79
5,300	Steve DeBus	1995-present

Shutouts

Shutouts	Player	Years
7	Robb Stauber	1986-89
7	John Blue	1984-87
6	Steve DeBus	1995-present

Ryan Kraft

Total Points

Points	Player (place)	Years
298	John Mayasich (1)	1951-55
269	Pat Micheletti (2)	1982-86
241	Corey Millen (3)	1982-87
216	Brian Borin (6)	1992-96
180	Tom Vannelli (11)	1973-77
178	Aaron Broten (12)	1979-81
168	Richard Erdall (13)	1981-85
163	Scott Bjugstad (14)	1979-83
162	Ryan Kraft (15)	1994-present

WCHA Championships

Regular Season

1953, 1954, 1970, 1975, 1981, 1983

1988, 1989, 1992, 1997

Playoff

1983, 1993, 1994, 1996

NCAA Championships

1974, 1976, 1979

All-Time Record

Minnesota owns an all-time record of 1,304-732-104 (.634) in 76-plus seasons of hockey (2,140 games)

Golden Gophers On The Airwaves

KSTP-AM 1500: KSTP is back as the Golden Gophers' official radio home for the 1997-98 season. Dan Terhaar calls the action with former Golden Gopher and North Stars head coach Glen Sonmor handling color commentary. KSTP's Robb Leer offers pregame, intermission and postgame interviews. KSTP-AM 1500 is slated to cover all Golden Gopher games during the 1997-98 season.

Midwest Sports Channel: MSC will broadcast 28 Golden Gopher hockey regular-season games in 1997-98, including the Dodge/Mariucci Classic in addition to the 1998 WCHA Final Five. Frank Mazzocco and Tom Reid will once again handle the broadcast duties. Ryan Lefebvre will anchor the pregame show and conduct the between period interviews. MSC's pregame lineup for Golden Gopher hockey will include the "Doug Woog Show" one hour before game time, and MSC Sports Connection, which will air one half-hour before faceoff.

G O L D E N G O P H E R H O C K E Y

MINNESOTA POSTSEASON INDIVIDUAL STATISTICS

Cumulative Postseason Statistics				• Current Players		
Player	Total Games	WCHA Playoffs (G-A--Pts/Pen-Min)	WCHA Final Five (G-A--Pts/Pen-Min)	NCAA Tournament (G-A--Pts/Pen-Min)	Post-Season Total (G-A--Pts/Pen-Min)	
Casey Hankinson	20	3-3--6/2-4	2-1--3/0-0	4-4--8/4-8	9-8--17/6-12	
Ryan Kraft	20	0-5--5/5-10	4-4--8/3-6	0-4--4/1-2	4-13--17/9-18	
Reggie Berg	12	5-2--7/4-8	2-1--3/3-6	1-3--4/3-6	8-6--14/10-20	
Wyatt Smith	12	1-3--4/2-4	0-0--0/1-2	2-0--2/3-6	3-3--6/6-12	
Dave Spehar	6	1-0--1/0-0	1-0--1/0-0	2-0--2/0-0	4-0--4/0-0	
Ben Clymer	6	1-2--3/0-0	0-0--0/0-0	0-1--1/2-4	1-3--4/2-4	
Jason Godbout	20	0-2--2/3-6	1-0--1/0-0	0-1--1/2-4	1-3--4/5-10	
Mike Anderson	6	0-1--1/0-0	0-0--0/0-0	0-1--1/1-2	0-2--2/1-2	
Brett Abrahamson	6	0-0--0/0-0	0-1--1/0-0	0-1--1/1-2	0-2--2/1-2	
Nate Miller	6	0-0--0/1-2	0-1--1/0-0	0-1--1/0-0	0-2--2/1-2	
Rico Pagel	6	0-0--0/1-2	0-0--0/1-2	0-0--0/0-0	0-0--0/2-4	
Bill Kohn	6	0-0--0/2-4	0-0--0/3-6	0-0--0/2-4	0-0--0/7-14	

WCHA First Round • Cumulative

Player (gms)	G-A--Pts	Pen-Min
Berg (4)	5-2--7	4-8
Hankinson (6)	3-3--6	2-4
Kraft (6)	0-5--5	5-10
Smith (4)	1-3--4	2-4
Clymer (2)	1-2--3	0-0
J. Godbout (4)	0-2--2	3-6
Spehar (2)	1-0--1	0-0
Anderson (2)	0-1--1	0-0
Pagel (2)	0-0--0	1-2
Kohn (2)	0-0--0	2-4
N. Miller (2)	0-0--0	1-2

1997 WCHA First Round

Berg (2)	3-2--5	1-2
Clymer (2)	1-2--3	0-0
Smith (2)	1-2--3	0-0
Hankinson (2)	1-1--2	0-0
J. Godbout (2)	0-2--2	0-0
Kraft (2)	0-2--2	1-2
Spehar (2)	1-0--1	0-0
Anderson (2)	0-1--1	0-0
Pagel (2)	0-0--0	1-2
Kohn (2)	0-0--0	2-4
N. Miller (2)	0-0--0	1-2

1996 WCHA First Round

Hankinson (2)	1-2--3	2-4
Berg (2)	2-0--2	3-6
Smith (2)	0-1--1	2-4
Kraft (2)	0-0--0	1-2
J. Godbout (2)	0-0--0	1-2

1995 WCHA First Round

Kraft (2)	0-3--3	3-6
Hankinson (2)	1-0--1	0-0
J. Godbout (2)	0-0--0	2-4

WCHA Final Five • Cumulative

Player (gms)	G-A--Pts	Pen-Min
Kraft (7)	4-4--8	3-6
Berg (4)	2-1--3	3-6
Hankinson (7)	2-1--3	0-0
J. Godbout (7)	1-0--1	0-0
Spehar (2)	1-0--1	0-0
Abrahamson (2)	0-1--1	0-0
N. Miller (2)	0-1--1	0-0
Smith (4)	0-0--0	1-2
Kohn (2)	0-0--0	3-6
Pagel (2)	0-0--0	1-2

1997 WCHA Final Five

Player (gms)	G-A--Pts	Pen-Min
Kraft (2)	1-1--2	0-0
Hankinson (2)	1-0--1	0-0
Spehar (2)	1-0--1	0-0
Abrahamson (2)	0-1--1	0-0
Berg (2)	0-1--1	1-2
N. Miller (2)	0-1--1	0-0
Kohn (2)	0-0--0	3-6
Pagel (2)	0-0--0	1-2

1996 WCHA Final Five

Player (gms)	G-A--Pts	Pen-Min
Berg (2)	2-0--2	2-4
J. Godbout (2)	1-0--1	0-0
Hankinson (2)	0-1--1	0-0
Kraft (2)	0-0--0	1-2
Smith (2)	0-0--0	1-2

1995 WCHA Final Five

Player (gms)	G-A--Pts	Pen-Min
Kraft (3)	3-3--6	2-4
Hankinson (3)	1-0--1	0-0

NCAA Tournament • Cumulative

Player (gms)	G-A--Pts	Pen-Min
Hankinson (7)	4-4--8	4-8
Berg (4)	1-3--4	3-6
Kraft (7)	0-4--4	1-2
Smith (4)	2-0--2	3-6
Spehar (2)	2-0--2	0-0
Abrahamson (2)	0-1--1	1-2
Anderson (4)	0-1--1	1-2
Clymer (2)	0-1--1	2-4
J. Godbout (7)	0-1--1	2-4
N. Miller (2)	0-1--1	0-0
Kohn (2)	0-0--0	2-4

1997 NCAA Tournament

Player (gms)	G-A--Pts	Pen-Min
Hankinson (2)	3-3--6	2-4
Berg (2)	0-3--3	2-4
Spehar (2)	2-0--2	0-0
Anderson (2)	0-1--1	1-2
J. Godbout (2)	0-1--1	1-2
N. Miller (2)	0-1--1	0-0
Clymer (2)	0-1--1	2-4
Abrahamson (2)	0-1--1	1-2
Kohn (2)	0-0--0	2-4
Smith (2)	0-0--0	2-4

1996 NCAA Tournament

Player (gms)	G-A--Pts	Pen-Min
Smith (2)	2-0--2	1-2
Hankinson (2)	1-1--2	0-0
Kraft (2)	0-2--2	0-0
Berg (2)	1-0--1	1-2
J. Godbout (2)	0-0--0	1-2

1995 NCAA Tournament

Player (gms)	G-A--Pts	Pen-Min
Kraft (3)	0-2--2	1-2
Hankinson (3)	0-0--0	2-4

GOLDEN GOPHER HOCKEY

Final Release & Notes • 1997-98 Season

University of Minnesota Men's Athletics
Media Relations Office
Phone: 612.625.4090 • Fax: 612.625.0359
<http://www.gophersports.com>
Hockey Contact: Brad Ruiter

Golden Gophers Conclude Roller Coaster Season: The University of Minnesota Golden Gopher men's hockey team's 1997-98 season came to an end on March 15 with a heartbreaking 5-4 overtime loss at UMD in the first round of the WCHA playoffs. The Golden Gophers ended the season with a 17-22-0 overall record and a 12-16-0 mark in conference action. After Dec. 27, Minnesota never lost more than two games in a row or won more than three games in a row during any stretch of the rest of the season.

October (3-2-0): Minnesota began the year with an acceptable first month, splitting the season-opening series at Mariucci Arena with Hockey East power Maine before a road split at Minnesota-Duluth. Junior C **Wyatt Smith (Warroad, Minn.)** scored four goals in the weekend series in Duluth. The Golden Gophers closed out October with a win over defending national champion North Dakota at home. The Golden Gopher freshmen enjoyed a coming-out party in the 6-5 win over the Sioux as the newcomers accounted for five goals and eight total points. Freshman F **Aaron Miskovich (Grand Rapids, Minn.)** tallied two goals in the one-goal victory, earning WCHA Rookie of the Week honors.

November (1-8-0): After the Halloween night victory over the Fighting Sioux, the month of November was the truly scary portion of the season for the Maroon and Gold. The Golden Gophers' only win was a 4-2 win over Wisconsin in Madison which lifted the team's overall record to 4-3-0 - the last time during the 1997-98 season the team would be over the .500 mark. A nine-game losing streak would follow the win over the Badgers as Minnesota dropped a pair of road games in Alaska-Anchorage, a home series to Colorado College, and both games of the College Hockey Showcase (Michigan and Michigan State). A silver lining in the cloud was that six of the seven losses in the month were by only one goal. The Golden Gophers were 4-9-0 in 1997-98 in one-goal games. Junior C **Reggie Berg (Anoka, Minn.)** was named WCHA Offensive Player of the Week for his four-point game (two goals, two assists) in Minnesota's lone win of the month.

December (1-3-0): Following a pair of conference losses to St. Cloud State, Minnesota was able to break a school-record 11-game losing streak with a 6-3 win over Brown on the first day of the New Dodge/Mariucci Classic. Smith tied a Mariucci Classic record with four points in the win over Brown, with sophomore F **Dave Spehar (Duluth, Minn.)** netting two goals. A physical, 4-2 loss to Northeastern followed in the tournament title game. Senior F **Casey Hankinson (Edina, Minn.)** was named to the all-tournament team, and became the all-time leading scorer in the tournament with three goals and two assists on the weekend for career numbers of five goals and five assists in the Classic.

January (5-3-0): The Golden Gophers recorded a successful first month of 1998 with sweeps over Mankato State and Minnesota-Duluth sandwiched around a home split with Denver. Senior D **Brett Abrahamson (Oakdale, Minn.)** was named WCHA Defensive Player of the Week following the two-game sweep of the Bulldogs. Minnesota's power play came to life in January, scoring 12 goals in 49 chances (24.5 percent). Junior F **Mike Anderson (Bloomington, Minn.)** notched six goals and four assists while scoring a point in seven of the eight games during the month. Berg scored in all eight games, posting totals of 6-6--12 in January. Minnesota ended the month with a pair of losses to Michigan Tech during Winter Carnival weekend in Houghton, Mich.

1997-98 SEASON RESULTS

Oct. 10	&vs. Michigan (exhibition)	L 2-3
Oct. 17	MAINE	L 1-6
Oct. 18	MAINE	W 3-2
Oct. 24	@Minn-Duluth	L 3-5
Oct. 25	@Minn-Duluth	W 5-1
Oct. 31	NORTH DAKOTA	W 6-5
Nov. 1	NORTH DAKOTA	L 2-3
Nov. 7	@Wisconsin	W 4-2
Nov. 8	@Wisconsin	L 2-3
Nov. 14	@Alaska-Anchorage	L 2-3
Nov. 15	@Alaska-Anchorage	L 2-3
Nov. 21	COLORADO COLLEGE	L 1-5
Nov. 22	COLORADO COLLEGE	L 3-4 (ot)
Nov. 28	#@Michigan	L 3-4
Nov. 30	#@Michigan State	L 2-3
Dec. 19	ST. CLOUD STATE	L 1-3
Dec. 20	@St. Cloud State	L 1-4
Dec. 27	^BROWN	W 6-3
Dec. 28	^NORTHEASTERN	L 2-4
Dec. 30	*HV-71 (exhibition)	L 2-10
Jan. 2	MANKATO STATE	W 6-2
Jan. 3	MANKATO STATE	W 4-3
Jan. 16	DENVER	L 2-5
Jan. 17	DENVER	W 5-2
Jan. 23	MINN-DULUTH	W 7-1
Jan. 24	MINN-DULUTH	W 6-5
Jan. 30	@Michigan Tech	L 3-5
Jan. 31	@Michigan Tech	L 3-5
Feb. 6	WISCONSIN	W 4-1
Feb. 7	&WISCONSIN	W 7-0
Feb. 14	@North Dakota	L 2-4
Feb. 15	@North Dakota	L 3-5
Feb. 20	ALASKA-ANCHORAGE	W 3-0
Feb. 21	ALASKA-ANCHORAGE	W 4-2
Feb. 27	@Colorado College	L 3-4
Feb. 28	@Colorado College	L 6-9
March 6	@St. Cloud State	W 6-2
March 7	ST. CLOUD STATE	W 5-3
March 13	\$\$@Minn-Duluth	L 3-7
March 14	\$\$@Minn-Duluth	W 5-0
March 15	\$\$@Minn-Duluth	L 4-5 (ot)

^-Mariucci Classic (at Mariucci Arena)
&-Target Center # -College Hockey Showcase
\$-WCHA playoffs (at DECC in Duluth, Minn.)



1997-98 FINAL RELEASE & NOTES

February (4-4-0): Minnesota staged one of its finest weekends of the season in a sweep of eventual WCHA Broadmoor Trophy winner Wisconsin in the month's first weekend. The Golden Gophers dominated the Badgers (7-0) in front of 14,781 at Target Center in the series finale. Senior G **Steve DeBus (Rochester, Minn.)** blanked the Badgers for the first of his two shutouts in the month. DeBus earned the league defensive player of the week award after the 7-0 win. Smith netted the first of his two hat tricks in the Border Battle win. Even in defeat the team would play some of its best hockey of the season, as evidenced by a 3-0 third period lead at defending NCAA and two-time WCHA titleholder North Dakota on Feb. 15. Wyatt Smith will remember the Saturday evening game at World Arena in Colorado Springs, Colo., for his four-goal effort in the 9-6 setback. The five-point evening resulted in a WCHA Offensive Player of the Week award for the junior sniper.

March (3-2-0): Minnesota saved its best two road performances of 1997-98 for the season's final month, winning 6-2 to spoil St. Cloud State's senior night on March 6 before DeBus blanked Minnesota-Duluth (5-0) in game two of the WCHA playoffs. The shutout at the DECC for the senior netminder tied him for most career shutouts (7, Jim Mattson, 1951-54; John Blue, 1984-87). The Golden Gophers watched their season come to a sudden conclusion in game three against the Bulldogs, as UMD stunned all observers with four third-period goals before the overtime game winner in a 5-4 decision.

Smith Named To All-WCHA Third Team: Wyatt Smith was named to the all-WCHA third team after leading the Golden Gophers in overall points (24-23--47) and tying for the conference lead with 17 markers in league games. Smith, who scored 10 goals in the month of February alone including two hat tricks, more than eclipsed his freshman and sophomore combined season totals of 39 points with 47 points this season. He led the team with 12 multiple-point games and has totals of 36-34--70 in his last 58 games played. Smith led the voting for forwards on the WCHA third team.

Berg Honored On All-WCHA Second Team: Reggie Berg was honored on the all-WCHA second team as he tied for the conference lead in scoring with 17 goals and 17 assists in 28 league contests. Berg, who was +19 with 28 points in Minnesota's 17 wins, led the team with 179 shots on goal this season. Minnesota is 26-1-0 in Berg's career when he scores more than one point in a game.

Berg Claims Share Of WCHA Scoring Crown: Berg, who shared the WCHA scoring championship with Brian Swanson of Colorado College, became the fourth consecutive Golden Gopher to own or share a piece of the conference scoring title. Mike Crowley (1996-97) shared the distinction with Swanson last season. Brian Bonin (1994-95, 1995-96) was a two-time league MVP and scoring champion.

Five Golden Gophers Given WCHA All-Academic Award: Casey Hankinson (Sr., Edina, Minn.), Bill Kohn (Jr., Roseville, Minn.), Ryan Kraft (Sr., Moorhead, Minn.), Mike Lyons (So., St. Paul, Minn.), and Nate Miller (So., Anoka, Minn.) were all honored on the 1997-98 WCHA all-academic team. A total of 66 league student-athletes were placed on the team. To earn a position on the squad, the student-athlete must be in at least his second year of school at the institution and carry a minimum grade-point average of 3.00 overall or in his previous three quarters.

Minnesota Sets NCAA Attendance Record: With a total home attendance of 201,126 for 20 home dates, Minnesota became the first school in NCAA hockey history to average over 10,000 per game in a single season (10,056). The Golden Gophers had held the previous NCAA-high in that category with the 9,833 they averaged during the 1996-97 campaign.

CAREER WATCH

Steve DeBus

Games Played

Games	Player	Years
98	Robb Stauber	1986-89
96	Steve DeBus	1995-98
96	John Blue	1984-87
96	Jeff Callinan	1991-95

Wins

Wins	Player	Years
73	Robb Stauber	1986-89
64	John Blue	1984-87
56	Jeff Stolp	1988-92
54	Steve DeBus	1995-98

Goals Against Average

GAA	Player	Years
2.48	Jim Mattson	1951-54
2.77	Robb Stauber	1986-89
3.08	Steve DeBus	1995-98

Saves Percentage

Saves %	Player	Years
.906	Jim Mattson	1951-54
.906	Robb Stauber	1986-89
.902	Murray McLachlan	1967-70
.896	Brad Shelstad	1970-74
.891	Steve DeBus	1995-98

Minutes Played

Minutes	Player	Years
5,717	Robb Stauber	1986-89
5,490	Steve DeBus	1995-98
5,441	John Blue	1984-87
5,416	Steve Janaszak	1975-79

Shutouts

Shutouts	Player	Years
7	Steve DeBus	1995-98
7	Jim Mattson	1951-54
7	John Blue	1984-87

Ryan Kraft

Career Points

Points	Player (place)	Years
298	John Mayasich (1)	1951-55
269	Pat Micheletti (2)	1982-86
241	Corey Millen (3)	1982-87
216	Brian Bonin (6)	1992-96
180	Tom Vannelli (11)	1973-77
178	Aaron Broten (12)	1979-81
168	Richard Erdall (13)	1981-85
166	Ryan Kraft (14)	1994-98

Casey Hankinson

Career Penalty Minutes

PIM	Player (place)	Years
453	Chris McAlpine (1)	1990-94
403	Pat Micheletti (2)	1982-86
400	Ben Hankinson (3)	1987-91
347	Casey Hankinson (4)	1994-98
314	Dave Larson (5)	1992-96

FINAL 1997-98 WCHA REGULAR SEASON STANDINGS

Team (Final Overall Records)	GP	W	L	T	Pts	GF	GA	GDif
1. \$# North Dakota (30-8-1)	28	21	6	1	43	127	80	+47
2. \$%# Wisconsin (26-14-1)	28	17	10	1	35	102	88	+14
3. \$# Colorado College (26-13-3)	28	16	10	2	34	111	93	+18
4. \$ St. Cloud State (22-16-2)	28	16	11	1	33	101	90	+11
5. \$ Minnesota-Duluth (21-17-2)	28	14	12	2	30	94	90	+4
6. Minnesota (17-22-0)	28	12	16	0	24	101	94	+7
7. Michigan Tech (17-20-3)	28	10	17	1	21	79	116	-37
8. Denver (11-25-2)	28	8	18	2	18	91	119	-28
9. Alaska-Anchorage (6-25-5)	28	5	19	4	14	45	81	-36

\$-advanced to the WCHA Final Five
%-won the WCHA Final Five
#-advanced to the NCAA Tournament

Team Notes: Minnesota played an entire game with 12 forwards and six defensemen just two times in the last 23 contests • Minnesota is the first school in WCHA history to have a player own or share the league scoring crown in four consecutive seasons • the team that reached three goals first won 35 of Minnesota's 39 games this season • the Golden Gophers were 10-1-0 in their last 11 home games and finished the season with eight consecutive home victories • Minnesota forwards scored 39 of the team's final 40 goals on the season • the Golden Gophers outscored opponents 50-39 in the first period of games, but were outnumbered 57-47 in the third period and overtimes of games • Minnesota returns its top three, four of its top five, and eight of its top 10 scorers for the 1998-99 season

Did You Know: Minnesota had three hat tricks in the last 12 games of the season after going the first 27 games of the season without a three-goal performance • the Golden Gophers have not been shut out in their last 132 games, and in that same time span have blanked their opponent on 13 occasions • Minnesota has just one tie in its last 106 games • Minnesota eclipsed 40 shots on goal in a game 11 times this season - opponents hit that total on just three occasions in 1997-98

WCHA Facts Of Note: The Golden Gophers owned a 971-795 advantage in shots on goal (almost seven per game) in WCHA games • the Golden Gophers finished sixth in the WCHA in league penalty kill, and second in the league in home penalty kill (57-for-66, 86.4 percent) • Minnesota ranked sixth in the league power play statistics (22-for-151, 14.6 percent) • Steve DeBus tied for the all-time WCHA lead with seven career shutouts in league games • Minnesota is one of only two teams in the league, along with Alaska-Anchorage, who did not have a game disqualification penalty this season.

Coach Woog: Minnesota Head Coach Doug Woog has produced unparalleled numbers as the man behind the Golden Gopher bench over the last 13 seasons. Woog has a career record of 374-168-31 (.680) overall and a WCHA mark of 270-116-29 (.686). Minnesota has appeared in the NCAA tournament in 12 of Woog's 13 seasons and has finished first or second in the WCHA in 11 of his 13 campaigns.

Golden Gophers Open 1998-99 Season By Hosting Icebreaker Cup: Minnesota will open the 1998-99 season by hosting the annual Icebreaker Cup on Oct. 9-10, 1998 at Mariucci Arena. Teams participating will be St. Lawrence University, Boston College, and Ohio State University. Other features of the 1998-99 home schedule are the College Hockey Showcase (Michigan and Michigan State) and the New Dodge/Mariucci Classic. The complete 1998-99 Golden Gopher men's ice hockey schedule will be released during the summer months.

The Last Time

Minnesota Swept A Road Series:
January 24-25, 1997 @ Michigan Tech
(5-2, 8-4)

Minnesota Was Swept In A Road Series:
February 27-28, 1998 @ Colorado College (4-3, 9-6)

Minnesota Swept A Home Series: February 20-21, 1998 vs. Alaska-Anchorage (3-0, 4-2)

Minnesota Was Swept In A Home Series: November 21-22, 1997 vs. Colorado College (5-1, 4-3 ot)

Minnesota Shut Out An Opponent: March 14, 1998 @ Minnesota-Duluth (Steve DeBus, 5-0)

An Opponent Shut Out Minnesota: March 4, 1995 @ St. Cloud State (Brian Leitza, 3-0)

Minnesota Player Scored A Hat Trick: March 6, 1998 @ St. Cloud State (Reggie Berg, 6-2 Minnesota win)

Minnesota Player Scored A Natural Hat Trick: December 30, 1994 @ Mariucci Arena vs. Yale (Ryan Kraft, 6-2 Minnesota win)

An Opponent Scored A Hat Trick: March 13, 1998 @ Minnesota-Duluth (Jeff Scissons, 7-3 Minnesota loss)

Minnesota Player Scored Four Goals In A Game: February 28, 1998 (Wyatt Smith, 9-6 Minnesota loss)

Minnesota Had 50 or More Shots On Goal In A Game: March 14, 1997 vs. St. Cloud State at WCHA Final Five (52 shots, 5-4 Minnesota overtime win)

Opponent Had 50 or More Shots On Goal In A Game: January 31, 1997 @ North Dakota (51 shots, 6-4 Minnesota loss)

Minnesota Player Scored A Shorthanded Goal: March 14, 1998 @ Minnesota-Duluth (Reggie Berg, 5-0 Minnesota win)

Minnesota Won In Overtime: March 14, 1997 vs. St. Cloud State at WCHA Final Five (5-4)

Minnesota Lost In Overtime: March 15, 1998 @ Minnesota-Duluth (5-4)

Minnesota Tied In Overtime: February 21, 1997 @ Colorado College (3-3)

Minnesota Scored 10 Goals Or More In A Game: November 9, 1996 vs. North Dakota (10-6 Minnesota win)

Opponent Scored 10 Goals Or More In A Game: January 30, 1993 @ Michigan Tech (10-2 Minnesota loss)

1997-98 SEASON HIGHS/LOWS

MOST GOALS/GAME	(7) 1/23 vs. Minnesota-Duluth; 2/7 vs. Wisconsin
LEAST GOALS/GAME	(1) 10/17 vs. Maine; 11/21 vs. Colorado College; 12/19 & 12/20 vs. St. Cloud St.
MOST ASSISTS/GAME	(14) 1/23 vs. Minnesota-Duluth
LEAST ASSISTS/GAME	(0) 11/21 vs. Colorado College
MOST GOALS AGAINST/GAME	(9) 2/28 @ Colorado College
LEAST GOALS AGAINST/GAME	(0) 2/7 vs. Wisconsin; 2/20 vs. Alaska-Anchorage; 3/14 @ UMD
MOST ASSISTS AGAINST/GAME	(13) 2/28 @ Colorado College; 3/13 @ UMD
LEAST ASSISTS AGAINST/GAME	(0) 2/7 vs. Wisconsin; 2/20 vs. Alaska-Anchorage; 3/14 @ UMD
MOST GOALS/PERIOD	(3) 13 times, most recent-1st period, 3/14 @ UMD
MOST GOALS AGAINST/PERIOD	(5) 3rd period, 2/15 @ No. Dakota; 1st period, 2/28 @ Colo. College
MOST SHOTS ON GOAL/GAME	(47) 12/27 vs. Brown
LEAST SHOTS ON GOAL/GAME	(18) 2/14 @ North Dakota; 2/15 @ North Dakota
MOST SHOTS AGAINST/GAME	(48) 3/15 @ Minnesota-Duluth
LEAST SHOTS AGAINST/GAME	(9) 12/19 vs. St. Cloud State
MOST SHOTS ON GOAL/PERIOD	(20) 1st, 12/27 vs. Brown; 2nd, 3/7 vs. St. Cloud State
MOST SHOTS AGAINST/PERIOD	(19) 3rd, 1/24 vs. Minnesota-Duluth
MOST PENALTIES/GAME	(33) 3/14 @ Minnesota-Duluth
LEAST PENALTIES/GAME	(3) 1/16 vs. Denver
MOST PIM/GAME	(109) 3/14 @ Minnesota-Duluth
LEAST PIM/GAME	(6) 1/16 vs. Denver
MOST OPP. PENALTIES/GAME	(32) 3/14 @ Minnesota-Duluth
LEAST OPP. PENALTIES/GAME	(3) 2/27 @ Colorado College
MOST OPP. PIM/GAME	(104) 3/14 @ Minnesota-Duluth
LEAST OPP. PIM/GAME	(6) 2/28 @ Colorado College

Minnesota's Record When In 1997-98

Overall Record	17-22-0
WCHA Record	12-16-0
Home Record	13-7-0
Road Record	4-15-0
Neutral Site Record	0-0-0
Last 20 Games	11-9-0
Last 10 Games	5-5-0
Last 5 Games	3-2-0
Power Play	38 of 224 (.170)
Penalty Kill	166 of 199 (.834)
Scoring A Power-Play Goal	13-11-0
Not Scoring A Power-Play Goal	4-11-0
Allowing A Power-Play Goal	7-14-0
Not Allowing A Power-Play Goal	10-8-0
Scoring A Short-Handed Goal	4-1-0
Allowing A Short-Handed Goal	1-5-0
Penalties/Avg. Per Game	381/9.8
Penalty Minutes/Avg. Per Game	884/22.7
10 Or More Penalties	9-12-0
Fewer Than 10 Penalties	8-10-0
More Penalties Than Opponent	4-7-0
Fewer Penalties Than Opponent	9-10-0
Same Amount Of Penalties	4-5-0
In One-Goal Games	4-9-0
In Two-Goal Games	3-7-0
In Three-Goal or More Games	10-6-0
In Overtime Games	0-2-0
Scoring 4 or More Goals	15-2-0
Scoring 3 or Fewer Goals	2-20-0
Scoring 3 or More Goals	17-10-0
Scoring 2 or Fewer Goals	0-12-0
Allowing 4 or More Goals	2-16-0
Allowing 3 or Fewer Goals	15-6-0
Scoring First Goal Of Game	15-8-0
Opponents Score First	2-14-0
Leading After One Period	13-4-0
Trailing After One Period	1-12-0
Tied After One Period	3-6-0
Scoring First Goal Of Second Period	7-9-0
Leading After Two Periods	15-4-0
Trailing After Two Periods	0-14-0
Tied After Two Periods	2-4-0
Scoring First Goal Of Third Period	12-6-0
Having 10-19 Shots On Goal	0-2-0
Having 20-29 Shots On Goal	2-2-0
Having 30-39 Shots On Goal	10-12-0
Having 40 or More Shots On Goal	5-6-0
Allowing Fewer Than 10 Shots On Goal	0-1-0
Allowing 10-19 Shots On Goal	2-1-0
Allowing 20-29 Shots On Goal	9-9-0
Allowing 30-39 Shots On Goal	6-8-0
Allowing 40 or More Shots On Goal	0-3-0
Outshooting Opponent	15-12-0
Opponent Outshoots Minnesota	2-10-0
Shots Are Even	0-0-0
October	3-2-0
November	1-8-0
December	1-3-0
January	5-3-0
February	4-4-0
March	3-2-0
First Game Of A Series	8-11-0
Second Game Of A Series	9-10-0
Series Record	5-8-6
Games Following A Win	7-10-0
Games Following A Loss	10-12-0
Games Following A Tie	0-0-0

MULTIPLE-POINT GAMES

Player(games)	Last Time	Record
Smith (12)	3/14 @ UMD (3a)	9-3-0
Berg (11)	3/14 @ UMD (1g, 1a)	10-1-0
Kraft (10)	3/15 @ UMD (2g, 1a)	6-4-0
Spehar (7)	3/7 vs. SCSU (1g, 1a)	6-1-0
Anderson (6)	1/31 @ MTU (2g)	2-4-0
Hankinson (6)	3/7 vs. SCSU (1g, 1a)	5-1-0
Mills (3)	1/3 vs. Mankato St. (2a)	3-0-0
Pagel (3)	3/7 vs. SCSU (1g, 1a)	2-1-0
Kohn (2)	1/24 vs. UMD (2a)	2-0-0
Miskovich (2)	11/28 vs. Michigan (1g, 2a)	1-1-0
Westrum (2)	3/13 @ UMD (2a)	1-1-0
Abrahamson (1)	1/24 vs. UMD (2g)	1-0-0
Senden (1)	2/7 vs. WIS (2g)	1-0-0
Trebil (1)	1/17 vs. Denver (2a)	1-0-0

1997-98 WCHA WEEKLY HONORS

(date indicates when the award was announced)

OFFENSIVE PLAYER OF THE WEEK

November 10	Reggie Berg (@ Wisconsin)
March 2	Wyatt Smith (@Colorado College)
March 9	Reggie Berg (@/vs. St. Cloud State)

DEFENSIVE PLAYER OF THE WEEK

October 27	Steve DeBus (@ UMD)
January 26	Brett Abrahamson (vs. UMD)
February 9	Steve DeBus (vs. Wisconsin)

ROOKIE OF THE WEEK

November 3	Aaron Miskovich (vs. UND)
------------	---------------------------

DID YOU KNOW ...

A total of eight Golden Gophers have been drafted by NHL organizations. A listing of players drafted and the respective organization follows: Mike Anderson--Washington; Reggie Berg--Toronto; Ben Clymer--Boston; Jason Godbout--Pittsburgh; Casey Hankinson--Chicago; Ryan Kraft--San Jose; Aaron Miskovich--Colorado; Wyatt Smith--Phoenix • Minnesota was 15-2-0 when scoring four or more goals this season and just 2-20-0 when marking three or less • the Golden Gophers were 15-11-0 this season in the state of Minnesota • Minnesota was 15-8-0 when scoring first, but 2-14-0 when its opponents score the first goal of the game. The Golden Gophers are 62-16-2 (.788) in their last 80 games when scoring first • Minnesota tied its lowest power-play percentage in a single season (.170 this season and in 1993-94) since that record has been kept (1978-79 season) • the Golden Gophers have outscored their opponents 31-8 in the first period of wins this season • Minnesota did not win on the road (0-10-0) when its opponents score first

MINNESOTA ON THE POWER PLAY BY PERIOD

1st Period			2nd Period			3rd Period/*OT		
Date-Opp.	PP Time	Shots/Goals	Date-Opp.	PP Time	Shots/Goals	Date-Opp.	PP Time	Shots/Goals
10/17-MAINE	2:00	3/0	10/17-MAINE	4:00	4/0	10/17-MAINE	1:13	1/0
10/18-MAINE	2:00	1/0	10/18-MAINE	4:38	2/0	10/18-MAINE	1:41	1/1
10/24-@UMD	6:10	3/0	10/24-@UMD	3:50	1/0	10/24-@UMD	:43	2/0
10/25-@UMD	3:00	2/0	10/25-@UMD	0	---	10/25-@UMD	:24	1/1
10/31-UND	2:00	2/0	10/31-UND	:40	1/0	10/31-UND	1:20	2/0
11/1-UND	4:00	4/0	11/1-UND	5:48	5/0	11/1-UND	:33	1/1
11/7-@Wisconsin	2:00	1/0	11/7-@Wisconsin	4:50	5/1	11/7-@Wisconsin	2:36	1/0
11/8-@Wisconsin	8:00	9/0	11/8-@Wisconsin	4:00	5/0	11/8-@Wisconsin	0	---
11/14-@UAA	2:00	3/0	11/14-@UAA	5:22	3/0	11/14-@UAA	3:54	2/0
11/15-@UAA	0	---	11/15-@UAA	4:01	3/0	11/15-@UAA	1:26	2/1
11/21-CC	0:37	1/0	11/21-CC	4:39	4/0	11/21-CC	0	---
11/22-CC	4:00	2/0	11/22-CC	3:37	2/0	*11/22-CC	0	---
11/28-@Michigan	3:51	4/2	11/28-@Michigan	4:44	3/0	11/28-@Michigan	3:53	3/1
11/30-@Mich State	1:51	0/0	11/30-@Mich State	2:00	5/0	11/30-@Mich State	4:58	1/0
12/19-SCSU	4:32	3/1	12/19-SCSU	1:50	7/0	12/19-SCSU	7:21	10/0
12/20-@SCSU	4:00	3/0	12/20-@SCSU	2:33	0/0	12/20-@SCSU	:20	0/0
12/27-BROWN	3:12	9/1	12/27-BROWN	2:50	2/2	12/27-BROWN	2:00	0/0
12/28-N'EASTERN	6:02	8/0	12/28-N'EASTERN	5:40	4/0	12/28-N'EASTERN	10:33	18/1
1/2-MANKATO ST	4:48	8/1	1/2-MANKATO ST	2:23	1/1	1/2-MANKATO ST	2:00	1/0
1/3-MANKATO ST	4:51	6/2	1/3-MANKATO ST	3:14	1/0	1/3-MANKATO ST	2:00	2/0
1/16-DENVER	4:20	4/0	1/16-DENVER	4:00	9/0	1/16-DENVER	2:05	2/1
1/17-DENVER	7:59	2/0	1/17-DENVER	:40	0/0	1/17-DENVER	3:27	4/0
1/23-UMD	3:34	2/2	1/23-UMD	2:00	3/0	1/23-UMD	3:32	9/1
1/24-UMD	3:23	3/1	1/24-UMD	3:20	5/0	1/24-UMD	0	---
1/30-@Mich Tech	2:00	3/0	1/30-@Mich Tech	4:36	7/2	1/30-@Mich Tech	2:00	1/0
1/31-@Mich Tech	1:38	4/1	1/31-@Mich Tech	2:52	0/0	1/31-@Mich Tech	2:00	2/0
2/6-WISCONSIN	3:35	8/1	2/6-WISCONSIN	2:20	3/1	2/6-WISCONSIN	3:51	1/0
2/7-WISCONSIN	4:09	5/1	2/7-WISCONSIN	2:53	1/0	2/7-WISCONSIN	4:42	2/0
2/14-@UND	5:51	3/1	2/14-@UND	2:45	3/1	2/14-@UND	3:15	1/0
2/15-@UND	2:00	2/0	2/15-@UND	4:04	2/0	2/15-@UND	0	---
2/20-UAA	2:00	3/0	2/20-UAA	4:00	1/0	2/20-UAA	0	---
2/21-UAA	4:25	4/1	2/21-UAA	3:52	2/0	2/21-UAA	2:28	0/0
2/27-@CC	0	---	2/27-@CC	4:00	2/0	2/27-@CC	2:00	0/0
2/28-@CC	0	---	2/28-@CC	2:06	2/0	2/28-@CC	3:26	4/1
3/6-@SCSU	5:38	7/1	3/6-@SCSU	3:53	6/1	3/6-@SCSU	0	---
3/7-SCSU	6:35	3/0	3/7-SCSU	2:00	0/0	3/7-SCSU	0	---
3/13-@UMD	1:31	1/0	3/13-@UMD	:28	0/0	3/13-@UMD	6:45	6/1
3/14-@UMD	5:52	6/2	3/14-@UMD	:24	2/1	3/14-@UMD	4:00	3/0
3/15-@UMD	4:00	5/0	3/15-@UMD	2:00	4/0	3/15-@UMD	0	---
TOTAL	137:24	137/18	TOTAL	122:52	110/10	TOTAL	90:26	83/10

MINNESOTA ON THE PENALTY KILL BY PERIOD

1st Period			2nd Period			3rd Period/*OT		
Date-Opp.	PP Time	Shots/Goals	Date-Opp.	PP Time	Shots/Goals	Date-Opp.	PP Time	Shots/Goals
10/17-MAINE	0	---	10/17-MAINE	2:48	2/1	10/17-MAINE	7:00	2/1
10/18-MAINE	2:00	0/0	10/18-MAINE	2:00	1/0	10/18-MAINE	3:15	3/1
10/24-@UMD	6:00	4/0	10/24-@UMD	2:00	0/0	10/24-@UMD	2:51	7/1
10/25-@UMD	5:00	0/0	10/25-@UMD	2:58	7/1	10/25-@UMD	2:00	0/0
10/31-UND	2:06	0/0	10/31-UND	6:54	6/0	10/31-UND	4:00	1/0
11/1-UND	2:52	2/0	11/1-UND	3:48	2/0	11/1-UND	0	---
11/7-@Wisconsin	2:00	3/0	11/7-@Wisconsin	4:00	1/0	11/7-@Wisconsin	4:00	5/0
11/8-@Wisconsin	6:39	6/0	11/8-@Wisconsin	2:39	3/0	11/8-@Wisconsin	0	---
11/14-@UAA	6:45	4/0	11/14-@UAA	0	---	11/14-@UAA	1:54	1/0
11/15-@UAA	4:00	3/0	11/15-@UAA	1:25	2/0	11/15-@UAA	0	---
11/21-CC	2:00	0/0	11/21-CC	3:16	2/0	11/21-CC	:50	0/0
11/22-CC	4:00	3/0	11/22-CC	6:00	4/0	*11/22-CC	3:26	4/1
11/28-@Michigan	3:43	3/1	11/28-@Michigan	6:00	2/0	11/28-@Michigan	1:09	2/1
11/30-@Mich State	5:51	1/0	11/30-@Mich State	2:33	1/1	11/30-@Mich State	0	---
12/19-SCSU	:56	1/1	12/19-SCSU	0	---	12/19-SCSU	3:56	1/1
12/20-@SCSU	1:48	4/1	12/20-@SCSU	3:14	1/1	12/20-@SCSU	1:15	0/0
12/27-BROWN	3:39	1/1	12/27-BROWN	:30	0/0	12/27-BROWN	0	---
12/28-N'EASTERN	3:03	1/0	12/28-N'EASTERN	3:59	4/1	12/28-N'EASTERN	0	---
1/2-MANKATO ST	5:18	7/0	1/2-MANKATO ST	4:30	1/0	1/2-MANKATO ST	:50	1/0
1/3-MANKATO ST	2:00	3/0	1/3-MANKATO ST	6:42	3/1	1/3-MANKATO ST	0	---
1/16-DENVER	0	---	1/16-DENVER	2:00	1/0	1/16-DENVER	0	---
1/17-DENVER	3:59	2/0	1/17-DENVER	4:40	3/0	1/17-DENVER	3:27	2/0
1/23-UMD	3:01	0/0	1/23-UMD	6:11	3/0	1/23-UMD	3:06	5/0
1/24-UMD	:15	0/0	1/24-UMD	2:36	5/1	1/24-UMD	4:25	10/2
1/30-@Mich Tech	:54	1/1	1/30-@Mich Tech	6:00	5/0	1/30-@Mich Tech	0	---
1/31-@Mich Tech	:43	2/1	1/31-@Mich Tech	6:28	1/0	1/31-@Mich Tech	7:07	3/0
2/6-WISCONSIN	2:19	0/0	2/6-WISCONSIN	:10	0/0	2/6-WISCONSIN	2:00	0/0
2/7-WISCONSIN	4:00	7/0	2/7-WISCONSIN	6:00	4/0	2/7-WISCONSIN	1:35	1/0
2/14-@UND	2:35	3/1	2/14-@UND	7:19	4/0	2/14-@UND	3:31	2/0
2/15-@UND	2:00	0/0	2/15-@UND	4:04	4/0	2/15-@UND	1:10	3/1
2/20-UAA	3:33	1/0	2/20-UAA	2:27	1/0	2/20-UAA	0	---
2/21-UAA	1:30	2/1	2/21-UAA	3:31	0/0	2/21-UAA	2:00	1/0
2/27-@CC	4:00	2/0	2/27-@CC	2:00	4/0	2/27-@CC	2:00	1/0
2/28-@CC	2:00	2/0	2/28-@CC	5:10	9/2	2/28-@CC	1:26	3/2
3/6-@SCSU	0	---	3/6-@SCSU	4:00	0/0	3/6-@SCSU	0	---
3/7-SCSU	2:43	4/1	3/7-SCSU	0	---	3/7-SCSU	:48	1/1
3/13-@UMD	4:19	4/1	3/13-@UMD	1:03	1/1	3/13-@UMD	3:02	1/1
3/14-@UMD	5:04	5/0	3/14-@UMD	7:16	3/0	3/14-@UMD	4:22	4/0
3/15-@UMD	6:00	2/0	3/15-@UMD	2:00	1/0	3/15-@UMD	0	---
TOTAL	118:35	83/10	TOTAL	138:11	91/10	TOTAL	76:25	64/13

Power Play Recap—Last Series		
	UMD	Minn
Total Time	33:06	25:00
Shots On Goal	21	27
Goals Scored	3	4
Score % On Shots	.143	.148

Power Play Recap—Season		
	Opp	Minn
Total Time	333:11	350:42
Shots On Goal	238	330
Goals Scored	33	38
Score % On Shots	.139	.115

STATS/CAREER WATCH

CAREER WATCH

Penalty/Penalty Minute Breakdown

(number in parenthesis indicates opponents goals as a result)

Penalty	1st Period	2nd Period	3rd Period/OT	Total
Boarding	1/2	1/2	---	2/4
Charging	1/2	2/4	1/2	4/8
Checking/Behind	1/5	2/10	1/5 (1)	4/20 (1)
Cross Checking	7/14	10/20 (1)	7/14 (2)	24/48 (3)
Delay of Game	---	---	---	0/0
Elbowing	2/4	1/2	2/4	5/10
Fighting	---	---	---	0/0
Game Misconduct	1/10	2/20	1/10	4/40
Gross Misconduct	---	---	---	0/0
High Sticking	2/4 (1)	6/12	5/10	13/26 (1)
Holding	15/30 (1)	15/30 (2)	8/16 (2)	38/76 (5)
Hooking	8/16 (1)	4/8 (1)	5/10 (2)	17/34 (4)
Instigating	---	---	---	0/0
Interference	17/34 (2)	7/14	6/12 (3)	30/60 (5)
Kneeing	---	---	---	0/0
Misconduct	1/10	---	8/80	9/90
Roughing	36/72 (2)	35/70 (3)	75/150	146/292 (5)
Slashing	13/26 (2)	16/32 (1)	10/20 (2)	39/78 (5)
Spearing	---	---	---	0/0
Tripping	11/22 (1)	8/16 (2)	---	19/38 (3)
Unsports. Conduct	3/6	2/4	2/4	7/14
Too Many Men	1/2	1/2	2/4 (1)	4/8 (1)
Hit After Whistle	1/2	---	---	1/2
Butt Ending	---	---	---	0/0
Game DQ	---	---	---	0/0
Holding the Stick	4/8	5/10	1/2	10/20
Bench	1/2	---	---	1/2
Other	---	1/5	3/9	4/14
TOTAL	126/271 (10)	118/261 (10)	137/352 (13)	381/884 (33)

Steve DeBus

Games Played

Games	Player	Years
98	Robb Stauber	1986-89
96	John Blue	1984-87
96	Jeff Callinan	1991-95
94	Jeff Stolp	1988-92
93	Steve DeBus	1995-98

Wins

Wins	Player	Years
73	Robb Stauber	1986-89
64	John Blue	1984-87
56	Jeff Stolp	1988-92
53	Steve DeBus	1995-98

Goals Against Average

GAA	Player	Years
2.48	Jim Mattson	1951-54
2.77	Robb Stauber	1986-89
3.07	Steve DeBus	1995-98

Saves Percentage

Saves %	Player	Years
.906	Jim Mattson	1951-54
.906	Robb Stauber	1986-89
.902	Murray McLachlan	1967-70
.896	Brad Shelstad	1970-74
.891	Steve DeBus	1995-98

Minutes Played

Minutes	Player	Years
5,717	Robb Stauber	1986-89
5,441	John Blue	1984-87
5,416	Steve Janaszak	1975-79
5,300	Steve DeBus	1995-98

Shutouts

Shutouts	Player	Years
7	Robb Stauber	1986-89
7	John Blue	1984-87
6	Steve DeBus	1995-98

Ryan Kraft

Total Points

Points	Player (place)	Years
298	John Mayasich (1)	1951-55
269	Pat Micheletti (2)	1982-86
241	Corey Millen (3)	1982-87
216	Brian Bonin (6)	1992-96
180	Tom Vannelli (11)	1973-77
178	Aaron Broten (12)	1979-81
168	Richard Erdall (13)	1981-85
163	Scott Bjugstad (14)	1979-83
162	Ryan Kraft (15)	1994-98

WCHA Championships

Regular Season

1953, 1954, 1970, 1975, 1981, 1983

1988, 1989, 1992, 1997

Playoff

1983, 1993, 1994, 1996

NCAA Championships

1974, 1976, 1979

All-Time Record

Minnesota owns an all-time record of 1,305-734-104 (.633) in 76-plus seasons of hockey (2,143 games)

Golden Gophers On The Airwaves

KSTP-AM 1500: KSTP was the Golden Gophers' official radio home for the 1997-98 season. Dan Terhaar called the action while former Golden Gopher and North Stars head coach Glen Sonmor handled color commentary. KSTP's Robb Leer offered pregame, intermission and postgame interviews. KSTP-AM 1500 covered all Golden Gopher games during the 1997-98 season.

Midwest Sports Channel: MSC broadcasted 28 Golden Gopher hockey regular-season games in 1997-98, including the Dodge/Mariucci Classic in addition to the 1998 WCHA Final Five. Frank Mazzocco and Tom Reid once again handled the broadcast duties. Ryan Lefebvre and Mike Max anchored the pregame show and conducted the between period interviews. MSC's pregame lineup for Golden Gopher hockey included the "Doug Woog Show" one hour before game time, and MSC Sports Connection, which aired one half-hour before faceoff.

University of Minnesota
1997-98 Men's Ice Hockey Statistics
Record: 17-22/12-16 WCHA

Date	Opponent	Score	Record	Site	Attend	Goaltender of Record	
10/17	Maine	1- 6 L	0- 1	H Mariucci Arena	9866	Steve DeBus	0- 1
10/18	Maine	W 3- 2	1- 1	H Mariucci Arena	9749	Steve DeBus	1- 1
10/24	*Minnesota-Duluth	3- 5 L	1- 2	A Duluth, Minn.	5590	Steve DeBus	1- 2
10/25	*Minnesota-Duluth	W 5- 1	2- 2	A Duluth, Minn.	5420	Steve DeBus	2- 2
10/31	*North Dakota	W 6- 5	3- 2	H Mariucci Arena	9847	Steve DeBus	3- 2
11/ 1	*North Dakota	2- 3 L	3- 3	H Mariucci Arena	9859	Steve DeBus	3- 3
11/ 7	*Wisconsin	W 4- 2	4- 3	A Madison, Wis.	8323	Steve DeBus	4- 3
11/ 8	*Wisconsin	2- 3 L	4- 4	A Madison, Wis.	8340	Steve DeBus	4- 4
11/14	*Alaska-Anchorage	2- 3 L	4- 5	A Anchorage, Alaska	4733	Steve DeBus	4- 5
11/15	*Alaska-Anchorage	2- 3 L	4- 6	A Anchorage, Alaska	5375	Steve DeBus	4- 6
11/21	*Colorado College	1- 5 L	4- 7	H Mariucci Arena	9837	Steve DeBus	4- 7
11/22	*Colorado College	3- 4 L OT	4- 8	H Mariucci Arena	9821	Steve DeBus	4- 8
11/28	Michigan	3- 4 L	4- 9	A Ann Arbor, Mich.	6498	Steve DeBus	4- 9
11/30	Michigan State	2- 3 L	4-10	A East Lansing, Mich.	6264	Steve DeBus	4- 10
12/19	*St. Cloud State	1- 3 L	4-11	H Mariucci Arena	9809	Steve DeBus	4- 11
12/20	*St. Cloud State	1- 4 L	4-12	A St. Cloud, Minn.	7051	Erik Day	0- 1
12/27	Brown	W 6- 3	5-12	H Mariucci Arena	9807	Steve DeBus	5- 11
12/28	Northeastern	2- 4 L	5-13	H Mariucci Arena	9767	Steve DeBus	5- 12
1/ 2	Mankato State	W 6- 2	6-13	H Mariucci Arena	9831	Steve DeBus	6- 12
1/ 3	Mankato State	W 4- 3	7-13	H Mariucci Arena	9852	Erik Day	1- 1
1/16	*Denver	2- 5 L	7-14	H Mariucci Arena	9732	Steve DeBus	6- 13
1/17	*Denver	W 5- 2	8-14	H Mariucci Arena	9731	Erik Day	2- 1
1/23	*Minnesota-Duluth	W 7- 1	9-14	H Mariucci Arena	9702	Steve DeBus	7- 13
1/24	*Minnesota-Duluth	W 6- 5	10-14	H Mariucci Arena	9869	Erik Day	3- 1
1/30	*Michigan Tech	3- 5 L	10-15	A Houghton, Mich.	3702	Steve DeBus	7- 14
1/31	*Michigan Tech	3- 5 L	10-16	A Houghton, Mich.	3782	Erik Day	3- 2
2/ 6	*Wisconsin	W 4- 1	11-16	H Mariucci Arena	9852	Steve DeBus	8- 14
2/ 7	*Wisconsin	W 7- 0	12-16	H Target Center	14781	Steve DeBus	9- 14
2/14	*North Dakota	2- 4 L	12-17	A Grand Forks, N.D.	6067	Steve DeBus	9- 15
2/15	*North Dakota	3- 5 L	12-18	A Grand Forks, N.D.	6067	Steve DeBus	9- 16
2/20	*Alaska-Anchorage	W 3- 0	13-18	H Mariucci Arena	9735	Steve DeBus	10- 16
2/21	*Alaska-Anchorage	W 4- 2	14-18	H Mariucci Arena	9826	Steve DeBus	11- 16
2/27	*Colorado College	3- 4 L	14-19	A Colo. Springs, Colo.	7351	Steve DeBus	11- 17
2/28	*Colorado College	6- 9 L	14-20	A Colo. Springs, Colo.	7758	Steve DeBus	11- 18
3/ 6	*St. Cloud State	W 6- 2	15-20	A St. Cloud, Minn.	6625	Steve DeBus	12- 18
3/ 7	*St. Cloud State	W 5- 3	16-20	H Mariucci Arena	9853	Steve DeBus	13- 18
3/13	Minnesota-Duluth	3- 7 L	16-21	A Duluth, Minn.	5408	Steve DeBus	13- 19
3/14	Minnesota-Duluth	W 5- 0	17-21	A Duluth, Minn.	5408	Steve DeBus	14- 19
3/15	Minnesota-Duluth	4- 5 L OT	17-22	A Duluth, Minn.	3417	Steve DeBus	14- 20

*-WCHA Game

Record	W	L	Pct	Attendance #	Total	Avg	
All Games	17	22	.436	Home	20	201126	10056
WCHA	12	16	.429	Away	19	113179	5957
Home	13	7	.650	Neutral	0	0	0
Away	4	15	.211	Total	39	314305	8059
Neutral	0	0	.000				
Ahead After 1 Period	13	4	.765				
Behind After 1 Period	1	12	.077				
Tied After 1 Period	3	6	.333				
Ahead After 2 Periods	15	4	.789				
Behind After 2 Periods	0	14	.000				
Tied After 2 Periods	2	4	.333				
Score First	15	8	.652				
Do Not Score First	2	14	.125				
Overtime Games	0	2	.000				

University of Minnesota
1997-98 Men's Ice Hockey Statistics
WCHA Games Only

Golden Gophers	GP/ GS	G	A	Pts +/-	Sht	Sht %	Pen/	Min	PP	SH	EN	GW	GT	HT
Reggie Berg	28/ 11	17	17	34	5	137	12.4	13/ 26	6	1	2	2	0	1
Wyatt Smith	28/ 20	17	13	30	6	95	17.9	21/ 42	1	0	0	1	0	2
Dave Spehar	28/ 11	12	15	27	4	85	14.1	14/ 28	4	0	0	2	0	0
Ryan Kraft	25/ 14	8	19	27	3	93	8.6	8/ 16	3	0	1	3	0	0
Mike Anderson	20/ 9	10	8	18	-1	68	14.7	10/ 28	3	0	2	0	0	0
Erik Westrum	28/ 1	5	9	14	2	61	8.2	16/ 35	1	1	1	1	0	0
Bill Kohn	27/ 25	2	12	14	5	48	4.2	28/ 75	1	0	0	0	0	0
Casey Hankinson	24/ 9	4	9	13	-9	68	5.9	20/ 51	1	0	0	1	0	0
Rico Pagel	28/ 2	3	10	13	2	42	7.1	5/ 10	0	0	0	0	0	0
Nate Miller	28/ 4	7	3	10	-4	51	13.7	17/ 34	1	0	0	0	0	0
Aaron Miskovich	21/ 1	3	6	9	-5	52	5.8	5/ 10	0	1	0	0	0	0
Mike Lyons	28/ 2	0	9	9	-5	45	0.0	25/ 50	0	0	0	0	0	0
Stuart Senden	24/ 2	5	3	8	0	22	22.7	4/ 8	0	0	0	0	0	0
Brett Abrahamson	28/ 24	3	5	8	-1	28	10.7	10/ 36	0	0	0	1	0	0
Ryan Trebil	28/ 0	2	3	5	9	15	13.3	24/ 59	0	0	0	0	0	0
Dylan Mills	28/ 4	1	4	5	-6	23	4.3	11/ 22	0	0	0	0	0	0
Jason Godbout	19/ 1	2	1	3	1	18	11.1	8/ 16	1	0	0	1	0	0
Matt Leimbek	24/ 0	0	3	3	-3	14	0.0	4/ 8	0	0	0	0	0	0
Cory Miller	13/ 0	0	0	0	-2	6	0.0	4/ 8	0	0	0	0	0	0
Steve DeBus	24/ 23	0	0	0	0	1	0.0	0/ 0	0	0	0	0	0	0
Erik Day	7/ 5	0	0	0	0	0	0.0	1/ 2	0	0	0	0	0	0
Willy Marvin	2/ 0	0	0	0	0	0	0.0	0/ 0	0	0	0	0	0	0
Golden Gophers	28/ 28	101	149	250		972	10.4	252/ 572	22	3	6	12	0	3
Opponents	28/ 28	94	133	227		793	11.9	262/ 551	21	3	6	16	0	0

Bench Penalties: Golden Gophers 4 (8 Minutes); Opponents 3 (6 Minutes)
Power Play: Golden Gophers 22/151 (14.6%); Opponents 21/137 (15.3%);

Goaltending Statistics

Golden Gophers	GP/ GS	Min	GAA	W	L	T	ENG	Sho	GA	Sv	Sv %
Willy Marvin	2/ 0	9:03	0.00	0	0	0	1	0	0	3	1.000
Steve DeBus	24/ 23	1332:08	3.02	10	14	0	4	2	67	577	.896
Erik Day	7/ 5	324:32	3.88	2	2	0	1	0	21	121	.852
Golden Gophers	28/ 28	1665:43	3.17	12	16	0	6	2	88	701	.888
Opponents	28/ 28	1675:32	3.40	16	12	0	6	0	95	871	.902

Statistics by Period

Goals	1	2	3	OT	Tot	Penalties	1	2	3	OT	Tot
Golden Gophers	36	29	36	0	101	Golden Gophers	88	85	79	0	252
Opponents	30	24	39	1	94	Opponents	96	89	77	0	262
Shots	1	2	3	OT	Tot	Penalty Minutes	1	2	3	OT	Tot
Golden Gophers	321	323	325	2	971	Golden Gophers	195	195	182	0	572
Opponents	257	287	249	2	795	Opponents	200	178	173	0	551

University of Minnesota
1997-98 Men's Ice Hockey Statistics
Record: 17-22/12-16 WCHA

Golden Gophers	GP/ GS	G	A	Pts +/-	Sht	Sht %	Pen/	Min	PP	SH	EN	GW	GT	HT
Wyatt Smith	39/ 25	24	23	47 5	137	17.5	31/	62	3	1	0	3	0	2
Reggie Berg	39/ 16	20	19	39 -1	179	11.2	21/	53	6	2	2	2	0	1
Dave Spehar	39/ 15	19	18	37 2	129	14.7	17/	34	9	0	0	2	0	0
Ryan Kraft	32/ 16	11	26	37 7	119	9.2	8/	16	4	0	1	3	0	0
Mike Anderson	31/ 13	12	13	25 -2	114	10.5	23/	62	3	0	2	0	0	0
Casey Hankinson	35/ 16	10	12	22 -17	102	9.8	35/	81	6	0	0	2	0	0
Bill Kohn	36/ 33	4	16	20 5	59	6.8	35/	89	1	0	0	0	0	0
Rico Pagel	39/ 3	8	11	19 3	60	13.3	9/	18	1	0	0	2	0	0
Erik Westrum	39/ 2	6	12	18 -2	86	7.0	20/	43	1	1	1	1	0	0
Nate Miller	39/ 7	8	6	14 -5	70	11.4	21/	42	2	0	0	0	0	0
Brett Abrahamson	39/ 31	3	10	13 -1	36	8.3	19/	54	0	0	0	1	0	0
Mike Lyons	38/ 4	1	12	13 -3	51	2.0	30/	60	0	0	0	0	0	0
Aaron Miskovich	28/ 2	4	8	12 -7	64	6.3	7/	14	1	1	0	0	0	0
Dylan Mills	39/ 8	1	10	11 -5	39	2.6	16/	32	0	0	0	0	0	0
Stuart Senden	32/ 2	5	3	8 0	29	17.2	9/	18	0	0	0	0	0	0
Ryan Trebil	39/ 0	2	3	5 7	22	9.1	37/	96	0	0	0	0	0	0
Matt Leimbek	34/ 0	0	5	5 -2	22	0.0	8/	24	0	0	0	0	0	0
Jason Godbout	24/ 1	2	1	3 0	24	8.3	15/	38	1	0	0	1	0	0
Ben Clymer	1/ 1	0	0	0 -1	5	0.0	1/	2	0	0	0	0	0	0
Cory Miller	22/ 0	0	0	0 -2	6	0.0	11/	30	0	0	0	0	0	0
Steve DeBus	34/ 32	0	0	0 0	1	0.0	1/	2	0	0	0	0	0	0
Erik Day	9/ 6	0	0	0 0	0	0.0	1/	2	0	0	0	0	0	0
Willy Marvin	3/ 1	0	0	0 0	0	0.0	0/	0	0	0	0	0	0	0
Golden Gophers	39/ 39	140	208	348	1354	10.3	381/	884	38	5	6	17	0	3
Opponents	39/ 39	133	195	328	1105	12.0	404/	883	33	7	7	22	0	1

Bench Penalties: Golden Gophers 6 (12 Minutes); Opponents 5 (10 Minutes)
Power Play: Golden Gophers 38/224 (17.0%); Opponents 33/199 (16.6%);

Goaltending Statistics

Golden Gophers	GP/ GS	Min	GAA	W	L	T	ENG	Sho	GA	Sv	Sv %
Steve DeBus	34/ 32	1892:52	3.14	14	20	0	5	3	99	814	.892
Willy Marvin	3/ 1	49:03	3.67	0	0	0	1	0	3	16	.842
Erik Day	9/ 6	389:27	3.70	3	2	0	1	0	24	144	.857
Golden Gophers	39/ 39	2331:22	3.24	17	22	0	7	3	126	974	.885
Opponents	39/ 39	2345:15	3.43	22	17	0	6	0	134	1214	.901

Statistics by Period

Goals	1	2	3	OT	Tot	Penalties	1	2	3	OT	Tot
Golden Gophers	50	43	47	0	140	Golden Gophers	126	118	137	0	381
Opponents	39	37	55	2	133	Opponents	135	122	147	0	404
Shots	1	2	3	OT	Tot	Penalty Minutes	1	2	3	OT	Tot
Golden Gophers	454	455	437	7	1353	Golden Gophers	271	261	352	0	884
Opponents	361	386	347	13	1107	Opponents	278	252	353	0	883

GOLDEN GOPHER HOCKEY

Weekly Release & Notes/October 5, 1998



PHOTO BY [unclear]

THIS WEEKEND

ST. LAWRENCE UNIVERSITY (9-20-4, 8-12-2)

VS. GOLDEN GOPHERS (17-22-0, 12-16-0)

TEAM CHEERIOS ICEBREAKER CUP

MARIUCCI ARENA/MINNEAPOLIS, MINN.

FRIDAY, OCTOBER 16 7:05 P.M. (MSC, KSTP-AM 1500)

SATURDAY, OCTOBER 17 5:05/8:05 P.M. (MSC, KSTP-AM 1500)

VS. OHIO STATE OR BOSTON COLLEGE

Series Information

Minnesota leads 2-1-0
 Last 10 games - Minnesota leads 2-1-0
 First meeting - 12/21/66, MN 11-3
 Last meeting - 12/30/89, MN 5-3

Team Comparisons

Minnesota		St. Lawrence
38/224 (.170)	PP	33/185 (.178)
22/151 (.146)	WCHA PP	n/a
166/199 (.834)	PK	137/180 (.761)
116/137 (.847)	WCHA PK	n/a
5-5-0 (.500)	Last 10 games	3-4-3 (.450)

Series Notes: The two programs have not met since the Golden Gophers downed the Saints 5-3 on 12/30/89 in the third-place game at the Dexter Shoe Classic in Orono, Maine • Minnesota outshot St. Lawrence 44-14 in the 1989 win • former Golden Gopher Trent Klatt had a hand in four of Minnesota's five goals (1g, 3a) • Doug Woog is 1-1-0 (.500) in two career games against the Saints • SLU claimed its only win against Minnesota in a 3-2 contest at the NCAA Championships (semifinal) in Lake Placid, New York on 4/1/88 • Pete Lappin scored a hat trick to lead the Saints to their one-goal win over the Golden Gophers at the Final Four, including the game winner with just 12 seconds remaining in the contest • the first-ever meeting between the two schools was a 11-3 Minnesota win on 12/21/66 at the ECAC Tournament in New York City

About The Saints: The Saints finished 10th in the ECAC a year ago • head coach Joe Marsh is 235-182-23 (.560) in 13 seasons behind the bench • St. Lawrence won three of its final four regular season games last season • the Saints graduated five forwards, including all-ECAC choice Paul DiFrancesco, who finished his career as the school's all-time leading assist producer • the Saints return seven defensemen who saw considerable action last season • the Saints played two WCHA teams a year ago, losing to Colorado College in the 1997-98 season opener by a large margin (12-3, 10/24/97), before losing a one-goal decision to Michigan Tech (6-5, 12/28/97) • the Saints were 4-11-3 on the road last season • St. Lawrence returns only one player (Bob Prier, 15) who scored more than 10 goals last season

Golden Gophers vs. The ECAC: Minnesota is 66-18-0 (.786) all-time against teams from the East Coast Athletic Conference • the Golden Gophers have never played Vermont or Union from the ECAC • Minnesota has played more games against Harvard (18-6-0) than any other ECAC team • Doug Woog is 12-3-0 (.800) against teams from the ECAC

Career Scoring vs. St. Lawrence: No current Golden Gophers have played St. Lawrence

Tickets Remain For All Home Games: There are a limited number of tickets still available for all Golden Gopher home games. Call (612) 624-8080 or 1-800-UGOPHER for more information.

1998-99 SCHEDULE/RESULTS

Oct. 9	#ST. LAWRENCE	7:05 p.m.
Oct. 10	#ICEBREAKER CUP	5/8 p.m.
Oct. 16	MINNESOTA-DULUTH	7:05 p.m.
Oct. 17	MINNESOTA-DULUTH	7:05 p.m.
Oct. 23	ST. CLOUD STATE	7:05 p.m.
Oct. 24	@ St. Cloud State	7:05 p.m.
Oct. 30	@ Wisconsin	7:35 p.m.
Oct. 31	@ Wisconsin	7:35 p.m.
Nov. 6	COLORADO COLLEGE	7:05 p.m.
Nov. 7	COLORADO COLLEGE	7:05 p.m.
Nov. 13	NORTH DAKOTA	7:05 p.m.
Nov. 14	NORTH DAKOTA	7:05 p.m.
Nov. 20	@ Alaska-Anchorage	10:35 p.m.
Nov. 21	@ Alaska-Anchorage	10:35 p.m.
Nov. 27	#MICHIGAN	7:05 p.m.
Nov. 29	#MICHIGAN STATE	2:05 p.m.
Dec. 27	#PRINCETON	7:05 p.m.
Dec. 28	#MARIUCCI CLASSIC	4/7 p.m.
Dec. 30	*INTERN'TL GAME	7:05 p.m.
Jan. 2	#@ Boston College	1:05 p.m.
Jan. 3	#@ Boston College	1:05 p.m.
Jan. 9	@ Denver (World Arena)	7:05 p.m.
Jan. 10	@ Denver (McNichols)	7:05 p.m.
Jan. 15	#MANKATO STATE	7:05 p.m.
Jan. 16	#MANKATO STATE	7:05 p.m.
Jan. 22	@ North Dakota	7:35 p.m.
Jan. 23	@ North Dakota	7:35 p.m.
Jan. 29	MICHIGAN TECH	7:05 p.m.
Jan. 30	MICHIGAN TECH	7:05 p.m.
Feb. 5	@ Colorado College	8:35 p.m.
Feb. 6	@ Colorado College	8:05 p.m.
Feb. 13	ALASKA-ANCHORAGE	2:05 p.m.
Feb. 14	ALASKA-ANCHORAGE	2:05 p.m.
Feb. 19	@ St. Cloud State	7:35 p.m.
Feb. 20	ST. CLOUD STATE	7:05 p.m.
Feb. 26	@ Minnesota-Duluth	7:05 p.m.
Feb. 27	@ Minnesota-Duluth	7:05 p.m.
March 5	WISCONSIN	7:05 p.m.
March 6	WISCONSIN	7:05 p.m.
March 12-14	WCHA First Round Playoffs	TBA
March 18-20	WCHA Final Five	Target Center
March 25-27	NCAA Regionals	Madison/Worcester
April 1-3	NCAA Championships	

*-Exhibition game
 #-Nonconference game

NEXT WEEKEND

Golden Gophers: Will open the WCHA portion of their schedule against Minnesota-Duluth at Mariucci Arena

St. Lawrence: The Saints are idle until a series Oct. 23-24 at Merrimack

The Last Time

Minnesota Swept A Road Series:
January 24-25, 1997 @ Michigan Tech
(5-2, 8-4)

Minnesota Was Swept In A Road Series:
February 27-28, 1998 @ Colorado College
(4-3, 9-6)

Minnesota Swept A Home Series: February
20-21, 1998 vs. Alaska-Anchorage (3-0, 4-2)

Minnesota Was Swept In A Home Series:
November 21-22, 1997 vs. Colorado College
(5-1, 4-3 ot)

Minnesota Shut Out An Opponent: March 14,
1998 @ Minnesota-Duluth (Steve DeBus, 5-0)

An Opponent Shut Out Minnesota: March 4,
1995 @ St. Cloud State (Brian Leitz, 3-0)

Minnesota Player Scored A Hat Trick: March 6,
1998 @ St. Cloud State (Reggie Berg, 6-2
Minnesota win)

Minnesota Player Scored A Natural Hat Trick:
December 30, 1994 @ Mariucci Arena vs. Yale
(Ryan Kraft, 6-2 Minnesota win)

An Opponent Scored A Hat Trick: March 13,
1998 @ Minnesota-Duluth (Jeff Scissons, 7-3
Minnesota loss)

**Minnesota Player Scored Four Goals In A
Game:** February 28, 1998 (Wyatt Smith, 9-6
Minnesota loss)

**Minnesota Had 50 or More Shots On Goal In A
Game:** March 14, 1997 vs. St. Cloud State at
WCHA Final Five (52 shots, 5-4 Minnesota over-
time win)

**Opponent Had 50 or More Shots On Goal In A
Game:** January 31, 1997 @ North Dakota (51
shots, 6-4 Minnesota loss)

Minnesota Player Scored A Shorthanded Goal:
March 14, 1998 @ Minnesota-Duluth (Reggie
Berg, 5-0 Minnesota win)

Minnesota Won In Overtime: March 14, 1997
vs. St. Cloud State at WCHA Final Five (5-4)

Minnesota Lost In Overtime: March 15, 1998 @
Minnesota-Duluth (5-4)

Minnesota Tied In Overtime: February 21, 1997
@ Colorado College (3-3)

**Minnesota Scored 10 Goals Or More In A
Game:** November 9, 1996 vs. North Dakota (10-6
Minnesota win)

**Opponent Scored 10 Goals Or More In A
Game:** January 30, 1993 @ Michigan Tech (10-2
Minnesota loss)

Team Notes

☞ With a total home attendance of 201,126 for 20 home dates during the 1997-98 season, Minnesota became the first school in NCAA hockey history to average over 10,000 per game in a single season (10,056 average). The Golden Gophers had held the previous NCAA-high in that category with the 9,833 they averaged during the 1996-97 campaign

☞ Minnesota played an entire game with 12 forwards and six defensemen just two times in the final 23 games of the 1997-98 season

☞ The Golden Gophers finished last season 10-1-0 in their final 11 home games and ended the year by winning their last eight home encounters

☞ Despite being five games under .500 overall (17-22-0) and four games from breaking even in the WCHA (12-16-0), Minnesota outscored its opponents by seven goals in all games (140-133) and league contests (101-94) last season

☞ The meeting between the Golden Gophers and the Saints will be the first ever between the two schools in Minnesota

☞ Minnesota became the first school in WCHA history to have a player own or share the league's scoring title in four consecutive seasons with Reggie Berg sharing the honor last season with Colorado College's Brian Swanson

☞ Minnesota forwards scored 39 of the team's final 40 goals on the season

☞ The Golden Gophers outscored opponents 50-39 in the first period of games last season, but were outnumbered 57-47 in the third period and overtimes of games

☞ Minnesota returns its top three, four of its top five, and eight of its top 10 scorers for the 1998-99 season

☞ The team that reaches three goals first won 35 of Minnesota's 39 games last season

Minnesota's Record When In 1997-98

Overall Record	17-22-0
WCHA Record	12-16-0
Home Record	13-7-0
Road Record	4-15-0
Neutral Site Record	0-0-0
Last 20 Games	11-9-0
Last 10 Games	5-5-0
Last 5 Games	3-2-0

Power Play	38 of 224 (.170)
Penalty Kill	166 of 199 (.834)
Scoring A Power-Play Goal	13-11-0
Not Scoring A Power-Play Goal	4-11-0
Allowing A Power-Play Goal	7-14-0
Not Allowing A Power-Play Goal	10-8-0
Scoring A Short-Handed Goal	4-1-0
Allowing A Short-Handed Goal	1-5-0

Penalties/Avg. Per Game	381/9.8
Penalty Minutes/Avg. Per Game	884/22.7
10 Or More Penalties	9-12-0
Fewer Than 10 Penalties	8-10-0
More Penalties Than Opponent	4-7-0
Fewer Penalties Than Opponent	9-10-0
Same Amount Of Penalties	4-5-0

In One-Goal Games	4-9-0
In Two-Goal Games	3-7-0
In Three-Goal or More Games	10-6-0
In Overtime Games	0-2-0
Scoring 4 or More Goals	15-2-0
Scoring 3 or Fewer Goals	2-20-0
Scoring 3 or More Goals	17-10-0
Scoring 2 or Fewer Goals	0-12-0
Allowing 4 or More Goals	2-16-0
Allowing 3 or Fewer Goals	15-6-0

Scoring First Goal Of Game	15-8-0
Opponents Score First	2-14-0
Leading After One Period	13-4-0
Trailing After One Period	1-12-0
Tied After One Period	3-6-0
Scoring First Goal Of Second Period	7-9-0
Leading After Two Periods	15-4-0
Trailing After Two Periods	0-14-0
Tied After Two Periods	2-4-0
Scoring First Goal Of Third Period	12-6-0

Having 10-19 Shots On Goal	0-2-0
Having 20-29 Shots On Goal	2-2-0
Having 30-39 Shots On Goal	10-12-0
Having 40 or More Shots On Goal	5-6-0
Allowing Fewer Than 10 Shots On Goal	0-1-0
Allowing 10-19 Shots On Goal	2-1-0
Allowing 20-29 Shots On Goal	9-9-0
Allowing 30-39 Shots On Goal	6-8-0
Allowing 40 or More Shots On Goal	0-3-0
Outshooting Opponent	15-12-0
Opponent Outshoots Minnesota	2-10-0
Shots Are Even	0-0-0

October	3-2-0
November	1-8-0
December	1-3-0
January	5-3-0
February	4-4-0
March	3-2-0
First Game Of A Series	8-11-0
Second Game Of A Series	9-10-0
Series Record	5-8-6
Games Following A Win	7-10-0
Games Following A Loss	10-12-0
Games Following A Tie	0-0-0

Individual Notes

#4 Dylan Mills

So., 5-11, 212, Duluth, Minn.

- √ Third among team freshmen last season with 11 points (1g, 10a)
- √ Was a +4 in the season's final 12 games

#5 Ryan Trebil

Jr., 6-0, 212, Bloomington, Minn.

- √ Tied for the team lead last season with a +7 plus/minus rating
- √ Was a +13 in the season's final 21 games
- √ Led the team in penalties (37) and penalty minutes (96)

#7 Erik Westrum

So., 5-11, 187, Apple Valley, Minn.

- √ Led Golden Gopher freshmen in scoring last season (6-12-18)
- √ Scored a point in 13 of his final 18 games last season
- √ Filled in a defense for a portion of his rookie season due to injuries at the blueline position

#10 Mike Anderson

Sr., 6-1, 202, Bloomington, Minn.

- √ Member of the WCHA All-Star team that played in Switzerland in August
- √ Scored six of his 12 goals last season in the month of January
- √ Had six multiple-point games last season
- √ Scored in eight of nine games before being sidelined with a knee injury

#13 Nate Miller

Jr., 6-2, 200, Anoka, Minn.

- √ Scored six goals in the final 17 games last season after netting just two goals in the first 22 contests of the year
- √ Scored six of his eight goals last season on the road
- √ Ranked fifth on the team during the 1997-98 season by scoring on 11.4 percent of his shots on goal

#14 Cory Miller

Jr., 5-10, 180, Bloomington, Minn.

- √ Played in the season's final 11 games a year ago

#15 Stuart Senden

So., 6-0, 192, Alexandria, Minn.

- √ Played in the team's first 32 games before sustaining a season-ending shoulder injury
- √ Scored two goals in Minnesota's 7-0 win over Wisconsin at Target Center on 2/7/98

#17 Wyatt Smith

Sr., 5-11, 205, Warroad, Minn.

- √ Will captain the Golden Gophers for the upcoming 1998-99 season
- √ Member of the WCHA All-Star team that played in Switzerland in August, leading the team with five goals in three games
- √ Enjoyed career highs in goals (24), assists (23), and total points (47) last season
- √ Led the team in the total points last season
- √ Named to the all-WCHA third team
- √ Has posted totals of 36-34--70 in his last 58 games as a Golden Gopher
- √ Scored four goals against Colorado College in Colorado Springs, Colo. on 2/28/98
- √ Scored two of the team's three hat tricks last season

#19 Reggie Berg

Sr., 5-11, 185, Anoka, Minn.

- √ Led the WCHA in scoring in league games last season (17-17--34)
- √ Enjoyed career highs in total points (39) and power-play goals (6) in his junior campaign
- √ Minnesota is 25-1-0 in his career when Berg scores more than one point in a game
- √ Led the team with 179 shots on goal last season
- √ Won WCHA Offensive Player of the Week on two occasions last season
- √ Named to the all-WCHA second team
- √ Has three career hat tricks

#21 Mike Lyons

Jr., 6-0, 205, St. Paul, Minn.

- √ More than doubled his point production from his freshman to his sophomore season
- √ Was a +13 in games which he scored a point

#24 Bill Kohn

Sr., 6-0, 196, Roseville, Minn.

- √ Will serve as an assistant captain for the upcoming season
- √ Scored a goal in each of the first two games of the regular season in 1997-98
- √ Was a +5 in the last nine games of the season
- √ Led the team by starting in 33 contests a year ago
- √ Has played in 78 of a possible 81 games over the course of the last two seasons

#27 Aaron Miskovich

So., 5-11, 188, Grand Rapids, Minn.

- √ Scored two goals in a 6-5 win over North Dakota on 10/31/97 at Mariucci Arena
- √ Missed six games in December and January while he was a member of the U.S. Junior National Team and four games in late February due to injury

#28 Matt Leimbek

So., 5-9, 189, Rochester, Minn.

- √ Assisted on goals in five games during the 1997-98 season, four of which were Golden Gopher wins

#29 Rico Pagel

Jr., 5-10, 195, Minnetonka, Minn.

- √ Scored goals in the last four and five of the team's last six games
- √ Appeared in all 39 games last season
- √ Scored first career game-winning goal in the Golden Gophers' first win of the 1997-98 season, a 3-2 victory over Maine on 10/18/97

#31 Willy Marvin

Jr., 6-0, 187, Warroad, Minn.

- √ Appeared in parts of three games last season

#33 Dave Spehar

Jr., 5-7, 171, Duluth, Minn.

- √ Third on the team in goals (19) and total points (37) last season
- √ Scored a goal in four of his last five and six of his last eight games
- √ Third on the squad last season with 129 shots on goal
- √ Led all WCHA freshmen in scoring (15-15--30) in his rookie season (1996-97)

DID YOU KNOW...

A total of seven Golden Gophers have been drafted by NHL organizations. A listing of players drafted and the respective organization follows: Mike Anderson--Washington; Reggie Berg--Toronto; Aaron Miskovich--Colorado; Pat O'Leary--Phoenix; John Pohl--St. Louis; Wyatt Smith--Phoenix; Erik Westrum--Phoenix • Minnesota was 15-2-0 when scoring four or more goals last season and just 2-20-0 when marking three or less • the Golden Gophers were 15-11-0 last season when playing games in the state of Minnesota • Minnesota was 15-8-0 in 1997-98 when scoring first, but 2-14-0 when its opponents scored the first goal of the game. The Golden Gophers are 62-16-2 (.788) in their last 80 games when scoring first • Minnesota tied the school record for lowest power-play percentage in a single season (.170 in 1997-98 and in 1993-94) since that record has been kept (1978-79 season) • the Golden Gophers outscored their opponents 31-8 in the first period of wins last season • Minnesota did not win on the road (0-10-0) when its opponents scored first • Minnesota will not play a game from Nov. 30 to Dec. 26, a stretch of 27 days. That marks the longest in-season amount of time the program has been idle from competition in modern day school history • Chris Locker will celebrate his 21st birthday on Oct. 14 • Minnesota is ranked #11 in *The Sporting News* preseason top 20 poll

1997-98 WCHA STANDINGS

Team (Final Overall Records)	GP	W	L	T	Pts	GF	GA	GDif
1. \$# North Dakota (30-8-1)	28	21	6	1	43	127	80	+47
2. \$%# Wisconsin (26-14-1)	28	17	10	1	35	102	88	+14
3. \$# Colorado College (26-13-3)	28	16	10	2	34	111	93	+18
4. \$ St. Cloud State (22-16-2)	28	16	11	1	33	101	90	+11
5. \$ Minnesota-Duluth (21-17-2)	28	14	12	2	30	94	90	+4
6. Minnesota (17-22-0)	28	12	16	0	24	101	94	+7
7. Michigan Tech (17-20-3)	28	10	17	1	21	79	116	-37
8. Denver (11-25-2)	28	8	18	2	18	91	119	-28
9. Alaska-Anchorage (6-25-5)	28	5	19	4	14	45	81	-36

\$-advanced to the WCHA Final Five
 %-won the WCHA Final Five
 #-advanced to the NCAA Tournament

This Week In The WCHA

Friday, October 9

#Northern Mich. @ Michigan Tech

Saturday, October 10

#Michigan Tech @ Northern Mich.
 #Minnesota State @ Alaska-Anch.

Sunday, October 11

#Minnesota State @ Alaska-Anch.

#-nonconference game

1997-98 SEASON HIGHS/LOWS

MOST GOALS/GAME	(7) 1/23 vs. Minnesota-Duluth; 2/7 vs. Wisconsin
LEAST GOALS/GAME	(1) 10/17 vs. Maine; 11/21 vs. Colorado College; 12/19 & 12/20 vs. St. Cloud St.
MOST ASSISTS/GAME	(14) 1/23 vs. Minnesota-Duluth
LEAST ASSISTS/GAME	(0) 11/21 vs. Colorado College
MOST GOALS AGAINST/GAME	(9) 2/28 @ Colorado College
LEAST GOALS AGAINST/GAME	(0) 2/7 vs. Wisconsin; 2/20 vs. Alaska-Anchorage; 3/14 @ UMD
MOST ASSISTS AGAINST/GAME	(13) 2/28 @ Colorado College; 3/13 @ UMD
LEAST ASSISTS AGAINST/GAME	(0) 2/7 vs. Wisconsin; 2/20 vs. Alaska-Anchorage; 3/14 @ UMD
MOST GOALS/PERIOD	(3) 13 times, most recent-1st period, 3/14 @ UMD
MOST GOALS AGAINST/PERIOD	(5) 3rd period, 2/15 @ No. Dakota; 1st period, 2/28 @ Colo. College
MOST SHOTS ON GOAL/GAME	(47) 12/27 vs. Brown
LEAST SHOTS ON GOAL/GAME	(18) 2/14 @ North Dakota; 2/15 @ North Dakota
MOST SHOTS AGAINST/GAME	(48) 3/15 @ Minnesota-Duluth
LEAST SHOTS AGAINST/GAME	(9) 12/19 vs. St. Cloud State
MOST SHOTS ON GOAL/PERIOD	(20) 1st, 12/27 vs. Brown; 2nd, 3/7 vs. St. Cloud State
MOST SHOTS AGAINST/PERIOD	(19) 3rd, 1/24 vs. Minnesota-Duluth
MOST PENALTIES/GAME	(33) 3/14 @ Minnesota-Duluth
LEAST PENALTIES/GAME	(3) 1/16 vs. Denver
MOST PIM/GAME	(109) 3/14 @ Minnesota-Duluth
LEAST PIM/GAME	(6) 1/16 vs. Denver
MOST OPP. PENALTIES/GAME	(32) 3/14 @ Minnesota-Duluth
LEAST OPP. PENALTIES/GAME	(3) 2/27 @ Colorado College
MOST OPP. PIM/GAME	(104) 3/14 @ Minnesota-Duluth
LEAST OPP. PIM/GAME	(6) 2/28 @ Colorado College

Woog's Window

Minnesota Head Coach Doug Woog has produced unparalleled numbers as the man behind the Golden Gopher bench over the last 13 seasons. Entering Friday's game, Woog has a career record of 374-168-31 (.680) overall and a WCHA mark of 270-116-29 (.686). Minnesota has appeared in the NCAA Tournament in 12 of Woog's 13 seasons and has finished first or second in the WCHA in 11 of his 13 campaigns.

Among Woog's regular media appearances are: WCCO-AM (830) with Mike Max, Mondays and Fridays at 6:35 p.m. KSTP-AM (1500) with Pat Reusse and Joe Soucheray, Saturday mornings at 11 a.m., Thursday mornings at 7:50 a.m., and the postgame show. KARE-TV (Ch. 11) Gopher Sports Extra on selected Saturdays at 11:05 p.m. during the 1997-98 season.

MULTIPLE-POINT GAMES

Player(games)	Last Time	Record
Smith (12)	3/14 @ UMD (3a)	9-3-0
Berg (11)	3/14 @ UMD (1g, 1a)	10-1-0
Kraft (10)	3/15 @ UMD (2g, 1a)	6-4-0
Spehar (7)	3/7 vs. SCSU (1g, 1a)	6-1-0
Anderson (6)	1/31 @ MTU (2g)	2-4-0
Hankinson (6)	3/7 vs. SCSU (1g, 1a)	5-1-0
Mills (3)	1/3 vs. Mankato St. (2a)	3-0-0
Pagel (3)	3/7 vs. SCSU (1g, 1a)	2-1-0
Kohn (2)	1/24 vs. UMD (2a)	2-0-0
Miskovich (2)	11/28 vs. Michigan (1g, 2a)	1-1-0
Westrum (2)	3/13 @ UMD (2a)	1-1-0
Abrahamson (1)	1/24 vs. UMD (2g)	1-0-0
Senden (1)	2/7 vs. WIS (2g)	1-0-0
Trebil (1)	1/17 vs. Denver (2a)	1-0-0

1997-98 WCHA WEEKLY HONORS

(date indicates when the award was announced)

OFFENSIVE PLAYER OF THE WEEK

November 10	Reggie Berg (@ Wisconsin)
March 2	Wyatt Smith (@Colorado College)
March 9	Reggie Berg (@vs. St. Cloud State)

DEFENSIVE PLAYER OF THE WEEK

October 27	Steve DeBus (@ UMD)
January 26	Brett Abrahamson (vs. UMD)
February 9	Steve DeBus (vs. Wisconsin)

ROOKIE OF THE WEEK

November 3	Aaron Miskovich (vs. UND)
------------	---------------------------

In The Training Room

Player (injury)	Status
Mike Lyons (knee)	questionable

Tickets Remain!!

A limited number of tickets remain for all Golden Gopher men's hockey home games. Please call (612) 624-8080 or 1-800-UGOPHER for more information.

University of Minnesota
1997-98 Men's Ice Hockey Statistics
Record: 17-22/12-16 WCHA

Date	Opponent	Score	Record	Site	Attend	Goaltender of Record	
10/17	Maine	1 - 6 L	0- 1	H Mariucci Arena	9866	Steve DeBus	0- 1
10/18	Maine	W 3 - 2	1- 1	H Mariucci Arena	9749	Steve DeBus	1- 1
10/24	*Minnesota-Duluth	3 - 5 L	1- 2	A Duluth, Minn.	5590	Steve DeBus	1- 2
10/25	*Minnesota-Duluth	W 5 - 1	2- 2	A Duluth, Minn.	5420	Steve DeBus	2- 2
10/31	*North Dakota	W 6 - 5	3- 2	H Mariucci Arena	9847	Steve DeBus	3- 2
11/ 1	*North Dakota	2 - 3 L	3- 3	H Mariucci Arena	9859	Steve DeBus	3- 3
11/ 7	*Wisconsin	W 4 - 2	4- 3	A Madison, Wis.	8323	Steve DeBus	4- 3
11/ 8	*Wisconsin	2 - 3 L	4- 4	A Madison, Wis.	8340	Steve DeBus	4- 4
11/14	*Alaska-Anchorage	2 - 3 L	4- 5	A Anchorage, Alaska	4733	Steve DeBus	4- 5
11/15	*Alaska-Anchorage	2 - 3 L	4- 6	A Anchorage, Alaska	5375	Steve DeBus	4- 6
11/21	*Colorado College	1 - 5 L	4- 7	H Mariucci Arena	9837	Steve DeBus	4- 7
11/22	*Colorado College	3 - 4 L OT	4- 8	H Mariucci Arena	9821	Steve DeBus	4- 8
11/28	Michigan	3 - 4 L	4- 9	A Ann Arbor, Mich.	6498	Steve DeBus	4- 9
11/30	Michigan State	2 - 3 L	4-10	A East Lansing, Mich.	6264	Steve DeBus	4- 10
12/19	*St. Cloud State	1 - 3 L	4-11	H Mariucci Arena	9809	Steve DeBus	4- 11
12/20	*St. Cloud State	1 - 4 L	4-12	A St. Cloud, Minn.	7051	Erik Day	0- 1
12/27	Brown	W 6 - 3	5-12	H Mariucci Arena	9807	Steve DeBus	5- 11
12/28	Northeastern	2 - 4 L	5-13	H Mariucci Arena	9767	Steve DeBus	5- 12
1/ 2	Mankato State	W 6 - 2	6-13	H Mariucci Arena	9831	Steve DeBus	6- 12
1/ 3	Mankato State	W 4 - 3	7-13	H Mariucci Arena	9852	Erik Day	1- 1
1/16	*Denver	2 - 5 L	7-14	H Mariucci Arena	9732	Steve DeBus	6- 13
1/17	*Denver	W 5 - 2	8-14	H Mariucci Arena	9731	Erik Day	2- 1
1/23	*Minnesota-Duluth	W 7 - 1	9-14	H Mariucci Arena	9702	Steve DeBus	7- 13
1/24	*Minnesota-Duluth	W 6 - 5	10-14	H Mariucci Arena	9869	Erik Day	3- 1
1/30	*Michigan Tech	3 - 5 L	10-15	A Houghton, Mich.	3702	Steve DeBus	7- 14
1/31	*Michigan Tech	3 - 5 L	10-16	A Houghton, Mich.	3782	Erik Day	3- 2
2/ 6	*Wisconsin	W 4 - 1	11-16	H Mariucci Arena	9852	Steve DeBus	8- 14
2/ 7	*Wisconsin	W 7 - 0	12-16	H Target Center	14781	Steve DeBus	9- 14
2/14	*North Dakota	2 - 4 L	12-17	A Grand Forks, N.D.	6067	Steve DeBus	9- 15
2/15	*North Dakota	3 - 5 L	12-18	A Grand Forks, N.D.	6067	Steve DeBus	9- 16
2/20	*Alaska-Anchorage	W 3 - 0	13-18	H Mariucci Arena	9735	Steve DeBus	10- 16
2/21	*Alaska-Anchorage	W 4 - 2	14-18	H Mariucci Arena	9826	Steve DeBus	11- 16
2/27	*Colorado College	3 - 4 L	14-19	A Colo. Springs, Colo.	7351	Steve DeBus	11- 17
2/28	*Colorado College	6 - 9 L	14-20	A Colo. Springs, Colo.	7758	Steve DeBus	11- 18
3/ 6	*St. Cloud State	W 6 - 2	15-20	A St. Cloud, Minn.	6625	Steve DeBus	12- 18
3/ 7	*St. Cloud State	W 5 - 3	16-20	H Mariucci Arena	9853	Steve DeBus	13- 18
3/13	Minnesota-Duluth	3 - 7 L	16-21	A Duluth, Minn.	5408	Steve DeBus	13- 19
3/14	Minnesota-Duluth	W 5 - 0	17-21	A Duluth, Minn.	5408	Steve DeBus	14- 19
3/15	Minnesota-Duluth	4 - 5 L OT	17-22	A Duluth, Minn.	3417	Steve DeBus	14- 20

*-WCHA Game

Record	W	L	Pct	Attendance #	Total	Avg
All Games	17	22	.436			
WCHA	12	16	.429			
Home	13	7	.650	Home	20	201126
Away	4	15	.211	Away	19	113179
Neutral	0	0	.000	Neutral	0	0
Ahead After 1 Period	13	4	.765	Total	39	314305
Behind After 1 Period	1	12	.077			8059
Tied After 1 Period	3	6	.333			
Ahead After 2 Periods	15	4	.789			
Behind After 2 Periods	0	14	.000			
Tied After 2 Periods	2	4	.333			
Score First	15	8	.652			
Do Not Score First	2	14	.125			
Overtime Games	0	2	.000			

University of Minnesota
1997-98 Men's Ice Hockey Statistics
WCHA Games Only

Golden Gophers	GP/ GS	G	A	Pts	+/-	Sht	Sht %	Pen/	Min	PP	SH	EN	GW	GT	HT
Reggie Berg	28/ 11	17	17	34	5	137	12.4	13/	26	6	1	2	2	0	1
Wyatt Smith	28/ 20	17	13	30	6	95	17.9	21/	42	1	0	0	1	0	2
Dave Spehar	28/ 11	12	15	27	4	85	14.1	14/	28	4	0	0	2	0	0
Ryan Kraft	25/ 14	8	19	27	3	93	8.6	8 /	16	3	0	1	3	0	0
Mike Anderson	20/ 9	10	8	18	-1	68	14.7	10/	28	3	0	2	0	0	0
Erik Westrum	28/ 1	5	9	14	2	61	8.2	16/	35	1	1	1	1	0	0
Bill Kohn	27/ 25	2	12	14	5	48	4.2	28/	75	1	0	0	0	0	0
Casey Hankinson	24/ 9	4	9	13	-9	68	5.9	20/	51	1	0	0	1	0	0
Rico Pagel	28/ 2	3	10	13	2	42	7.1	5 /	10	0	0	0	0	0	0
Nate Miller	28/ 4	7	3	10	-4	51	13.7	17/	34	1	0	0	0	0	0
Aaron Miskovich	21/ 1	3	6	9	-5	52	5.8	5 /	10	0	1	0	0	0	0
Mike Lyons	28/ 2	0	9	9	-5	45	0.0	25/	50	0	0	0	0	0	0
Stuart Senden	24/ 2	5	3	8	0	22	22.7	4 /	8	0	0	0	0	0	0
Brett Abrahamson	28/ 24	3	5	8	-1	28	10.7	10/	36	0	0	0	1	0	0
Ryan Trebil	28/ 0	2	3	5	9	15	13.3	24/	59	0	0	0	0	0	0
Dylan Mills	28/ 4	1	4	5	-6	23	4.3	11/	22	0	0	0	0	0	0
Jason Godbout	19/ 1	2	1	3	1	18	11.1	8 /	16	1	0	0	1	0	0
Matt Leimbek	24/ 0	0	3	3	-3	14	0.0	4 /	8	0	0	0	0	0	0
Cory Miller	13/ 0	0	0	0	-2	6	0.0	4 /	8	0	0	0	0	0	0
Steve DeBus	24/ 23	0	0	0	0	1	0.0	0 /	0	0	0	0	0	0	0
Erik Day	7/ 5	0	0	0	0	0	0.0	1 /	2	0	0	0	0	0	0
Willy Marvin	2/ 0	0	0	0	0	0	0.0	0 /	0	0	0	0	0	0	0
Golden Gophers	28/ 28	101	149	250		972	10.4	252/	572	22	3	6	12	0	3
Opponents	28/ 28	94	133	227		793	11.9	262/	551	21	3	6	16	0	0

Bench Penalties: Golden Gophers 4 (8 Minutes); Opponents 3 (6 Minutes)
Power Play: Golden Gophers 22/151 (14.6%); Opponents 21/137 (15.3%);

Goaltending Statistics

Golden Gophers	GP/ GS	Min	GAA	W	L	T	ENG	Sho	GA	Sv	Sv %
Willy Marvin	2 / 0	9:03	0.00	0	0	0	1	0	0	3	1.000
Steve DeBus	24/ 23	1332:08	3.02	10	14	0	4	2	67	577	.896
Erik Day	7 / 5	324:32	3.88	2	2	0	1	0	21	121	.852
Golden Gophers	28/ 28	1665:43	3.17	12	16	0	6	2	88	701	.888
Opponents	28/ 28	1675:32	3.40	16	12	0	6	0	95	871	.902

Statistics by Period

Goals	1	2	3	OT	Tot	Penalties	1	2	3	OT	Tot
Golden Gophers	36	29	36	0	101	Golden Gophers	88	85	79	0	252
Opponents	30	24	39	1	94	Opponents	96	89	77	0	262
Shots	1	2	3	OT	Tot	Penalty Minutes	1	2	3	OT	Tot
Golden Gophers	321	323	325	2	971	Golden Gophers	195	195	182	0	572
Opponents	257	287	249	2	795	Opponents	200	178	173	0	551

University of Minnesota
1997-98 Men's Ice Hockey Statistics
Record: 17-22/12-16 WCHA

Golden Gophers	GP/ GS	G	A	Pts +/-	Sht	Sht %	Pen/	Min	PP	SH	EN	GW	GT	HT	
Wyatt Smith	39/ 25	24	23	47 5	137	17.5	31/	62	3	1	0	3	0	2	
Reggie Berg	39/ 16	20	19	39 -1	179	11.2	21/	53	6	2	2	2	0	1	
Dave Spehar	39/ 15	19	18	37 2	129	14.7	17/	34	9	0	0	2	0	0	
Ryan Kraft	32/ 16	11	26	37 7	119	9.2	8/	16	4	0	1	3	0	0	
Mike Anderson	31/ 13	12	13	25 -2	114	10.5	23/	62	3	0	2	0	0	0	
Casey Hankinson	35/ 16	10	12	22 -17	102	9.8	35/	81	6	0	0	2	0	0	
Bill Kohn	36/ 33	4	16	20 5	59	6.8	35/	89	1	0	0	0	0	0	
Rico Pagel	39/ 3	8	11	19 3	60	13.3	9/	18	1	0	0	2	0	0	
Erik Westrum	39/ 2	6	12	18 -2	86	7.0	20/	43	1	1	1	1	0	0	
Nate Miller	39/ 7	8	6	14 -5	70	11.4	21/	42	2	0	0	0	0	0	
Brett Abrahamson	39/ 31	3	10	13 -1	36	8.3	19/	54	0	0	0	1	0	0	
Mike Lyons	38/ 4	1	12	13 -3	51	2.0	30/	60	0	0	0	0	0	0	
Aaron Miskovich	28/ 2	4	8	12 -7	64	6.3	7/	14	1	1	0	0	0	0	
Dylan Mills	39/ 8	1	10	11 -5	39	2.6	16/	32	0	0	0	0	0	0	
Stuart Senden	32/ 2	5	3	8 0	29	17.2	9/	18	0	0	0	0	0	0	
Ryan Trebil	39/ 0	2	3	5 7	22	9.1	37/	96	0	0	0	0	0	0	
Matt Leimbek	34/ 0	0	5	5 -2	22	0.0	8/	24	0	0	0	0	0	0	
Jason Godbout	24/ 1	2	1	3 0	24	8.3	15/	38	1	0	0	1	0	0	
Ben Clymer	1/ 1	0	0	0 -1	5	0.0	1/	2	0	0	0	0	0	0	
Cory Miller	22/ 0	0	0	0 -2	6	0.0	11/	30	0	0	0	0	0	0	
Steve DeBus	34/ 32	0	0	0 0	1	0.0	1/	2	0	0	0	0	0	0	
Erik Day	9/ 6	0	0	0 0	0	0.0	1/	2	0	0	0	0	0	0	
Willy Marvin	3/ 1	0	0	0 0	0	0.0	0/	0	0	0	0	0	0	0	
Golden Gophers	39/ 39	140	208	348		1354	10.3	381/	884	38	5	6	17	0	3
Opponents	39/ 39	133	195	328		1105	12.0	404/	883	33	7	7	22	0	1

Bench Penalties: Golden Gophers 6 (12 Minutes); Opponents 5 (10 Minutes)
Power Play: Golden Gophers 38/224 (17.0%); Opponents 33/199 (16.6%);

Goaltending Statistics

Golden Gophers	GP/ GS	Min	GAA	W	L	T	ENG	Sho	GA	Sv	Sv %
Steve DeBus	34/ 32	1892:52	3.14	14	20	0	5	3	99	814	.892
Willy Marvin	3/ 1	49:03	3.67	0	0	0	1	0	3	16	.842
Erik Day	9/ 6	389:27	3.70	3	2	0	1	0	24	144	.857
Golden Gophers	39/ 39	2331:22	3.24	17	22	0	7	3	126	974	.885
Opponents	39/ 39	2345:15	3.43	22	17	0	6	0	134	1214	.901

Statistics by Period

Goals	1	2	3	OT	Tot	Penalties	1	2	3	OT	Tot
Golden Gophers	50	43	47	0	140	Golden Gophers	126	118	137	0	381
Opponents	39	37	55	2	133	Opponents	135	122	147	0	404
Shots	1	2	3	OT	Tot	Penalty Minutes	1	2	3	OT	Tot
Golden Gophers	454	455	437		71353	Golden Gophers	271	261	352	0	884
Opponents	361	386	347		131107	Opponents	278	252	353	0	883

GOLDEN GOPHER HOCKEY

Weekly Release & Notes/October 12, 1998



THIS WEEKEND

UNIVERSITY OF MINNESOTA-DULUTH (0-0-0, 0-0-0)

AT MINNESOTA (1-1-0, 0-0-0)

MARIUCCI ARENA/MINNEAPOLIS, MINN.

FRIDAY, OCTOBER 16 7:05 P.M. (MSC, KSTP-AM 1500)

SATURDAY, OCTOBER 17- 7:05 P.M. (MSC, KSTP-AM 1500)

Series Information

Minnesota leads 104-56-9
 Last 10 games - Minnesota leads 6-4-0
 First meeting - 12/13/52, MN 14-2
 Last meeting - 3/15/98, UMD 5-4 (ot)
 Minnesota's longest win streak - 12
 Minnesota-Duluth's longest win streak - 4
 '90s - MN 26-11-2
 '80s - MN 27-21-3
 '70s - MN 30-15-3
 '60s - MN 19-9-1
 '50s - MN 1-0-0
 Exhibition games - MN 1-0-0

Team Comparisons

Minnesota	Minnesota-Duluth
1/15 (.067)	PP *35/203 (.172)
0/0 (n/a)	WCHA PP *24/138 (.174)
7/11 (.636)	PK *178/208 (.856)
0/0 (n/a)	WCHA PK*130/150 (.867)
5-5-0 (.500)	Last 10 games 6-3-1 (.650)

*-1997-98 statistics

Series Notes: Minnesota leads the series 12-7-1 (.625) in games played in the month of October • Friday's game will be the earliest recorded game between the two schools in history • Doug Woog is 38-16-2 (.696) in 56 career games against the Bulldogs • the Golden Gophers are 10-2-2 in 14 games decided by one goal or less in the '90s • Minnesota has outscored UMD 21-5 in the first period of the last nine games of the series • Minnesota scored at least one goal in 20 of the 21 regulation periods played between the two teams last season

1997-98 vs. Bulldogs: The Golden Gophers won three of the four meetings between the two teams during the regular season. The Bulldogs claimed their only win (5-3) in the first game at the DECC before Minnesota gained a series split with a convincing 5-1 win the next night. A late January series in Minneapolis resulted in a Golden Gopher sweep (7-1, 6-5) • the Bulldogs ended Minnesota's disappointing season with a three-game series win in the first round of the WCHA playoffs at the DECC • a total of 13 different Golden Gophers scored goals against the Bulldogs in the seven games between the two teams last season • the 21 Minnesota goals in the four regular season games were the most they scored in a regular season series against another league team last season • Minnesota was 9-for-38 (.237) on the power play in the seven games combined, while UMD was 8-for-46 (.174) with the man advantage • Minnesota outscored the Bulldogs 14-3 and outshot them 90-66 in the first period of the seven games

Career Scoring vs. Minnesota-Duluth

Player (games)	G-A--Pts	Notes
Reggie Berg (15)	9-8--17	Scored hat trick on 1/12/96
Wyatt Smith (15)	7-8--15	Tied career high with 3a on 3/14/98
Dave Spehar (11)	9-3--12	Back-to-back 2g games at Mariucci last year
Bill Kohn (11)	0-9--9	Tied career high with 2a on 1/24/98
Mike Anderson (15)	3-4--7	Was 1-3--4 in seven games last year
Rico Pagel (11)	3-4--7	Career high 3a on 1/23/98
Aaron Miskovich (6)	1-2--3	Points in three of four regular season games
Nate Miller (11)	3-0--3	Scored PPG in 5-0 playoff win on 3/14/98
Stuart Senden (4)	1-0--1	Scored goal in 7-1 win on 1/23/98
Erik Westrum (7)	1-3--4	Tied career high with 2a on 3/13/98
Mike Lyons (11)	0-1--1	Assisted on final goal in 5-0 win on 3/14/98
Dylan Mills (7)	0-1--1	Assisted on first goal in 5-4 loss on 3/15/98
Willy Marvin (1)	0-0-0, 29.03, .500	Played 2:04 vs. UMD on 2/14/97

1998-99 SCHEDULE/RESULTS

Oct. 9	#ST. LAWRENCE	L 4-6
Oct. 10	#OHIO STATE	W 4-3
Oct. 16	MINNESOTA-DULUTH	7:05 p.m.
Oct. 17	MINNESOTA-DULUTH	7:05 p.m.
Oct. 23	ST. CLOUD STATE	7:05 p.m.
Oct. 24	@ St. Cloud State	7:05 p.m.
Oct. 30	@ Wisconsin	7:35 p.m.
Oct. 31	@ Wisconsin	7:35 p.m.
Nov. 6	COLORADO COLLEGE	7:05 p.m.
Nov. 7	COLORADO COLLEGE	7:05 p.m.
Nov. 13	NORTH DAKOTA	7:05 p.m.
Nov. 14	NORTH DAKOTA	7:05 p.m.
Nov. 20	@ Alaska-Anchorage	10:35 p.m.
Nov. 21	@ Alaska-Anchorage	10:35 p.m.
Nov. 27	#MICHIGAN	7:05 p.m.
Nov. 29	#MICHIGAN STATE	2:05 p.m.
Dec. 27	#PRINCETON	7:05 p.m.
Dec. 28	#MARIUCCI CLASSIC	4/7 p.m.
Dec. 30	*INTERN'TL GAME	7:05 p.m.
Jan. 2	#@ Boston College	1:05 p.m.
Jan. 3	#@ Boston College	1:05 p.m.
Jan. 9	@ Denver (World Arena)	7:05 p.m.
Jan. 10	@ Denver (McNichols)	7:05 p.m.
Jan. 15	#MANKATO STATE	7:05 p.m.
Jan. 16	#MANKATO STATE	7:05 p.m.
Jan. 22	@ North Dakota	7:35 p.m.
Jan. 23	@ North Dakota	7:35 p.m.
Jan. 29	MICHIGAN TECH	7:05 p.m.
Jan. 30	MICHIGAN TECH	7:05 p.m.
Feb. 5	@ Colorado College	8:35 p.m.
Feb. 6	@ Colorado College	8:05 p.m.
Feb. 13	ALASKA-ANCHORAGE	2:05 p.m.
Feb. 14	ALASKA-ANCHORAGE	2:05 p.m.
Feb. 19	@ St. Cloud State	7:35 p.m.
Feb. 20	ST. CLOUD STATE	7:05 p.m.
Feb. 26	@ Minnesota-Duluth	7:05 p.m.
Feb. 27	@ Minnesota-Duluth	7:05 p.m.
March 5	WISCONSIN	7:05 p.m.
March 6	WISCONSIN	7:05 p.m.
March 12-14	WCHA First Round Playoffs	TBA
March 18-20	WCHA Final Five	Target Center
March 25-27	NCAA Regionals	Madison/Worcester
April 1-3	NCAA Championships	

*-Exhibition game
 #-Nonconference game

LAST WEEKEND

Golden Gophers: Lost to St. Lawrence (6-4) Friday, then rebounded to defeat #7 Ohio State (4-3) on Saturday

Minnesota-Duluth: The Bulldogs are opening the 1998-99 season on Friday

The Last Time

Minnesota Swept A Road Series:
January 24-25, 1997 @ Michigan Tech
(5-2, 8-4)

Minnesota Was Swept In A Road Series:
February 27-28, 1998 @ Colorado College (4-3, 9-6)

Minnesota Swept A Home Series: February
20-21, 1998 vs. Alaska-Anchorage (3-0, 4-2)

Minnesota Was Swept In A Home Series:
November 21-22, 1997 vs. Colorado College
(5-1, 4-3 ot)

Minnesota Shut Out An Opponent: March 14,
1998 @ Minnesota-Duluth (Steve DeBus, 5-0)

An Opponent Shut Out Minnesota: March 4,
1995 @ St. Cloud State (Brian Leitza, 3-0)

Minnesota Player Scored A Hat Trick: March 6,
1998 @ St. Cloud State (Reggie Berg, 6-2
Minnesota win)

Minnesota Player Scored A Natural Hat Trick:
December 30, 1994 @ Mariucci Arena vs. Yale
(Ryan Kraft, 6-2 Minnesota win)

An Opponent Scored A Hat Trick: March 13,
1998 @ Minnesota-Duluth (Jeff Scissons, 7-3
Minnesota loss)

**Minnesota Player Scored Four Goals In A
Game:** February 28, 1998 (Wyatt Smith, 9-6
Minnesota loss)

**Minnesota Had 50 or More Shots On Goal In A
Game:** October 9, 1998 vs. St. Lawrence in
Icebreaker Invitational (50 shots, 6-4 Minnesota
loss)

**Opponent Had 50 or More Shots On Goal In A
Game:** January 31, 1997 @ North Dakota (51
shots, 6-4 Minnesota loss)

Minnesota Player Scored A Shorthanded Goal:
March 14, 1998 @ Minnesota-Duluth (Reggie
Berg, 5-0 Minnesota win)

Minnesota Won In Overtime: March 14, 1997
vs. St. Cloud State at WCHA Final Five (5-4)


Minnesota Lost In Overtime: March 15, 1998 @
Minnesota-Duluth (5-4)


Minnesota Tied In Overtime: February 21, 1997
@ Colorado College (3-3)


**Minnesota Scored 10 Goals Or More In A
Game:** November 9, 1996 vs. North Dakota (10-6
Minnesota win)


**Opponent Scored 10 Goals Or More In A
Game:** January 30, 1993 @ Michigan Tech (10-2
Minnesota loss)


Team Notes


 The Golden Gophers peppered opposing goaltenders for 96 shots on goal in the two games of the Icebreaker Invitational last weekend. Minnesota outshot St. Lawrence 50-24 in Friday's 6-4 loss, and Ohio State 46-23 in Saturday's 4-3 win for a combined margin of 96-47


 Minnesota has won nine of its last 10 home games dating back to the end of last season. The Golden Gophers will play nine of their first 12 games to open the 1998-99 season at Mariucci Arena


 Minnesota forwards have scored 47 of the team's last 48 goals dating back to the end of last season

 The Golden Gophers won their first one-goal game of the season with the 4-3 decision over Ohio State on Saturday. Minnesota was just 4-9-0 in 13 one-goal games last season

 Minnesota has put at least 14 shots on net each period this season

 Minnesota is 10-2-0 in 12 games against Minnesota-Duluth at the new Mariucci Arena

 A total of 18,923 (9,462 average) witnessed last weekend's Icebreaker Invitational at Mariucci Arena

 Minnesota will not play a game from Nov. 30 through Dec. 26 - a stretch of 27 days. That is the longest span without a game on the schedule in Golden Gopher hockey modern day history. The team will be idle from league action from Nov. 22 through Jan. 9

Icebreaker Invitational All-Tournament Team

F - Hugo Boisvert, Ohio State
F - Reggie Berg, Minnesota
F - Brian Gionta, Boston College
D - Mike Mottau, Boston College
D - Justin Harney, St. Lawrence
G - Eric Heffler, St. Lawrence
MVP - Eric Heffler, St. Lawrence

Minnesota's Record When In 1998-99

Overall Record	1-1-0
WCHA Record	0-0-0
Home Record	1-1-0
Road Record	0-0-0
Neutral Site Record	0-0-0
Last 20 Games (dating back to 1997-98)	11-9-0
Last 10 Games (dating back to 1997-98)	5-5-0
Last 5 Games (dating back to 1997-98)	2-3-0

Power Play	1 of 15 (.067)
Penalty Kill	7 of 11 (.636)
Scoring A Power-Play Goal	0-1-0
Not Scoring A Power-Play Goal	1-0-0
Allowing A Power-Play Goal	1-1-0
Not Allowing A Power-Play Goal	0-0-0
Scoring A Short-Handed Goal	0-0-0
Allowing A Short-Handed Goal	0-0-0

Penalties/Avg. Per Game	13/6.5
Penalty Minutes/Avg. Per Game	26/13.0
10 Or More Penalties	0-0-0
Fewer Than 10 Penalties	1-1-0
More Penalties Than Opponent	0-0-0
Fewer Penalties Than Opponent	1-1-0
Same Amount Of Penalties	0-0-0

In One-Goal Games	1-0-0
In Two-Goal Games	0-1-0
In Three-Goal or More Games	0-0-0
In Overtime Games	0-0-0
Scoring 4 or More Goals	1-1-0
Scoring 3 or Fewer Goals	0-0-0
Scoring 3 or More Goals	1-1-0
Scoring 2 or Fewer Goals	0-0-0
Allowing 4 or More Goals	0-1-0
Allowing 3 or Fewer Goals	1-0-0

Scoring First Goal Of Game	1-0-0
Opponents Score First	0-1-0
Leading After One Period	1-0-0
Trailing After One Period	0-1-0
Tied After One Period	0-0-0
Scoring First Goal Of Second Period	1-1-0
Leading After Two Periods	1-0-0
Trailing After Two Periods	0-1-0
Tied After Two Periods	0-0-0
Scoring First Goal Of Third Period	0-0-0

Having 10-19 Shots On Goal	0-0-0
Having 20-29 Shots On Goal	0-0-0
Having 30-39 Shots On Goal	0-0-0
Having 40 or More Shots On Goal	1-1-0
Allowing Fewer Than 10 Shots On Goal	0-0-0
Allowing 10-19 Shots On Goal	0-0-0
Allowing 20-29 Shots On Goal	1-1-0
Allowing 30-39 Shots On Goal	0-0-0
Allowing 40 or More Shots On Goal	0-0-0
Outshooting Opponent	1-1-0
Opponent Outshoots Minnesota	0-0-0
Shots Are Even	0-0-0

October	1-1-0
November	0-0-0
December	0-0-0
January	0-0-0
February	0-0-0
March	0-0-0
First Game Of A Series	0-0-0
Second Game Of A Series	0-0-0
Series Record	0-0-0
Games Following A Win	0-0-0
Games Following A Loss	1-0-0
Games Following A Tie	0-0-0

Individual Notes

#1 Adam Hauser

Fr., 6-2, 195, Bovey, Minn.

✓ Made his collegiate debut last Friday night against St. Lawrence (6 GA, 18 saves) at Mariucci Arena

#3 Jordan Leopold

Fr., 6-0, 195, Robbinsdale, Minn.

✓ Chipped in an assist in each game of last weekend's Icebreaker Invitational

#4 Dylan Mills

So., 5-11, 212, Duluth, Minn.

✓ Third among team freshmen last season with 11 points (1g, 10a)

✓ Is +6 in his last 14 games

✓ Is one of four Duluth natives playing against his hometown team this weekend (Spehar, Angell, Locker) - all are alums of East High School

#5 Ryan Trebil

Jr., 6-0, 212, Bloomington, Minn.

✓ Was a +13 in the season's final 21 games

✓ Led the team in penalties (37) and penalty minutes (96)

#7 Erik Westrum

So., 5-11, 187, Apple Valley, Minn.

✓ Led Golden Gopher freshmen in scoring last season (6-12--18)

✓ Scored Minnesota's final goal in the 6-4 loss to St. Lawrence Friday night

✓ Second on the team with 12 shots on goal in last weekend's Icebreaker Invitational

#9 John Pohl

Fr., 6-0, 190, Red Wing, Minn.

✓ Debuted with an assist on Miskovich's goal in Friday's 6-4 loss to St. Lawrence

#10 Mike Anderson

Sr., 6-1, 202, Bloomington, Minn.

✓ One of only four returning Golden Gophers who have scored a point against every 1998-99 WCHA opponent

#13 Nate Miller

Jr., 6-2, 200, Anoka, Minn.

✓ Tallied third career multiple point game with a goal and an assist in Saturday's 4-3 win over Ohio State - all three games have resulted in Minnesota wins

✓ Has scored seven goals in his last 19 games after just two goals in his previous 22 games

#17 Wyatt Smith

Sr., 5-11, 205, Warroad, Minn.

✓ Will captain the Golden Gophers for the upcoming 1998-99 season

✓ Member of the WCHA All-Star team that played in Switzerland in August, leading the team with five goals in three games

✓ Has 89 career points, including 37-36--73 in his last 60 games

✓ Chalked up his 20th career multiple-point game with a goal and an assist, both in the first period, against Ohio State

✓ Scored four goals against Colorado College in Colorado Springs, Colo. on 2/28/98

✓ Scored two of the team's three hat tricks last season

#19 Reggie Berg

Sr., 5-11, 185, Anoka, Minn.

✓ Scored a goal in each game of last weekend's Icebreaker Invitational

✓ Fired nine shots on goal in Saturday's win over Ohio State

✓ Minnesota is now 26-1-0 in his career when Berg scores more than one point in a game after a goal and two assists in Saturday's 4-3 victory

✓ Has 15-14--29 in Minnesota's last 18 wins

✓ Scored two goals and added an assist in a 7-1 win over Minnesota-Duluth on 1/23/98

✓ Recorded a hat trick on 1/12/96 at Mariucci Arena against UMD

#24 Bill Kohn

Sr., 6-0, 196, Roseville, Minn.

✓ Will serve as an assistant captain for the 1998-99 season

✓ Assisted on Berg's goal in Saturday's win over Ohio State

✓ Was a +8 in seven games against Minnesota-Duluth last season

✓ Tied a career high with two assists against UMD on 1/24/98 at Mariucci Arena

✓ Has played in 80 of a possible 83 games over the course of the last three seasons

#27 Aaron Miskovich

So., 5-11, 188, Grand Rapids, Minn.

✓ Scored the game-winning goal in Saturday's victory over Ohio State

✓ Also scored a goal in Friday's loss to St. Lawrence

#29 Rico Pagel

Jr., 5-10, 195, Minnetonka, Minn.

✓ Notched three assists for a career high three points in a 7-1 win over UMD on 1/23/98

✓ Assisted on Miskovich's GWG in Saturday's victory over Ohio State - last season, he scored the Golden Gophers' first GWG of the season in the 3-2 win over Maine on 10/18/97

#31 Willy Marvin

Jr., 6-0, 187, Warroad, Minn.

✓ Notched first career win by smothering 20 of 23 shots against Ohio State on Saturday

✓ Played 2:04 in a 2/14/97 game vs. UMD (his freshman season), surrendering one goal and making one save

#33 Dave Spehar

Jr., 5-7, 171, Duluth, Minn.

✓ Scored the Golden Gophers' lone power-play goal last weekend

✓ Has scored more goals against Minnesota-Duluth (9) than any other career opponent

✓ Enjoyed back-to-back multiple-goal games against Minnesota-Duluth last season at Mariucci Arena (1/23-24/98)

✓ Scored a point in six of seven games last season against the Bulldogs

DID YOU KNOW...

A total of seven Golden Gophers have been drafted by NHL organizations. A listing of players drafted and the respective organization follows: Mike Anderson--Washington; Reggie Berg--Toronto; Aaron Miskovich--Colorado; Pat O'Leary--Phoenix; John Pohl--St. Louis; Wyatt Smith--Phoenix; Erik Westrum--Phoenix • Minnesota was 15-8-0 in 1997-98 when scoring first, but 2-14-0 when its opponents scored the first goal of the game. The Golden Gophers, who scored first in Saturday's win over Ohio State, are 63-16-2 (.790) in their last 81 games when scoring first • Duluth native Chris Locker will celebrate his 21st birthday on Wednesday of this week • Minnesota scored two times in the first 37 seconds of the second period - 18 seconds apart - of Saturday's 4-3 win over Ohio State • all four Minnesota goals against the Buckeyes were scored in the first 4:16 of a period • the first Blueline Club luncheon of the season will be held Friday at Jax in Minneapolis - call (612) 625-2886 for more information • Golden Gopher volunteer goaltending coach Bob Mason was the 1982-83 WCHA Player of the Year while playing for the University of Minnesota-Duluth Bulldogs

This Week's Opponent University of Minnesota-Duluth

Location: Duluth, Minn.

Founded: 1902

Enrollment: 7,600

Arena: DECC (5,335)

Rink Size: 190 x 85

Head Coach: Mike Sertich (UMD, 1969)

Sertich's Career Record: 328-279-40 (16)

Assistant Coaches: Jim Knapp, Glenn Kulyk, John Hydeuk

Notes: The Bulldogs will play their first four games of the 1998-99 season on the road. UMD travels to North Dakota next weekend • leading returning scorer is junior C Jeff Scissons (17-24--41)

1998-99 WCHA STANDINGS

Team (Overall Record, win %)	GP	W	L	T	Pts	GF	GA	GDif
Minnesota (1-1-0, .500)	0	0	0	0	0	0	0	0
Colorado College (0-0-0)	0	0	0	0	0	0	0	0
Denver (0-0-0)	0	0	0	0	0	0	0	0
Minnesota-Duluth (0-0-0)	0	0	0	0	0	0	0	0
North Dakota (0-0-0)	0	0	0	0	0	0	0	0
St. Cloud State (0-0-0)	0	0	0	0	0	0	0	0
Alaska-Anchorage (0-2-0, .000)	0	0	0	0	0	0	0	0
Wisconsin (0-1-0, .000)	0	0	0	0	0	0	0	0
Michigan Tech (0-2-0, .000)	0	0	0	0	0	0	0	0

This Week In The WCHA

Friday, October 16

Minnesota-Duluth @ Minnesota
Michigan Tech @ Wisconsin
Alaska-Anchorage @ Alaska-Fairbanks

Saturday, October 17

Minnesota-Duluth @ Minnesota
Michigan Tech @ Wisconsin
Alaska-Anchorage @ Alaska-Fairbanks
Brandon Univ. @ St. Cloud State (exh)

1998-99 season highs/lows

MOST GOALS/GAME	(4) two times, last 10/10 vs. Ohio State
LEAST GOALS/GAME	(4) two times, last 10/10 vs. Ohio State
MOST ASSISTS/GAME	(7) 10/10 vs. Ohio State
LEAST ASSISTS/GAME	(6) 10/9 vs. Ohio State
MOST GOALS AGAINST/GAME	(6) 10/9 vs. St. Lawrence
LEAST GOALS AGAINST/GAME	(3) 10/10 vs. Ohio State
MOST ASSISTS AGAINST/GAME	(6) two times, last 10/10 vs. Ohio State
LEAST ASSISTS AGAINST/GAME	(6) two times, last 10/10 vs. Ohio State
MOST GOALS/PERIOD	(2) four times, last 10/10 vs. Ohio State - second period
MOST GOALS AGAINST/PERIOD	(2) three times, last 10/9 vs. SLU - third period
MOST SHOTS ON GOAL/GAME	(50) 10/9 vs. St. Lawrence
LEAST SHOTS ON GOAL/GAME	(46) 10/10 vs. Ohio State
MOST SHOTS AGAINST/GAME	(24) 10/9 vs. St. Lawrence
LEAST SHOTS AGAINST/GAME	(23) 10/10 vs. Ohio State
MOST SHOTS ON GOAL/PERIOD	(22) 10/9 vs. St. Lawrence
MOST SHOTS AGAINST/PERIOD	(11) two times, last 10/10 vs. OSU - second period
MOST PENALTIES/GAME	(9) 10/10 vs. Ohio State
LEAST PENALTIES/GAME	(4) 10/9 vs. St. Lawrence
MOST PIM/GAME	(18) 10/10 vs. Ohio State
LEAST PIM/GAME	(8) 10/9 vs. St. Lawrence
MOST OPP. PENALTIES/GAME	(10) 10/10 vs. Ohio State
LEAST OPP. PENALTIES/GAME	(8) 10/9 vs. St. Lawrence
MOST OPP. PIM/GAME	(28) 10/10 vs. Ohio State
LEAST OPP. PIM/GAME	(16) 10/9 vs. St. Lawrence

Woog's Window

Minnesota Head Coach Doug Woog has produced unparalleled numbers as the man behind the Golden Gopher bench over the last 14 seasons. Entering Friday's game, Woog has a career record of 375-169-31 (.679) overall and a WCHA mark of 270-116-29 (.686). Minnesota has appeared in the NCAA Tournament in 12 of Woog's 13 seasons and has finished first or second in the WCHA in 11 of his 13 campaigns. Among Woog's regular media appearances are: WCCO-AM (830) with Mike Max, Mondays and Fridays at 6:35 p.m. KSTP-AM (1500) with Pat Reusse and Joe Soucheray, Saturday mornings at 11 a.m., Thursday morning at 7:45 a.m., and the postgame show. KARE-TV (Ch. 11) Gopher Sports Extra on selected Saturdays at 11:05 p.m. during the 1998-99 season.

multiple-point games

Player(games)	Last Time	Record
Berg (1)	10/10 vs. OSU (1g, 2a)	1-0-0
N. Miller (1)	10/10 vs. OSU (1g, 1a)	1-0-0
Smith (1)	10/10 vs. OSU (1g, 1a)	1-0-0
Spehar (1)	10/9 vs. SLU (1g, 1a)	0-1-0

mayasich's jersey to be retired

gopher great to be honored on saturday, nov. 14

The University of Minnesota will retire Golden Gopher hockey great and U.S. Olympic hockey gold medal winner John Mayasich's number eight in a pregame ceremony before the Golden Gopher/North Dakota men's hockey game on Sat., Nov. 14 at Mariucci Arena. It marks the first time that a number has been retired in the 77-year history of Golden Gopher hockey. Mayasich, a native of Eveleth, Minn., is the U of M's all-time leading scorer with career totals of 144 goals and 154 assists for 298 points in just 111 career games played. Last season, Mayasich was honored by The Hockey News as the WCHA's All-Time Best Player as a part of the magazine's 50th anniversary in October. A number of Mayasich's Golden Gopher and 1960 Olympic teammates are scheduled to be in attendance at the weekend's festivities.

In The Training Room

Player (injury)	Status
Erik Day (knee)	out

MINNESOTA HOCKEY CAREER STATS

Note: Current players are listed who have played more than one full season of college hockey. Totals are updated through last weekend's Icebreaker Invitational.

#4 • Dylan Mills

Year	GP	G	A	TP	P/PIM	PP	GW	SH	HT
97-98	39	1	10	11	16/32	0	0	0	0
98-99	2	0	0	0	1/2	0	0	0	0
Total	41	1	10	11	17/34	0	0	0	0

#7 • Erik Westrum

Year	GP	G	A	TP	P/PIM	PP	GW	SH	HT
97-98	39	6	12	18	20/43	1	1	1	0
98-99	2	1	0	1	0/0	0	0	0	0
Total	41	7	12	19	20/43	1	1	1	0

#14 • Cory Miller

Year	GP	G	A	TP	P/PIM	PP	GW	SH	HT
96-97	11	1	0	1	0/0	0	0	0	0
97-98	22	0	0	0	11/30	0	0	0	0
98-99	1	0	0	0	0/0	0	0	0	0
Total	34	1	0	1	11/30	0	0	0	0

#19 • Reggie Berg

Year	GP	G	A	TP	P/PIM	PP	GW	SH	HT
95-96	40	23	11	34	29/69	2	2	1	2
96-97	38	11	26	37	20/48	3	1	0	0
97-98	39	20	19	39	22/55	5	1	1	0
98-99	2	2	2	4	2/4	0	0	0	0
Total	119	56	58	114	73/176	10	4	2	2

#27 • Aaron Miskovich

Year	GP	G	A	TP	P/PIM	PP	GW	SH	HT
97-98	28	4	8	12	7/14	1	0	1	0
98-99	2	2	0	2	0/0	0	1	0	0
Total	30	6	8	14	7/14	1	1	1	0

#31 • Willy Marvin

Year	G	W-L-T	MIN	GA	GAA	SV	SV%
95-96	Redshirted						
96-97	4	0-0-0	13	1	4.54	3	.750
97-98	3	0-0-0	49	3	3.67	16	.842
98-99	1	1-0-0	60	3	3.00	20	.870
Total	8	1-0-0	122	7	3.45	39	.848

#5 • Ryan Trebil

Year	GP	G	A	TP	P/PIM	PP	GW	SH	HT
96-97	8	0	0	0	4/8	0	0	0	0
97-98	39	2	3	5	37/96	0	0	0	0
98-99	0	0	0	0	0/0	0	0	0	0
Total	47	2	3	5	41/104	0	0	0	0

#10 • Mike Anderson

Year	GP	G	A	TP	P/PIM	PP	GW	SH	HT
95-96	28	3	6	9	20/51	0	1	0	0
96-97	42	9	11	20	19/46	1	0	0	0
97-98	31	12	13	25	23/62	3	0	0	0
98-99	2	0	1	1	0/0	0	0	0	0
Total	103	24	31	55	62/159	4	1	0	0

#15 • Stuart Senden

Year	GP	G	A	TP	P/PIM	PP	GW	SH	HT
97-98	32	5	3	8	9/18	0	0	0	0
98-99	1	0	0	0	0/0	0	0	0	0
Total	33	5	3	8	9/18	0	0	0	0

#21 • Mike Lyons

Year	GP	G	A	TP	P/PIM	PP	GW	SH	HT
96-97	32	1	5	6	23/68	0	0	0	0
97-98	38	1	12	13	30/60	0	0	0	0
98-99	2	0	0	0	0/0	0	0	0	0
Total	72	2	17	19	53/128	0	0	0	0

#28 • Matt Leimbek

Year	GP	G	A	TP	P/PIM	PP	GW	SH	HT
97-98	39	0	5	5	8/24	0	0	0	0
98-99	1	0	0	0	0/0	0	0	0	0
Total	40	0	5	5	8/24	0	0	0	0

#33 • Dave Spehar

Year	GP	G	A	TP	P/PIM	PP	GW	SH	HT
96-97	40	20	17	37	15/30	11	5	0	0
97-98	39	19	18	37	17/34	8	2	0	0
98-99	2	1	1	2	1/2	1	0	0	0
Total	81	40	36	76	33/66	20	7	0	0

#6 • Brad Timmons

Year	GP	G	A	TP	P/PIM	PP	GW	SH	HT
95-96	32	1	2	3	25/61	0	0	0	0
96-97	17	0	0	0	7/14	0	0	0	0
97-98	transfer rule - sat out season								
98-99	1	0	1	1	0/0	0	0	0	0
Total	49	1	2	3	32/75	0	0	0	0

#13 • Nate Miller

Year	GP	G	A	TP	P/PIM	PP	GW	SH	HT
96-97	40	5	9	14	14/36	0	3	0	0
97-98	39	8	6	14	21/42	2	0	0	0
98-99	2	1	1	2	0/0	0	0	0	0
Total	81	14	16	30	35/78	2	3	0	0

#17 • Wyatt Smith

Year	GP	G	A	TP	P/PIM	PP	GW	SH	HT
95-96	32	4	5	9	16/32	0	1	1	0
96-97	38	16	14	30	18/44	3	4	1	0
97-98	39	24	23	47	31/62	3	3	1	2
98-99	2	1	2	3	2/4	0	0	0	0
Total	111	45	44	89	67/142	6	8	3	2

#24 • Bill Kohn

Year	GP	G	A	TP	P/PIM	PP	GW	SH	HT
95-96	7	0	2	2	4/8	0	0	0	0
96-97	42	5	10	15	40/80	2	1	0	0
97-98	36	4	16	20	35/89	1	0	0	0
98-99	2	0	1	1	2/4	0	0	0	0
Total	87	9	29	38	81/181	3	1	0	0

#29 • Rico Pagel

Year	GP	G	A	TP	P/PIM	PP	GW	SH	HT
96-97	29	5	5	10	6/12	0	0	0	0
97-98	39	8	11	19	9/18	1	2	0	0
98-99	2	0	1	1	1/2	0	0	0	0
Total	70	13	17	30	16/32	1	2	0	0

#35 • Erik Day

Year	G	W-L-T	MIN	GA	GAA	SV	SV%
96-97	5	3-1-0	240	4	1.00	86	.956
97-98	9	3-2-0	389	24	3.70	144	.857
98-99	0	0-0-0	0	0	x.xx	0	.xxx
Total	14	6-3-0	629	28	2.67	230	.891

University of Minnesota
 1998-99 Men's Ice Hockey Statistics
 Record: 1- 1/ 0- 0 WCHA

Date	Opponent	Score	Record	Site	Attend	Goaltender of Record
10/ 9	St. Lawrence	4 - 6 L	0- 1	H Mariucci Arena	9456	Adam Hauser 0- 1
10/10	Ohio State	W 4 - 3	1- 1	H Mariucci Arena	9467	Willy Marvin 1- 0

Record	W	L	Pct	Attendance #	Total	Avg
All Games	1	1	.500	Home	2	18923 9462
WCHA	0	0	.000	Away	0	0 0
Home	1	1	.500	Neutral	0	0 0
Away	0	0	.000	Total	2	18923 9462
Neutral	0	0	.000			
Ahead After 1 Period	1	0	1.000			
Behind After 1 Period	0	1	.000			
Tied After 1 Period	0	0	.000			
Ahead After 2 Periods	1	0	1.000			
Behind After 2 Periods	0	1	.000			
Tied After 2 Periods	0	0	.000			
Score First	1	0	1.000			
Do Not Score First	0	1	.000			

University of Minnesota
 1998-99 Men's Ice Hockey Statistics
 Record: 1- 1/ 0- 0 WCHA

Golden Gophers	GP/ GS	G	A	Pts +/-	Sht	Sht %	Pen/	Min	PP	SH	EN	GW	GT	HT
Reggie Berg	2/ 1	2	2	4 0	15	13.3	2 /	4	0	0	0	0	0	0
Wyatt Smith	2/ 1	1	2	3 -1	9	11.1	2 /	4	0	0	0	0	0	0
Aaron Miskovich	2/ 1	2	0	2 1	7	28.6	0 /	0	0	0	0	1	0	0
Dave Spehar	2/ 0	1	1	2 2	2	50.0	1 /	2	1	0	0	0	0	0
Nate Miller	2/ 1	1	1	2 1	4	25.0	0 /	0	0	0	0	0	0	0
Jordan Leopold	2/ 2	0	2	2 0	4	0.0	0 /	0	0	0	0	0	0	0
Erik Westrum	2/ 0	1	0	1 1	12	8.3	0 /	0	0	0	0	0	0	0
John Pohl	2/ 0	0	1	1 0	1	0.0	0 /	0	0	0	0	0	0	0
Mike Anderson	2/ 0	0	1	1 1	5	0.0	0 /	0	0	0	0	0	0	0
Brad Timmons	1/ 0	0	1	1 1	0	0.0	0 /	0	0	0	0	0	0	0
Bill Kohn	2/ 2	0	1	1 0	6	0.0	2 /	4	0	0	0	0	0	0
Rico Pagel	2/ 1	0	1	1 1	9	0.0	1 /	2	0	0	0	0	0	0
Mark Nenovich	1/ 0	0	0	0 1	2	0.0	2 /	4	0	0	0	0	0	0
Dylan Mills	2/ 0	0	0	0 2	3	0.0	1 /	2	0	0	0	0	0	0
Adam Hauser	1/ 1	0	0	0 0	0	0.0	0 /	0	0	0	0	0	0	0
Doug Meyer	1/ 0	0	0	0 0	0	0.0	0 /	0	0	0	0	0	0	0
Stuart Senden	1/ 0	0	0	0 0	1	0.0	0 /	0	0	0	0	0	0	0
Mike Lyons	2/ 0	0	0	0 0	4	0.0	0 /	0	0	0	0	0	0	0
Nick Angell	2/ 0	0	0	0 0	2	0.0	0 /	0	0	0	0	0	0	0
Matt Leimbek	1/ 0	0	0	0 0	2	0.0	0 /	0	0	0	0	0	0	0
Pat O'Leary	1/ 0	0	0	0 0	1	0.0	1 /	2	0	0	0	0	0	0
Cory Miller	1/ 0	0	0	0 0	4	0.0	1 /	2	0	0	0	0	0	0
Erik Wendell	1/ 1	0	0	0 1	3	0.0	0 /	0	0	0	0	0	0	0
Willy Marvin	1/ 1	0	0	0 0	0	0.0	0 /	0	0	0	0	0	0	0
Golden Gophers	2/ 2	8	13	21	96	8.3	13 /	26	1	0	0	1	0	0
Opponents	2/ 2	9	12	21	47	19.1	18 /	44	4	0	0	1	0	0

Power Play: Golden Gophers 1/15 (6.7%); Opponents 4/11 (36.4%);

Goaltending Statistics

Golden Gophers	GP/ GS	Min	GAA	W	L	T	ENG	Sho	GA	Sv	Sv %
Willy Marvin	1 / 1	60:00	3.00	1	0	0	0	0	3	20	.870
Adam Hauser	1 / 1	57:53	6.22	0	1	0	0	0	6	18	.750
Golden Gophers	2 / 2	117:53	4.58	1	1	0	0	0	9	38	.809
Opponents	2 / 2	119:23	4.02	1	1	0	0	0	8	88	.917

Statistics by Period

Goals	1	2	3	Tot	Penalties	1	2	3	Tot
Golden Gophers	2	4	2	8	Golden Gophers	5	4	4	13
Opponents	3	3	3	9	Opponents	4	5	9	18
Shots	1	2	3	Tot	Penalty Minutes	1	2	3	Tot
Golden Gophers	28	29	39	96	Golden Gophers	10	8	8	26
Opponents	13	22	12	47	Opponents	8	18	18	44

GOLDEN GOPHER HOCKEY

Weekly Release & Notes/October 19, 1998



THIS WEEKEND

ST. CLOUD STATE (0-0-0, 0-0-0)

VS. MINNESOTA (2-1-1, 1-0-1)

MARIUCCI ARENA (FRI)/NATIONAL HOCKEY CENTER (SAT)

FRIDAY, OCTOBER 23 7:05 P.M. (MSC, KSTP-AM 1500)
 SATURDAY, OCTOBER 24 7:05 P.M. (MSC, KSTP-AM 1500)

Series Information

Minnesota leads 23-8-3
 Last 10 games - Tied 5-5-0
 First meeting - 10/10/90, T 3-3
 Last meeting - 3/7/98, MN 5-3
 Minnesota's longest win streak - 10
 SCSU's longest win streak - 2
 '90s - MN 23-8-3

Team Comparisons

Minnesota	St. Cloud State
3/31 (.097)	PP *27/180 (.150)
2/16 (.125)	WCHA PP *18/125 (.144)
22/27 (.815)	PK *187/226 (.827)
15/16 (.938)	WCHA PK*133/159 (.836)
5-4-1 (.550)	Last 10 games 4-6-0 (.400)
*1997-98 statistics	

Series Notes: Minnesota leads the series 13-2-1 (.844) in 16 games played in Mariucci Arena • the Golden Gophers are 8-6-2 (.563) against SCSU at National Hockey Center • 25 of the last 28 meetings have been decided by three goals or less • Minnesota won 10 of the first 11 games in series history • there has been a goal scored in the first 5:25 of seven of the last eight regular season games between the two programs • a short-handed goal has been scored in six of the last nine games in the series • the two teams battled to a 2-2 tie in a 3/7/93 contest at Target Center in Minneapolis, which was designated as SCSU's home game

Last Season vs. Huskies: The two teams traded sweeps last season, as SCSU won a pair of December meetings before the Golden Gophers claimed two wins to close out the regular season • the Huskies outscored the Golden Gophers 7-3 in the first period of the four games • the December games extended Minnesota's school-record losing streak to nine games • the four-goal win (6-2) by Minnesota at National Hockey Center in March matched St. Cloud State's largest loss at home last season • Reggie Berg scored a hat trick by notching a shorthanded, even-strength, and power-play goal in Minnesota's 6-2 win on 3/6/98 • the Huskies totaled more penalties and penalty minutes in three of the four games • Minnesota was 3-for-27 (.111) on the power play in the four games combined, while SCSU was 6-for-13 (.462) with the man advantage • Minnesota lost the first meeting of the season (12/19/97 at Mariucci) despite outshooting the Huskies 42-9, including 33-3 in the final two periods

Career Scoring vs. St. Cloud State

Player (games)	G-A--Pts	Notes
Reggie Berg (13)	7-6--13	Scored third career hat trick on 3/6/98
Dave Spehar (8)	3-4--7	Scored goals in consecutive games last March
Rico Pagel (9)	4-2--6	Netted first collegiate goal on 12/15/96
Nate Miller (9)	1-3--4	Scored first MN goal in 5-3 win on 3/7/98
Mike Lyons (9)	0-3--3	Chipped in assist in 3/7/98 win
Mike Anderson (13)	1-1--2	Tallied lone MN goal in 12/20/97 loss
Wyatt Smith (13)	1-1--2	Just one assist in four games last season
Bill Kohn (9)	1-1--2	Netted lone MN goal in 3-1 loss on 12/19/97
Ryan Trebil (5)	1-0--1	Scored goal in 6-2 win on 3/6/98
Matt Leimbek (4)	0-1--1	Assisted on Trebil's goal
Erik Westrum (4)	0-1--1	Assisted on first goal in 5-3 senior night win
Aaron Miskovich (4)	0-1--1	Scored point with assist on 3/7/98
Willy Marvin (1)	0-0-0, 0.00, 1.000	Played 6:10 (two svcs) in 5-2 loss on 1/17/97

Miscellaneous: For the third straight weekend, the Golden Gophers will play a team that is opening their 1998-99 campaign. Minnesota played St. Lawrence (10/9), Minnesota-Duluth (10/16), and now St. Cloud State in those schools' initial action of the new season

1998-99 SCHEDULE/RESULTS

Oct. 9	#ST. LAWRENCE	L 4-6
Oct. 10	#OHIO STATE	W 4-3
Oct. 16	MINNESOTA-DULUTH	T 2-2
Oct. 17	MINNESOTA-DULUTH	W 3-1
Oct. 23	ST. CLOUD STATE	7:05 p.m.
Oct. 24	@ St. Cloud State	7:05 p.m.
Oct. 30	@ Wisconsin	7:35 p.m.
Oct. 31	@ Wisconsin	7:35 p.m.
Nov. 6	COLORADO COLLEGE	7:05 p.m.
Nov. 7	COLORADO COLLEGE	7:05 p.m.
Nov. 13	NORTH DAKOTA	7:05 p.m.
Nov. 14	NORTH DAKOTA	7:05 p.m.
Nov. 20	@ Alaska-Anchorage	10:35 p.m.
Nov. 21	@ Alaska-Anchorage	10:35 p.m.
Nov. 27	#MICHIGAN	7:05 p.m.
Nov. 29	#MICHIGAN STATE	2:05 p.m.
Dec. 27	#PRINCETON	7:05 p.m.
Dec. 28	#MARIUCCI CLASSIC	4/7 p.m.
Dec. 30	*INTERN'TL GAME	7:05 p.m.
Jan. 2	#@ Boston College	1:05 p.m.
Jan. 3	#@ Boston College	1:05 p.m.
Jan. 9	@ Denver (World Arena)	7:05 p.m.
Jan. 10	@ Denver (McNichols)	7:05 p.m.
Jan. 15	#MANKATO STATE	7:05 p.m.
Jan. 16	#MANKATO STATE	7:05 p.m.
Jan. 22	@ North Dakota	7:35 p.m.
Jan. 23	@ North Dakota	7:35 p.m.
Jan. 29	MICHIGAN TECH	7:05 p.m.
Jan. 30	MICHIGAN TECH	7:05 p.m.
Feb. 5	@ Colorado College	8:35 p.m.
Feb. 6	@ Colorado College	8:05 p.m.
Feb. 13	ALASKA-ANCHORAGE	2:05 p.m.
Feb. 14	ALASKA-ANCHORAGE	2:05 p.m.
Feb. 19	@ St. Cloud State	7:35 p.m.
Feb. 20	ST. CLOUD STATE	7:05 p.m.
Feb. 26	@ Minnesota-Duluth	7:05 p.m.
Feb. 27	@ Minnesota-Duluth	7:05 p.m.
March 5	WISCONSIN	7:05 p.m.
March 6	WISCONSIN	7:05 p.m.
March 12-14	WCHA First Round Playoffs	TBA
March 18-20	WCHA Final Five	Target Center
March 25-27	NCAA Regionals	Madison/Worcester
April 1-3	NCAA Championships	

*-Exhibition game
 #-Nonconference game

LAST WEEKEND

Golden Gophers: Earned three of a possible four points in their WCHA opening weekend series vs. UMD

St. Cloud State: The Huskies are opening the regular season this weekend. SCSU downed Brandon (7-1) in an exhibition game Saturday in St. Cloud.

The Last Time

Minnesota Swept A Road Series:
January 24-25, 1997 @ Michigan Tech
(5-2, 8-4)

Minnesota Was Swept In A Road Series:
February 27-28, 1998 @ Colorado College (4-3, 9-6)

Minnesota Swept A Home Series: February
20-21, 1998 vs. Alaska-Anchorage (3-0, 4-2)

Minnesota Was Swept In A Home Series:
November 21-22, 1997 vs. Colorado College
(5-1, 4-3 ot)

Minnesota Shut Out An Opponent: March 14,
1998 @ Minnesota-Duluth (Steve DeBus, 5-0)

An Opponent Shut Out Minnesota: March 4,
1995 @ St. Cloud State (Brian Leitza, 3-0)

Minnesota Player Scored A Hat Trick: March 6,
1998 @ St. Cloud State (Reggie Berg, 6-2
Minnesota win)

Minnesota Player Scored A Natural Hat Trick:
December 30, 1994 @ Mariucci Arena vs. Yale
(Ryan Kraft, 6-2 Minnesota win)

An Opponent Scored A Hat Trick: March 13,
1998 @ Minnesota-Duluth (Jeff Scissons, 7-3
Minnesota loss)

**Minnesota Player Scored Four Goals In A
Game:** February 28, 1998 (Wyatt Smith, 9-6
Minnesota loss)

**Minnesota Had 50 or More Shots On Goal In A
Game:** October 9, 1998 vs. St. Lawrence in
Icebreaker Invitational (50 shots, 6-4 Minnesota
loss)

**Opponent Had 50 or More Shots On Goal In A
Game:** January 31, 1997 @ North Dakota (51
shots, 6-4 Minnesota loss)

Minnesota Player Scored A Shorthanded Goal:
October 17, 1998 vs. Minnesota-Duluth (Aaron
Miskovich, second period, 3-1 Minnesota win)

Minnesota Won In Overtime: March 14, 1997
vs. St. Cloud State at WCHA Final Five (5-4)


Minnesota Lost In Overtime: March 15, 1998 @
Minnesota-Duluth (5-4)


Minnesota Tied In Overtime: October 16, 1998
vs. Minnesota-Duluth (2-2)


**Minnesota Scored 10 Goals Or More In A
Game:** November 9, 1996 vs. North Dakota (10-6
Minnesota win)


**Opponent Scored 10 Goals Or More In A
Game:** January 30, 1993 @ Michigan Tech (10-2
Minnesota loss)


Team Notes


 The Golden Gophers have not trailed during any part of their last three games


 The Golden Gophers have out-shot their opponents by 68 shots (165-97) - an average of 17 shots per game - through the season's first four weeks


 Minnesota has been outshot just two times in its last 10 games (dating back to last season), with both opponents being the Minnesota-Duluth Bulldogs


 Minnesota has lost just one of its last 12 home games (10-1-1) dating back to the end of last season. The Golden Gophers are playing nine of their first 12 games at Mariucci Arena to open the season

 Minnesota forwards have scored 52 of the team's last 53 goals dating back to the end of last season

 Minnesota surrendered nine UMD power-play opportunities in Saturday's 3-1 win, but allowed the Bulldogs only three shots on goal in those nine attempts. For the weekend, the Golden Gopher penalty kill allowed just nine total power-play shots in 16 chances

 Minnesota is 64-16-3 (.789) in its last 83 games when scoring first

 The tie in Friday night's game was Minnesota's first since a 3-3 deadlock at Colorado College on 2/21/97, a span of 50 games. The tie was just the program's second in its last 109 games and only the fifth in 96 games at the new Mariucci Arena

 Minnesota owned a 26-7 shots on goal advantage in the second period of last weekend's games

Last Weekend's Stars

WYATT SMITH - scored both Minnesota goals in the 2-2 tie on Friday night

AARON MISKOVICH - scored shorthanded goal, the eventual game-winner, and added second goal in Minnesota's 3-1 win on Saturday evening

GOALTENDING - Junior Willy Marvin and freshman Adam Hauser combined to stop 47 of 50 shots against UMD

Minnesota's Record When In 1998-99

Overall Record	2-1-1
WCHA Record	1-0-1
Home Record	2-1-1
Road Record	0-0-0
Neutral Site Record	0-0-0
Last 20 Games (dating back to 1997-98)	10-9-1
Last 10 Games (dating back to 1997-98)	5-4-1
Last 5 Games (dating back to 1997-98)	2-2-1

Power Play	3 of 31 (.097)
Penalty Kill	22 of 27 (.815)
Scoring A Power-Play Goal	1-1-1
Not Scoring A Power-Play Goal	1-0-0
Allowing A Power-Play Goal	2-1-0
Not Allowing A Power-Play Goal	0-0-1
Scoring A Short-Handed Goal	1-0-0
Allowing A Short-Handed Goal	0-0-0

Penalties/Avg. Per Game	36/9.0
Penalty Minutes/Avg. Per Game	72/18.0
10 Or More Penalties	1-0-1
Fewer Than 10 Penalties	1-1-0
More Penalties Than Opponent	0-0-1
Fewer Penalties Than Opponent	2-1-0
Same Amount Of Penalties	0-0-0

In One-Goal Games	1-0-0
In Two-Goal Games	1-1-0
In Three-Goal or More Games	0-0-0
In Overtime Games	0-0-1
Scoring 4 or More Goals	1-1-0
Scoring 3 or Fewer Goals	1-0-1
Scoring 3 or More Goals	2-1-0
Scoring 2 or Fewer Goals	0-0-1
Allowing 4 or More Goals	0-1-0
Allowing 3 or Fewer Goals	2-0-1

Scoring First Goal Of Game	2-0-1
Opponents Score First	0-1-0
Leading After One Period	2-0-0
Trailing After One Period	0-1-0
Tied After One Period	0-0-1
Scoring First Goal Of Second Period	2-1-0
Leading After Two Periods	2-0-1
Trailing After Two Periods	0-1-0
Tied After Two Periods	0-0-0
Scoring First Goal Of Third Period	0-0-0

Having 10-19 Shots On Goal	0-0-0
Having 20-29 Shots On Goal	0-0-0
Having 30-39 Shots On Goal	1-0-1
Having 40 or More Shots On Goal	1-1-0
Allowing Fewer Than 10 Shots On Goal	0-0-0
Allowing 10-19 Shots On Goal	1-0-0
Allowing 20-29 Shots On Goal	1-1-0
Allowing 30-39 Shots On Goal	0-0-1
Allowing 40 or More Shots On Goal	0-0-0
Outshooting Opponent	2-1-0
Opponent Outshoots Minnesota	0-0-1
Shots Are Even	0-0-0

October	2-1-1
November	0-0-0
December	0-0-0
January	0-0-0
February	0-0-0
March	0-0-0
Fridays	0-1-1
Saturdays	2-0-0
Series Record	1-0-0
Games Following A Win	0-0-1
Games Following A Loss	1-0-0
Games Following A Tie	1-0-0

#1 Adam Hauser

Fr., 6-2, 195, Bovey, Minn.

√ Picked up first collegiate win by stopping 16 of 17 shots against Minnesota-Duluth last Saturday night

#3 Jordan Leopold

Fr., 6-0, 195, Robbinsdale, Minn.

√ Has scored a point in three of his first four collegiate games
√ Assisted on Spehar's PPG in Saturday's 3-1 win over UMD

#4 Dylan Mills

So., 5-11, 212, Duluth, Minn.

√ Assisted on Miskovich's shorthanded GWG in Saturday's victory
√ Leads team with +5 plus/minus rating this season through four games
√ Third among team freshmen last season with 11 points (1g, 10a)
√ Is +9 in his last 16 games

#7 Erik Westrum

So., 5-11, 187, Apple Valley, Minn.

√ Assisted on Smith's PPG in Friday night's tie with UMD
√ Led Golden Gopher freshmen in scoring last season (6-12--18)
√ Third on the team with 15 shots on goal through the first four games

#10 Mike Anderson

Sr., 6-1, 202, Bloomington, Minn.

√ Notched first multiple-point game of the season and 10th of his career by assisting on both of Miskovich's goals in Saturday's win
√ Tied for fifth on the team with 13 shots on goal this season
√ Second on the team with +3 this season

#13 Nate Miller

Jr., 6-2, 200, Anoka, Minn.

√ Assisted on Smith's second goal in Friday night's tie with UMD
√ Tallied third career multiple point game with a goal and an assist in the 10/10/98 win over Ohio State - all three games have

resulted in Minnesota wins

√ Has scored seven goals in his last 21 games after just two goals in his previous 22 games

#17 Wyatt Smith

Sr., 5-11, 205, Warroad, Minn.

√ Tallied ninth career two-plus goal game with Minnesota's two markers in Friday's tie with UMD
√ Member of the WCHA All-Star team that played in Switzerland in August, leading the team with five goals in three games
√ Has 91 career points, including 39-36--75 in his last 62 games
√ Chalked up his 21st career multiple-point game with his two-goal performance against Minnesota-Duluth
√ Second on the team in points (3-2--5) through four games
√ Only scored one assist in four games against St. Cloud State last season, his lowest point production against any WCHA team in 1997-98 - has only 1-1--2 in 13 career games against the Huskies

#19 Reggie Berg

Sr., 5-11, 185, Anoka, Minn.

√ Leads the team in scoring (2-4--6)
√ Leads the team in shots on goal with 25 in four games - next closest Golden Gopher has 18 shots on goal
√ Recorded a hat trick with a power-play goal, an even-strength goal, and a short-handed goal on 3/6/98 at National Hockey Center against SCSU
√ Minnesota is 26-1-0 in his career when Berg scores more than one point in a game
√ Has 15-15--30 in Minnesota's last 19 wins
√ Collected an assist in each game against Minnesota-Duluth last weekend
√ Has scored a point in 13 of his last 15 games at Mariucci Arena
√ Averaged over a point a game (4-3--7) in six games at National Hockey Center

#24 Bill Kohn

Sr., 6-0, 196, Roseville, Minn.

√ Has played in 82 of a possible 85 games over the course of the last three seasons

#26 Nick Angell

Fr., 6-0, 211, Duluth, Minn.

√ Scored his first career point with an assist on Smith's second goal on Friday night

#27 Aaron Miskovich

So., 5-11, 188, Grand Rapids, Minn.

√ Scored second career two-goal game with two of Minnesota's three goals in Saturday's 3-1 win over UMD
√ First goal in Saturday's win was shorthanded, which proved to be the game winner
√ Has both Minnesota game-winning goals this season
√ Leads the team in goals (4)
√ Leads the team by scoring on 28.6 percent (4-for-14) of his shots this season
√ Has as many goals through the first four games of this season as he did in 28 games in his rookie campaign

#29 Rico Pagel

Jr., 5-10, 195, Minnetonka, Minn.

√ Has 4-1--5 in four games against SCSU at Mariucci Arena
√ Assisted on Miskovich's second goal in Saturday's victory over UMD

#31 Willy Marvin

Jr., 6-0, 187, Warroad, Minn.

√ Remained unbeaten (1-0-1) after stopping 31 of 33 shots in Friday's 2-2 tie with UMD

#33 Dave Spehar

Jr., 5-7, 171, Duluth, Minn.

√ Has scored two of Minnesota's three PPG this season
√ Opened the scoring for the Golden Gophers with a marker 6:16 into the first period of Saturday's win
√ Has scored a point in five of seven regular season games against St. Cloud State

DID YOU KNOW...

A total of seven Golden Gophers have been drafted by NHL organizations. A listing of players drafted and the respective organization follows: Mike Anderson--Washington; Reggie Berg--Toronto; Aaron Miskovich--Colorado; Pat O'Leary--Phoenix; John Pohl--St. Louis; Wyatt Smith--Phoenix; Erik Westrum--Phoenix • Minnesota is 5-2-0 on Oct. 23 in school history, with a 5-1-0 mark on Oct. 24 - the Golden Gophers and Huskies have never met on those dates • Minnesota had a winning record against as many WCHA teams as St. Cloud State did during the 1997-98 season despite finishing nine points behind the Huskies in the league standings - SCSU was 6-1-0 vs. seventh-place Michigan Tech and 1-0-1 vs. ninth-place Alaska-Anchorage while the Golden Gophers were 4-3-0 vs. fifth-place Minnesota-Duluth and 3-1-0 vs. league runner-up Wisconsin • the Golden Gophers did not score in the third period of either game last weekend against UMD • Minnesota is 1-1-2 (.500) in four games against SCSU in the month of October • Minnesota will not play a game from Nov. 30 through Dec. 26 - a stretch of 27 days. That is the longest span without a game on the schedule in Golden Gopher hockey modern day history. The team will be idle from league action from Nov. 22 through Jan. 9

About This Week's Opponent

St. Cloud State University

Location: St. Cloud, Minn.

Founded: 1869

Enrollment: 14,500

Arena: National Hockey Center (6,000)

Rink Size: 200 x 100

Head Coach: Craig Dahl

(Pacific Lutheran, 1976)

Dahl's Career Record: 190-202-28 (11 yrs)

Assistant Coaches: Tom Serratorre,

Brett Peterson

Notes: The Huskies finished just two points out of second place in the WCHA last season • SCSU was eighth in the league power play stats last season and seventh in penalty kill numbers

1998-99 WCHA STANDINGS

Team (Overall Record, win %)	GP	W	L	T	Pts	GF	GA	GDif
Minnesota (2-1-1, .625)	2	1	0	1	3	5	3	+2
Wisconsin (1-2-0, .333)	2	1	1	0	2	4	4	even
Michigan Tech (1-3-0, .250)	2	1	1	0	2	4	4	even
Minnesota-Duluth (0-1-1, .250)	2	0	1	1	1	3	5	-2
Alaska-Anchorage (1-3-0, .250)	0	0	0	0	0	0	0	0
Colorado College (0-0-0)	0	0	0	0	0	0	0	0
Denver (0-0-0)	0	0	0	0	0	0	0	0
North Dakota (0-0-0)	0	0	0	0	0	0	0	0
St. Cloud State (0-0-0)	0	0	0	0	0	0	0	0

This Week In The WCHA

Friday, October 23

St. Cloud State @ Minnesota
 Colorado College @ Michigan Tech
 #Nebraska-Omaha @ Denver

Saturday, October 24

Minnesota @ St. Cloud State
 Colorado College @ Michigan Tech
 #Nebraska-Omaha @ Denver

#-Nonconference game

1998-99 season highs/lows

MOST GOALS/GAME	(4) two times, last 10/10 vs. Ohio State
LEAST GOALS/GAME	(2) 10/16 vs. Minnesota-Duluth
MOST ASSISTS/GAME	(7) 10/10 vs. Ohio State
LEAST ASSISTS/GAME	(4) 10/16 vs. Minnesota-Duluth
MOST GOALS AGAINST/GAME	(6) 10/9 vs. St. Lawrence
LEAST GOALS AGAINST/GAME	(1) 10/17 vs. Minnesota-Duluth
MOST ASSISTS AGAINST/GAME	(6) two times, last 10/10 vs. Ohio State
LEAST ASSISTS AGAINST/GAME	(2) 10/17 vs. Minnesota-Duluth
MOST GOALS/PERIOD	(2) five times, last 10/17 vs. Minn.-Duluth - second period
MOST GOALS AGAINST/PERIOD	(2) three times, last 10/9 vs. SLU - third period
MOST SHOTS ON GOAL/GAME	(50) 10/9 vs. St. Lawrence
LEAST SHOTS ON GOAL/GAME	(32) 10/16 vs. Minnesota-Duluth
MOST SHOTS AGAINST/GAME	(33) 10/16 vs. Minnesota-Duluth
LEAST SHOTS AGAINST/GAME	(17) 10/17 vs. Minnesota-Duluth
MOST SHOTS ON GOAL/PERIOD	(22) 10/9 vs. St. Lawrence
MOST SHOTS AGAINST/PERIOD	(16) 10/16 vs. Minnesota-Duluth - third period
MOST PENALTIES/GAME	(13) 10/17 vs. Minnesota-Duluth
LEAST PENALTIES/GAME	(4) 10/9 vs. St. Lawrence
MOST PIM/GAME	(26) 10/17 vs. Minnesota-Duluth
LEAST PIM/GAME	(8) 10/9 vs. St. Lawrence
MOST OPP. PENALTIES/GAME	(14) 10/17 vs. Minnesota-Duluth
LEAST OPP. PENALTIES/GAME	(8) 10/9 vs. St. Lawrence
MOST OPP. PIM/GAME	(28) two times, last 10/17 vs. Minnesota-Duluth
LEAST OPP. PIM/GAME	(16) 10/9 vs. St. Lawrence

Woog's Window

Minnesota Head Coach Doug Woog has produced unparalleled numbers as the man behind the Golden Gopher bench over the last 14 seasons. Entering Friday's game, Woog has a career record of 376-169-32 (.679) overall and a WCHA mark of 271-116-30 (.686). Minnesota has appeared in the NCAA Tournament in 12 of Woog's 13 seasons and has finished first or second in the WCHA in 11 of his 13 campaigns. Among Woog's regular media appearances are: WCCO-AM (830) with Mike Max, Mondays and Fridays at 6:35 p.m. KSTP-AM (1500) with Pat Reusse and Joe Soucheray, Saturday mornings at 11 a.m., Thursday morning at 7:45 a.m., and the postgame show. KARE-TV (Ch. 11) Gopher Sports Extra on selected Saturdays at 11:05 p.m. during the 1998-99 season.

multiple-point games

Player(games)	Last Time	Record
Smith (2)	10/16 vs. UMD (2g)	1-0-1
Anderson (1)	10/17 vs. UMD (2a)	1-0-0
Berg (1)	10/10 vs. OSU (1g, 2a)	1-0-0
N. Miller (1)	10/10 vs. OSU (1g, 1a)	1-0-0
Miskovich (1)	10/17 vs. UMD (2g)	1-0-0
Spehar (1)	10/9 vs. SLU (1g, 1a)	0-1-0

mayasich's jersey to be retired

gopher great to be honored on saturday, nov. 14

The University of Minnesota will retire Golden Gopher hockey great and U.S. Olympic hockey gold medal winner John Mayasich's number eight in a pregame ceremony before the Golden Gopher/North Dakota men's hockey game on Sat., Nov. 14 at Mariucci Arena. It marks the first time that a number has been retired in the 77-year history of Golden Gopher hockey. Mayasich, a native of Eveleth, Minn., is the U of M's all-time leading scorer with career totals of 144 goals and 154 assists for 298 points in just 111 career games played. Last season, Mayasich was honored by The Hockey News as the WCHA's All-Time Best Player as a part of the magazine's 50th anniversary in October. A number of Mayasich's Golden Gopher and 1960 Olympic teammates are scheduled to be in attendance at the weekend's festivities.

In The Training Room

Player (injury)	Status
Erik Day (knee)	out

University of Minnesota
 1998-99 Men's Ice Hockey Statistics
 Record: 2- 1- 1/ 1- 0- 1 WCHA

Date	Opponent	Score	Record	Site	Attend	Goaltender of Record	
10/ 9	St. Lawrence	4- 6 L	0- 1	H Mariucci Arena	9456	Adam Hauser	0- 1- 0
10/10	Ohio State	W 4- 3	1- 1	H Mariucci Arena	9467	Willy Marvin	1- 0- 0
10/16	*Minnesota-Duluth	2- 2 T	1- 1- 1	H Mariucci Arena	9791	Willy Marvin	1- 0- 1
10/17	*Minnesota-Duluth	W 3- 1	2- 1- 1	H Mariucci Arena	9787	Adam Hauser	1- 1- 0

*-WCHA Game

Record	W	L	T	Pct	Attendance #	Total	Avg
All Games	2	1	1	.625	Home	4 38501	9625
WCHA	1	0	1	.750	Away	0 0	0
Home	2	1	1	.625	Neutral	0 0	0
Away	0	0	0	.000	Total	4 38501	9625
Neutral	0	0	0	.000			
Ahead After 1 Period	1	0	1	.750			
Behind After 1 Period	0	1	0	.000			
Tied After 1 Period	1	0	0	1.000			
Ahead After 2 Periods	2	0	1	.833			
Behind After 2 Periods	0	1	0	.000			
Tied After 2 Periods	0	0	0	.000			
Score First	2	0	1	.833			
Do Not Score First	0	1	0	.000			

University of Minnesota
1998-99 Men's Ice Hockey Statistics
Record: 2- 1- 1/ 1- 0- 1 WCHA

Golden Gophers	GP/ GS	G	A	Pts +/-	Sht	Sht %	Pen/	Min	PP	SH	EN	GW	GT	HT
Reggie Berg	4/ 2	2	4	6 0	25	8.0	4/	8	0	0	0	0	0	0
Wyatt Smith	4/ 2	3	2	5 -1	18	16.7	3/	6	1	0	0	0	0	0
Aaron Miskovich	4/ 1	4	0	4 2	14	28.6	2/	4	0	1	0	2	0	0
Dave Spehar	4/ 0	2	1	3 1	8	25.0	3/	6	2	0	0	0	0	0
Nate Miller	4/ 2	1	2	3 1	9	11.1	0/	0	0	0	0	0	0	0
Jordan Leopold	4/ 3	0	3	3 0	8	0.0	1/	2	0	0	0	0	0	0
Mike Anderson	4/ 1	0	3	3 3	13	0.0	2/	4	0	0	0	0	0	0
Erik Westrum	4/ 1	1	1	2 1	15	6.7	1/	2	0	0	0	0	0	0
Rico Pagel	4/ 1	0	2	2 1	13	0.0	2/	4	0	0	0	0	0	0
Dylan Mills	4/ 1	0	1	1 5	5	0.0	3/	6	0	0	0	0	0	0
John Pohl	3/ 0	0	1	1 0	2	0.0	0/	0	0	0	0	0	0	0
Brad Timmons	1/ 0	0	1	1 1	0	0.0	0/	0	0	0	0	0	0	0
Bill Kohn	4/ 3	0	1	1 0	9	0.0	4/	8	0	0	0	0	0	0
Nick Angell	4/ 1	0	1	1 1	5	0.0	0/	0	0	0	0	0	0	0
Mark Nenovich	2/ 0	0	0	0 2	2	0.0	2/	4	0	0	0	0	0	0
Adam Hauser	2/ 2	0	0	0 0	0	0.0	0/	0	0	0	0	0	0	0
Doug Meyer	2/ 0	0	0	0 0	0	0.0	1/	2	0	0	0	0	0	0
Stuart Senden	2/ 0	0	0	0 0	1	0.0	0/	0	0	0	0	0	0	0
Mike Lyons	4/ 0	0	0	0 -2	5	0.0	1/	2	0	0	0	0	0	0
Matt Leimbek	2/ 0	0	0	0 0	2	0.0	0/	0	0	0	0	0	0	0
Pat O'Leary	2/ 0	0	0	0 0	1	0.0	1/	2	0	0	0	0	0	0
Cory Miller	2/ 0	0	0	0 0	6	0.0	3/	6	0	0	0	0	0	0
Erik Wendell	3/ 2	0	0	0 1	3	0.0	1/	2	0	0	0	0	0	0
Willy Marvin	2/ 2	0	0	0 0	0	0.0	0/	0	0	0	0	0	0	0
Ryan Trebil	1/ 0	0	0	0 -1	1	0.0	2/	4	0	0	0	0	0	0
Golden Gophers	4/ 4	13	23	36	165	7.9	36/	72	3	1	0	2	0	0
Opponents	4/ 4	12	17	29	97	12.4	41/	90	5	0	0	1	1	0

Power Play: Golden Gophers 3/31 (9.7%); Opponents 5/27 (18.5%);

Goaltending Statistics

Golden Gophers	GP/ GS	Min	GAA	W	L	T	ENG	Sho	GA	Sv	Sv %
Willy Marvin	2/ 2	125:00	2.40	1	0	1	0	0	5	51	.911
Adam Hauser	2/ 2	117:53	3.56	1	1	0	0	0	7	34	.829
Golden Gophers	4/ 4	242:53	2.96	2	1	1	0	0	12	85	.876
Opponents	4/ 4	243:07	3.21	1	2	1	0	0	13	152	.921

Statistics by Period

Goals	1	2	3	Tot	Penalties	1	2	3	Tot
Golden Gophers	4	7	2	13	Golden Gophers	14	8	14	36
Opponents	4	4	4	12	Opponents	11	10	20	41
Shots	1	2	3	Tot	Penalty Minutes	1	2	3	Tot
Golden Gophers	49	55	59	165	Golden Gophers	28	16	28	72
Opponents	31	29	34	97	Opponents	22	28	40	90

University of Minnesota
1998-99 Men's Ice Hockey Statistics
WCHA Games Only

Golden Gophers	GP/ GS	G	A	Pts	+/-	Sht	Sht %	Pen/	Min	PP	SH	EN	GW	GT	HT
Wyatt Smith	2/ 1	2	0	2	0	9	22.2	1/	2	1	0	0	0	0	0
Aaron Miskovich	2/ 0	2	0	2	1	7	28.6	2/	4	0	1	0	1	0	0
Reggie Berg	2/ 1	0	2	2	0	10	0.0	2/	4	0	0	0	0	0	0
Mike Anderson	2/ 1	0	2	2	2	8	0.0	2/	4	0	0	0	0	0	0
Dave Spehar	2/ 0	1	0	1	-1	6	16.7	2/	4	1	0	0	0	0	0
Dylan Mills	2/ 1	0	1	1	3	2	0.0	2/	4	0	0	0	0	0	0
Jordan Leopold	2/ 1	0	1	1	0	4	0.0	1/	2	0	0	0	0	0	0
Erik Westrum	2/ 1	0	1	1	0	3	0.0	1/	2	0	0	0	0	0	0
Nate Miller	2/ 1	0	1	1	0	5	0.0	0/	0	0	0	0	0	0	0
Nick Angell	2/ 1	0	1	1	1	3	0.0	0/	0	0	0	0	0	0	0
Rico Pagel	2/ 0	0	1	1	0	4	0.0	1/	2	0	0	0	0	0	0
Mark Nenovich	1/ 0	0	0	0	1	0	0.0	0/	0	0	0	0	0	0	0
John Pohl	1/ 0	0	0	0	0	1	0.0	0/	0	0	0	0	0	0	0
Adam Hauser	1/ 1	0	0	0	0	0	0.0	0/	0	0	0	0	0	0	0
Bill Kohn	2/ 1	0	0	0	0	3	0.0	2/	4	0	0	0	0	0	0
Doug Meyer	1/ 0	0	0	0	0	0	0.0	1/	2	0	0	0	0	0	0
Stuart Senden	1/ 0	0	0	0	0	0	0.0	0/	0	0	0	0	0	0	0
Mike Lyons	2/ 0	0	0	0	-2	1	0.0	1/	2	0	0	0	0	0	0
Matt Leimbek	1/ 0	0	0	0	0	0	0.0	0/	0	0	0	0	0	0	0
Pat O'Leary	1/ 0	0	0	0	0	0	0.0	0/	0	0	0	0	0	0	0
Cory Miller	1/ 0	0	0	0	0	2	0.0	2/	4	0	0	0	0	0	0
Erik Wendell	2/ 1	0	0	0	0	0	0.0	1/	2	0	0	0	0	0	0
Willy Marvin	1/ 1	0	0	0	0	0	0.0	0/	0	0	0	0	0	0	0
Ryan Trebil	1/ 0	0	0	0	-1	1	0.0	2/	4	0	0	0	0	0	0
Golden Gophers	2/ 2	5	10	15		69	7.2	23/	46	2	1	0	1	0	0
Opponents	2/ 2	3	5	8		50	6.0	23/	46	1	0	0	0	1	0

Power Play: Golden Gophers 2/16 (12.5%); Opponents 1/16 (6.2%);

Goaltending Statistics

Golden Gophers	GP/ GS	Min	GAA	W	L	T	ENG	Sho	GA	Sv	Sv %
Adam Hauser	1/ 1	60:00	1.00	1	0	0	0	0	1	16	.941
Willy Marvin	1/ 1	65:00	1.85	0	0	1	0	0	2	31	.939
Golden Gophers	2/ 2	125:00	1.44	1	0	1	0	0	3	47	.940
Opponents	2/ 2	123:44	2.42	0	1	1	0	0	5	64	.928

Statistics by Period

Goals	1	2	3	Tot	Penalties	1	2	3	Tot
Golden Gophers	2	3	0	5	Golden Gophers	9	4	10	23
Opponents	1	1	1	3	Opponents	7	5	11	23
Shots	1	2	3	Tot	Penalty Minutes	1	2	3	Tot
Golden Gophers	21	26	20	69	Golden Gophers	18	8	20	46
Opponents	18	7	22	50	Opponents	14	10	22	46

MINNESOTA HOCKEY CAREER STATS

Note: Current players are listed who have played more than one full season of college hockey. Totals are updated through last weekend's series against UMD.

#4 • Dylan Mills

Year	GP	G	A	TP	P/PIM	PP	GW	SH	HT
97-98	39	1	10	11	16/32	0	0	0	0
98-99	4	0	1	1	3/6	0	0	0	0
Total	43	1	11	12	19/38	0	0	0	0

#7 • Erik Westrum

Year	GP	G	A	TP	P/PIM	PP	GW	SH	HT
97-98	39	6	12	18	20/43	1	1	1	0
98-99	4	1	1	2	1/2	0	0	0	0
Total	43	7	13	20	21/45	1	1	1	0

#14 • Cory Miller

Year	GP	G	A	TP	P/PIM	PP	GW	SH	HT
96-97	11	1	0	1	0/0	0	0	0	0
97-98	22	0	0	0	11/30	0	0	0	0
98-99	2	0	0	0	3/6	0	0	0	0
Total	35	1	0	1	14/36	0	0	0	0

#19 • Reggie Berg

Year	GP	G	A	TP	P/PIM	PP	GW	SH	HT
95-96	40	23	11	34	29/69	2	2	1	2
96-97	38	11	26	37	20/48	3	1	0	0
97-98	39	20	19	39	22/55	5	1	1	0
98-99	4	2	4	6	4/8	0	0	0	0
Total	121	56	60	116	75/180	10	4	2	2

#27 • Aaron Miskovich

Year	GP	G	A	TP	P/PIM	PP	GW	SH	HT
97-98	28	4	8	12	7/14	1	0	1	0
98-99	4	4	0	4	2/4	0	2	1	0
Total	32	8	8	16	9/18	1	2	2	0

#31 • Willy Marvin

Year	G	W-L-T	MIN	GA	GAA	SV	SV%
95-96	<i>Redshirted</i>						
96-97	4	0-0-0	13	1	4.54	3	.750
97-98	3	0-0-0	49	3	3.67	16	.842
98-99	2	1-0-1	125	5	2.40	51	.911
Total	9	1-0-1	187	9	2.88	70	.886

#5 • Ryan Trebil

Year	GP	G	A	TP	P/PIM	PP	GW	SH	HT
96-97	8	0	0	0	4/8	0	0	0	0
97-98	39	2	3	5	37/96	0	0	0	0
98-99	1	0	0	0	2/4	0	0	0	0
Total	48	2	3	5	43/108	0	0	0	0

#10 • Mike Anderson

Year	GP	G	A	TP	P/PIM	PP	GW	SH	HT
95-96	28	3	6	9	20/51	0	1	0	0
96-97	42	9	11	20	19/46	1	0	0	0
97-98	31	12	13	25	23/62	3	0	0	0
98-99	4	0	3	3	2/4	0	0	0	0
Total	105	24	33	57	64/163	4	1	0	0

#15 • Stuart Senden

Year	GP	G	A	TP	P/PIM	PP	GW	SH	HT
97-98	32	5	3	8	9/18	0	0	0	0
98-99	2	0	0	0	0/0	0	0	0	0
Total	34	5	3	8	9/18	0	0	0	0

#21 • Mike Lyons

Year	GP	G	A	TP	P/PIM	PP	GW	SH	HT
96-97	32	1	5	6	23/68	0	0	0	0
97-98	38	1	12	13	30/60	0	0	0	0
98-99	4	0	0	0	1/2	0	0	0	0
Total	74	2	17	19	54/130	0	0	0	0

#28 • Matt Leimbek

Year	GP	G	A	TP	P/PIM	PP	GW	SH	HT
97-98	39	0	5	5	8/24	0	0	0	0
98-99	2	0	0	0	0/0	0	0	0	0
Total	41	0	5	5	8/24	0	0	0	0

#33 • Dave Spehar

Year	GP	G	A	TP	P/PIM	PP	GW	SH	HT
96-97	40	20	17	37	15/30	11	5	0	0
97-98	39	19	18	37	17/34	8	2	0	0
98-99	4	2	1	3	3/6	2	0	0	0
Total	83	41	36	77	35/70	21	7	0	0

#6 • Brad Timmons

Year	GP	G	A	TP	P/PIM	PP	GW	SH	HT	
95-96	32	1	2	3	25/61	0	0	0	0	
96-97	17	0	0	0	7/14	0	0	0	0	
97-98	transfer rule - sat out season									
98-99	1	0	1	1	0/0	0	0	0	0	
Total	49	1	2	3	32/75	0	0	0	0	

#13 • Nate Miller

Year	GP	G	A	TP	P/PIM	PP	GW	SH	HT
96-97	40	5	9	14	14/36	0	3	0	0
97-98	39	8	6	14	21/42	2	0	0	0
98-99	4	1	2	3	0/0	0	0	0	0
Total	83	14	17	31	35/78	2	3	0	0

#17 • Wyatt Smith

Year	GP	G	A	TP	P/PIM	PP	GW	SH	HT
95-96	32	4	5	9	16/32	0	1	1	0
96-97	38	16	14	30	18/44	3	4	1	0
97-98	39	24	23	47	31/62	3	3	1	2
98-99	4	3	2	5	3/6	1	0	0	0
Total	113	47	44	91	68/144	7	8	3	2

#24 • Bill Kohn

Year	GP	G	A	TP	P/PIM	PP	GW	SH	HT
95-96	7	0	2	2	4/8	0	0	0	0
96-97	42	5	10	15	40/80	2	1	0	0
97-98	36	4	16	20	35/89	1	0	0	0
98-99	4	0	1	1	4/8	0	0	0	0
Total	89	9	29	38	83/185	3	1	0	0

#29 • Rico Pagel

Year	GP	G	A	TP	P/PIM	PP	GW	SH	HT
96-97	29	5	5	10	6/12	0	0	0	0
97-98	39	8	11	19	9/18	1	2	0	0
98-99	4	0	2	2	2/4	0	0	0	0
Total	72	13	18	31	17/34	1	2	0	0

#35 • Erik Day

Year	G	W-L-T	MIN	GA	GAA	SV	SV%
96-97	5	3-1-0	240	4	1.00	86	.956
97-98	9	3-2-0	389	24	3.70	144	.857
98-99	0	0-0-0	0	0	x.xx	0	.xxx
Total	14	6-3-0	629	28	2.67	230	.891

GOLDEN GOPHER HOCKEY

Weekly Release & Notes/October 26, 1998



THIS WEEKEND

MINNESOTA (3-2-1, 2-1-1)

AT WISCONSIN (1-2-0, 1-1-0)

KOHL CENTER/MADISON, WIS.

FRIDAY, OCTOBER 30

7:35 P.M. (MSC, KSTP-AM 1500)

SATURDAY, OCTOBER 31

7:35 P.M. (MSC, KSTP-AM 1500)

Series Information

Minnesota leads 125-65-13
 Last 10 games - MN 7-3-0
 First meeting - 1/15/22, MN 3-0
 Last meeting - 2/7/98, MN 7-0
 Minnesota's longest win streak - 9
 Wisconsin's longest win streak - 5
 '90s - MN 23-8-3
 '80s - MN 35-22-2
 '70s - WIS 26-20-3
 '60s - MN 8-3-1
 '50s - did not play each other
 '40s - did not play each other
 '30s - MN 12-4-0
 '20s - MN 27-2-4

Team Comparisons

Minnesota		Wisconsin
7/43 (.163)	PP	1/11 (.091)
6/28 (.214)	WCHA PP	1/8 (.125)
33/39 (.846)	PK	12/12 (1.000)
26/28 (.929)	WCHA PK	9/9 (1.000)
5-4-1 (.550)	Last 10 games	6-4-0 (.600)
3-1-1 (.700)	Home	1-2-0 (.333)
0-1-0 (.000)	Road	0-0-0 (n/a)
3.5	Goals/Game	1.7
3.0	Goals Allowed/Game	2.0
8.0	Penalties/Game	7.0
37.8	Shots On Goal/Game	35.7

Series Notes: The Golden Gophers have won or split the season series with the Badgers in each of the last 20 seasons. The last time Wisconsin won the season series was the 1977-78 season • Doug Woog is 44-17-3 (.711) against the Badgers in 64 career games • the Golden Gophers have been swept by the Badgers only one time (2/23-24/96 in Madison) in the last 13 seasons • Minnesota has won 16 of the last 21 meetings between the two teams • Minnesota has outshot Wisconsin (223-171) despite losing four of the last six games in Madison • the last Wisconsin win in Minneapolis was on Nov. 14, 1992 (3-2, Met Center), while the last Badger victory at Mariucci Arena was in the old Mariucci Arena on Feb. 16, 1990 (6-3)

Last Season vs. Badgers: Minnesota claimed three wins in four meetings, outscoring Wisconsin 17-6 in the four games • the Golden Gophers scored first in all four games and outscored the Badgers 5-1 in the first period • Minnesota was 4-for-26 on the power play, while Wisconsin has not scored against the Golden Gophers with the man advantage since the 1996-97 season (2/28/97), covering their last 23 attempts

Career Scoring vs. Wisconsin

Player (games)	G-A-Pts	Notes
Wyatt Smith (11)	6-7--13	First career hat trick on 2/7/98
Reggie Berg (14)	6-6--12	Factor in four goals (2g, 2a) in 11/7/97 win
Dave Spehar (8)	1-5--6	Three assists in 7-0 win on 2/7/98
Bill Kohn (7)	1-3--4	Assists in each game last season in WIS
Stuart Senden (4)	2-0--2	Two goals in 7-0 win on 2/7/98
Mike Anderson (11)	1-1--2	Scored all points in an 8-4 win on 1/19/96
Nate Miller (8)	1-1--2	Scored goal in 11/8/97 loss
Ryan Trebil (4)	1-1--2	First collegiate goal in 4-2 win on 11/7/97
Rico Pagel (8)	1-1--2	Had both points in Feb. series last season
Erik Westrum (4)	0-2--2	Assisted on GWG on 2/7/98
Matt Leimbek (4)	0-1--1	Assist in 11/8/97 loss
Aaron Miskovich (4)	0-1--1	Assist on MN's first goal in 4-1 win on 2/6/98
Mike Lyons (7)	0-1--1	Assist on Senden's second goal on 2/7/98

Miscellaneous: Minnesota owns an edge in the all-time series at Madison (50-41-9) and in Minneapolis (72-18-4) • in postseason play, each team claims 12 wins (12-12-0) • there have been 31 shutouts in the series, with Minnesota owning 26 • the Golden Gophers have held Badger captain Steve Reinprecht to just two assists in eight games • both games in Minnesota will be at Mariucci Arena this season

1998-99 SCHEDULE/RESULTS

Oct. 9	#ST. LAWRENCE	L 4-6
Oct. 10	#OHIO STATE	W 4-3
Oct. 16	MINNESOTA-DULUTH	T 2-2
Oct. 17	MINNESOTA-DULUTH	W 3-1
Oct. 23	ST. CLOUD STATE	W 3-0
Oct. 24	@ St. Cloud State	L 5-6
Oct. 30	@ Wisconsin	7:35 p.m.
Oct. 31	@ Wisconsin	7:35 p.m.
Nov. 6	COLORADO COLLEGE	7:05 p.m.
Nov. 7	COLORADO COLLEGE	7:05 p.m.
Nov. 13	NORTH DAKOTA	7:05 p.m.
Nov. 14	NORTH DAKOTA	7:05 p.m.
Nov. 20	@ Alaska-Anchorage	10:35 p.m.
Nov. 21	@ Alaska-Anchorage	10:35 p.m.
Nov. 27	#MICHIGAN	7:05 p.m.
Nov. 29	#MICHIGAN STATE	2:05 p.m.
Dec. 27	#PRINCETON	7:05 p.m.
Dec. 28	#MARIUCCI CLASSIC	4/7 p.m.
Dec. 30	*INTERN'TL GAME	7:05 p.m.
Jan. 2	#@ Boston College	1:05 p.m.
Jan. 3	#@ Boston College	1:05 p.m.
Jan. 9	@ Denver (World Arena)	7:05 p.m.
Jan. 10	@ Denver (McNichols)	7:05 p.m.
Jan. 15	#MANKATO STATE	7:05 p.m.
Jan. 16	#MANKATO STATE	7:05 p.m.
Jan. 22	@ North Dakota	7:35 p.m.
Jan. 23	@ North Dakota	7:35 p.m.
Jan. 29	MICHIGAN TECH	7:05 p.m.
Jan. 30	MICHIGAN TECH	7:05 p.m.
Feb. 5	@ Colorado College	8:35 p.m.
Feb. 6	@ Colorado College	8:05 p.m.
Feb. 13	ALASKA-ANCHORAGE	2:05 p.m.
Feb. 14	ALASKA-ANCHORAGE	2:05 p.m.
Feb. 19	@ St. Cloud State	7:35 p.m.
Feb. 20	ST. CLOUD STATE	7:05 p.m.
Feb. 26	@ Minnesota-Duluth	7:05 p.m.
Feb. 27	@ Minnesota-Duluth	7:05 p.m.
March 5	WISCONSIN	7:05 p.m.
March 6	WISCONSIN	7:05 p.m.
March 12-14	WCHA First Round Playoffs	TBA
March 18-20	WCHA Final Five	Target Center
March 25-27	NCAA Regionals	Madison/Worcester
April 1-3	NCAA Championships	

*-Exhibition game
 #-Nonconference game

LAST WEEKEND

Golden Gophers: Minnesota split a series with St. Cloud State, blanking the Huskies (3-0) at Mariucci before losing 6-5 at SCSU on Saturday

Wisconsin: The Badgers have been idle since opening the WCHA season with a split (2-1 loss Fri., 3-2 win Sat.) against Michigan Tech in Madison

The Last Time

Minnesota Swept A Road Series:
January 24-25, 1997 @ Michigan Tech
(5-2, 8-4)

Minnesota Was Swept In A Road Series:
February 27-28, 1998 @ Colorado College
(4-3, 9-6)

Minnesota Swept A Home Series: February
20-21, 1998 vs. Alaska-Anchorage (3-0, 4-2)

Minnesota Was Swept In A Home Series:
November 21-22, 1997 vs. Colorado College
(5-1, 4-3 ot)

Minnesota Shut Out An Opponent: October 23,
1998 vs. St. Cloud State (Adam Hauser, 3-0)

An Opponent Shut Out Minnesota: March 4,
1995 @ St. Cloud State (Brian Leitza, 3-0)

Minnesota Player Scored A Hat Trick: March 6,
1998 @ St. Cloud State (Reggie Berg, 6-2
Minnesota win)

Minnesota Player Scored A Natural Hat Trick:
December 30, 1994 @ Mariucci Arena vs. Yale
(Ryan Kraft, 6-2 Minnesota win)

An Opponent Scored A Hat Trick: March 13,
1998 @ Minnesota-Duluth (Jeff Scissons, 7-3
Minnesota loss)

**Minnesota Player Scored Four Goals In A
Game:** February 28, 1998 (Wyatt Smith, 9-6
Minnesota loss)

**Minnesota Won When Trailing After Two
Periods:** March 14, 1997 vs. St. Cloud State at
WCHA Final Five (5-4 Minnesota overtime
win/trailing 4-3 heading into third period)

**Minnesota Had 50 or More Shots On Goal In A
Game:** October 9, 1998 vs. St. Lawrence in
Icebreaker Invitational (50 shots, 6-4 Minnesota
loss)

**Opponent Had 50 or More Shots On Goal In A
Game:** January 31, 1997 @ North Dakota (51
shots, 6-4 Minnesota loss)

Minnesota Player Scored A Shorthanded Goal:
October 24, 1998 @ St. Cloud State (Reggie Berg,
third period, 6-5 Minnesota loss)

Minnesota Won In Overtime: March 14, 1997
vs. St. Cloud State at WCHA Final Five (5-4)


Minnesota Lost In Overtime: March 15, 1998 @
Minnesota-Duluth (5-4)


Minnesota Tied In Overtime: October 16, 1998
vs. Minnesota-Duluth (2-2)


**Minnesota Scored 10 Goals Or More In A
Game:** November 9, 1996 vs. North Dakota (10-6
Minnesota win)


**Opponent Scored 10 Goals Or More In A
Game:** January 30, 1993 @ Michigan Tech (10-2
Minnesota loss)


Team Notes


 The Golden Gophers have had equal or fewer penalties than their opponent in five of six games this season


 After being just 4-for-37 (.108) on the power play through the season's first five games at home, the Golden Gophers were 3-for-6 (.500) in Saturday night's game on the road at St. Cloud State


 Only one team (UMD, two times) has outshot Minnesota in its last 12 games (dating back to last season)


 Minnesota has lost just one of its last 13 home games (11-1-1) dating back to the end of last season. The Golden Gophers are playing nine of their first 12 games at Mariucci Arena to open the 1998-99 season

 Minnesota forwards have scored 60 of the team's last 61 goals dating back to the end of last season

 Minnesota has killed 26 out of 28 opponent power-play chances in the last two weekends

 The Golden Gophers scored three third-period goals in Saturday's comeback attempt at St. Cloud State after netting just one final period goal in their previous four games

 Minnesota has allowed 18 goals this season - six on opening night to St. Lawrence, six on Saturday night to St. Cloud State, and six total in the remaining four games (3-0-1 in those four games)

 15 different skaters have registered a point for Minnesota through the season's first six games

Last Weekend's Stars

ADAM HAUSER - recorded first career shutout with 26 saves in the Golden Gophers' 3-0 win over St. Cloud State last Friday night

WYATT SMITH - scored goals in both games last weekend - now has scored a point in five of six games this season

NATE MILLER - scored two third-period goals on Saturday in a comeback attempt

Minnesota's Record When In 1998-99

Overall Record	3-2-1
WCHA Record	2-1-1
Home Record	3-1-1
Road Record	0-1-0
Neutral Site Record	0-0-0
Last 20 Games (dating back to 1997-98)	10-9-1
Last 10 Games (dating back to 1997-98)	5-4-1
Last 5 Games	3-1-1

Power Play	7 of 43 (.163)
Penalty Kill	33 of 39 (.846)
Scoring A Power-Play Goal	2-2-1
Not Scoring A Power-Play Goal	1-0-0
Allowing A Power-Play Goal	2-2-0
Not Allowing A Power-Play Goal	1-0-1
Scoring A Short-Handed Goal	1-1-0
Allowing A Short-Handed Goal	0-0-0

Penalties/Avg. Per Game	48/8.0
Penalty Minutes/Avg. Per Game	96/16.0
10 Or More Penalties	1-0-1
Fewer Than 10 Penalties	2-2-0
More Penalties Than Opponent	0-0-1
Fewer Penalties Than Opponent	3-1-0
Same Amount Of Penalties	0-1-0

In One-Goal Games	1-1-0
In Two-Goal Games	1-1-0
In Three-Goal or More Games	1-0-0
In Overtime Games	0-0-1
Scoring 4 or More Goals	1-2-0
Scoring 3 or Fewer Goals	2-0-1
Scoring 3 or More Goals	3-2-0
Scoring 2 or Fewer Goals	0-0-1
Allowing 4 or More Goals	0-2-0
Allowing 3 or Fewer Goals	3-0-1

Scoring First Goal Of Game	3-0-1
Opponents Score First	0-2-0
Leading After One Period	3-0-0
Trailing After One Period	0-1-0
Tied After One Period	0-1-1
Scoring First Goal Of Second Period	3-1-0
Leading After Two Periods	3-0-1
Trailing After Two Periods	0-2-0
Tied After Two Periods	0-0-0
Scoring First Goal Of Third Period	1-1-0

Having 10-19 Shots On Goal	0-0-0
Having 20-29 Shots On Goal	0-0-0
Having 30-39 Shots On Goal	2-1-1
Having 40 or More Shots On Goal	1-1-0
Allowing Fewer Than 10 Shots On Goal	0-0-0
Allowing 10-19 Shots On Goal	1-0-0
Allowing 20-29 Shots On Goal	2-2-0
Allowing 30-39 Shots On Goal	0-0-1
Allowing 40 or More Shots On Goal	0-0-0
Outshooting Opponent	3-2-0
Opponent Outshoots Minnesota	0-0-1
Shots Are Even	0-0-0

October	3-2-1
November	0-0-0
December	0-0-0
January	0-0-0
February	0-0-0
March	0-0-0
Fridays	1-1-1
Saturdays	2-1-0
Series Record	1-0-1
Games Following A Win	1-1-1
Games Following A Loss	1-0-0
Games Following A Tie	1-0-0

#1 Adam Hauser

Fr., 6-2, 195, Bovey, Minn.

- √ Picked up first collegiate shutout by stopping 26 shots against St. Cloud State last Friday night
- √ Has stopped 39 consecutive shots dating back to the first period of the 10/17 win over UMD
- √ Currently has a shutout streak of 106:42

#3 Jordan Leopold

Fr., 6-0, 195, Robbinsdale, Minn.

- √ Has scored a point in five of his first six collegiate games (six assists)
- √ Assisted on three goals (one Friday, two Saturday) last weekend
- √ Leads Minnesota rookies in scoring (0-6--6)

#4 Dylan Mills

So., 5-11, 212, Duluth, Minn.

- √ Suffered thigh bruise in Saturday night's loss to SCSU
- √ Was +6 in the season's first five games before a -4 in Saturday night's loss to SCSU

#7 Erik Westrum

So., 5-11, 187, Apple Valley, Minn.

- √ Third on the team in shots on goal (20)
- √ Led Golden Gopher freshmen in scoring last season (6-12--18)
- √ Assisted on Spehar's PPG at SCSU on Saturday night

#10 Mike Anderson

Sr., 6-1, 202, Bloomington, Minn.

- √ Scored first goal of the season after a St. Cloud State player's centering attempt found an empty net in Friday night's 3-0 win over SCSU. Anderson was credited with the goal for being the last Minnesota player to touch the puck
- √ Tied for the team lead with a +3 plus/minus rating
- √ Has just 1-1--2 in 11 cgp vs. Wisconsin

#11 Erik Wendell

Fr., 6-1, 196, Maple Grove, Minn.

- √ Scored first goal as a Golden Gopher by intercepting a clearing attempt and firing it past SCSU's Scott Meyer at 8:59 of the third period of Friday night's 3-0 win

#13 Nate Miller

Jr., 6-2, 200, Anoka, Minn.

- √ Notched first career two-goal game with a pair of third-period markers in Minnesota's comeback attempt Saturday at SCSU
- √ Two-goal game was his second multiple-point game of the season and fourth of his career
- √ Has scored nine goals in his last 23 games after just two goals in his previous 22 games

#17 Wyatt Smith

Sr., 5-11, 205, Warroad, Minn.

- √ Scored a goal in each game last weekend
- √ Has 93 career points, including 41-36--77 in his last 64 games
- √ Scored GWG on the power play in the first period of Friday night win over SCSU
- √ Leading the team in goals (5) - tied for the team lead in total points (5-2--7)
- √ Second on the team in shots on goal (26) - tied for the team lead in PPG (3)
- √ Averaging over a point a game (6-7--13, 11 cgp) against Wisconsin
- √ Member of the WCHA All-Star team that played in Switzerland in August, leading the team with five goals in three games

#19 Reggie Berg

Sr., 5-11, 185, Anoka, Minn.

- √ Tied for the team lead in scoring (3-4--7)
- √ Leads the team in shots on goal with 31 in six games
- √ Netted third-period shorthanded goal to spark Minnesota's comeback against SCSU last Saturday night
- √ Minnesota is 26-1-0 in his career when Berg scores more than one point in a game

- √ Has 15-15--30 in Minnesota's last 20 wins
- √ Has scored a point in 13 of his last 16 games at Mariucci Arena

#24 Bill Kohn

Sr., 6-0, 196, Roseville, Minn.

- √ Has played in 84 of a possible 87 games over the course of the last three seasons
- √ Assisted on Miller's apparent game-tying goal in Saturday's loss at SCSU

#27 Aaron Miskovich

So., 5-11, 188, Grand Rapids, Minn.

- √ Named first WCHA Offensive Player of the Week for the new season after second career two-goal game in 3-1 win over UMD
- √ First goal in 10/17 win over UMD was shorthanded, and also proved to be the game winner
- √ Has two of Minnesota's three game-winning goals this season
- √ Second on the team by scoring on 21.1 percent (4-for-19) of his shots this season
- √ Has as many goals through the first six games of this season as he did in 28 games in his rookie campaign

#29 Rico Pagel

Jr., 5-10, 195, Minnetonka, Minn.

- √ Suffered knee injury in the first period of Saturday's game at SCSU - will likely miss this weekend's series at Wisconsin

#33 Dave Spehar

Jr., 5-7, 171, Duluth, Minn.

- √ Has scored three of Minnesota's seven PPG - tied for team lead in that category
- √ Notched second multiple-point game of the season and 16th of his career with 1-1--2 in the first period at SCSU last Saturday - then suffered thigh bruise and missed the last two periods
- √ Tied for second on the team in total points (3-3--6)

Minnesota had not trailed in 249:24 until St. Cloud State opened the scoring in Saturday night's game • Minnesota is 65-16-3 (.792) in its last 84 games when scoring first • Minnesota is 5-0-2 on Oct. 30 in school history, with a 5-1-0 mark on Oct. 31 - Minnesota has never lost to Wisconsin (3-0-0) on those dates • Wisconsin had a winning record against every team in the WCHA last season except league champion North Dakota (2-3-0) and the Golden Gophers (1-3-0) • Wisconsin outscored opponents by 18 goals in the third period last season, while Minnesota was outnumbered by eight goals in the final frame • Wisconsin is one of five WCHA teams that Doug Woog has a .700 career winning percentage or better against (Alaska-Anchorage, Colorado College, Michigan Tech, St. Cloud State) • Woog won his 200th (11/16/91) and 350th (2/28/97) career games against Wisconsin • Minnesota is 11-2-1 (.821) in 14 games against Wisconsin in the month of October • Minnesota will not play a game from Nov. 30 through Dec. 26 - a stretch of 27 days. That is the longest span without a game on the schedule in Golden Gopher hockey modern day history. The team will be idle from league action from Nov. 22 through Jan. 9 (49 days) • a total of seven Golden Gophers have been drafted by NHL organizations. A listing of players drafted and the respective organization follows: Mike Anderson--Washington; Reggie Berg--Toronto; Aaron Miskovich--Colorado; Pat O'Leary--Phoenix; John Pohl--St. Louis; Wyatt Smith--Phoenix; Erik Westrum--Phoenix

About This Week's Opponent University of Wisconsin

Location: Madison, Wis.
Founded: 1848
Enrollment: 40,000
Arena: Kohl Center (14,385)
Rink Size: 200 x 97
Head Coach: Jeff Sauer (Colorado College, 1965)
Sauer's Career Record: 572-472-44 (28 yrs)
Assistant Coaches: Pat Ford, Mark Johnson
Notes: The Badgers were idle from competition last weekend after opening the WCHA portion of their schedule with a split against Michigan Tech on Oct. 16-17 • UW opens with nine of first 13 at home

1998-99 WCHA STANDINGS

Team (Overall Record, win %)	GP	W	L	T	Pts	GF	GA	GDif
Minnesota (3-2-1, .583)	4	2	1	1	5	13	9	+4
Colorado College (2-0-0, 1.000)	2	2	0	0	4	8	3	+5
Wisconsin (1-2-0, .333)	2	1	1	0	2	4	4	even
St. Cloud State (1-1-0, .500)	2	1	1	0	2	6	8	-2
Michigan Tech (1-5-0, .167)	4	1	3	0	2	7	12	-5
Minnesota-Duluth (0-1-1, .250)	2	0	1	1	1	3	5	-2
Denver (2-0-0, 1.000)	0	0	0	0	0	0	0	0
Alaska-Anchorage (1-3-0, .250)	0	0	0	0	0	0	0	0
North Dakota (0-0-0)	0	0	0	0	0	0	0	0

This Week In The WCHA

Friday, October 30

Alaska-Anch. @ Colorado College
 Denver @ Michigan Tech
 Minn.-Duluth @ North Dakota
 Minnesota @ Wisconsin
 #Vermont @ St. Cloud State

Saturday, October 31

Alaska-Anch. @ Colorado College
 Denver @ Michigan Tech
 Minn.-Duluth @ North Dakota
 Minnesota @ Wisconsin
 #Vermont @ St. Cloud State

#-Nonconference game

1998-99 season highs/lows

MOST GOALS/GAME	(5) 10/24 @ St. Cloud State
LEAST GOALS/GAME	(2) 10/16 vs. Minnesota-Duluth
MOST ASSISTS/GAME	(7) 10/24 @ St. Cloud State
LEAST ASSISTS/GAME	(2) 10/23 vs. St. Cloud State
MOST GOALS AGAINST/GAME	(6) two times, last 10/24 @ St. Cloud State
LEAST GOALS AGAINST/GAME	(0) 10/23 vs. St. Cloud State
MOST ASSISTS AGAINST/GAME	(11) 10/24 @ St. Cloud State
LEAST ASSISTS AGAINST/GAME	(0) 10/23 vs. St. Cloud State
MOST GOALS/PERIOD	(3) 10/24 @ St. Cloud State - third period
MOST GOALS AGAINST/PERIOD	(2) six times, last 10/24 @ SCSU - third period
MOST SHOTS ON GOAL/GAME	(50) 10/9 vs. St. Lawrence
LEAST SHOTS ON GOAL/GAME	(30) 10/24 @ St. Cloud State
MOST SHOTS AGAINST/GAME	(33) 10/16 vs. Minnesota-Duluth
LEAST SHOTS AGAINST/GAME	(17) 10/17 vs. Minnesota-Duluth
MOST SHOTS ON GOAL/PERIOD	(22) 10/9 vs. St. Lawrence
MOST SHOTS AGAINST/PERIOD	(16) 10/16 vs. Minnesota-Duluth - third period
MOST PENALTIES/GAME	(13) 10/17 vs. Minnesota-Duluth
LEAST PENALTIES/GAME	(4) 10/9 vs. St. Lawrence
MOST PIM/GAME	(26) 10/17 vs. Minnesota-Duluth
LEAST PIM/GAME	(8) 10/9 vs. St. Lawrence
MOST OPP. PENALTIES/GAME	(14) 10/17 vs. Minnesota-Duluth
LEAST OPP. PENALTIES/GAME	(8) 10/9 vs. St. Lawrence
MOST OPP. PIM/GAME	(28) two times, last 10/17 vs. Minnesota-Duluth
LEAST OPP. PIM/GAME	(16) 10/9 vs. St. Lawrence

Woog's Window

Minnesota Head Coach Doug Woog has produced unparalleled numbers as the man behind the Golden Gopher bench over the last 14 seasons. Entering Friday's game, Woog has a career record of 377-170-32 (.679) overall and a WCHA mark of 272-117-30 (.685). Minnesota has appeared in the NCAA Tournament in 12 of Woog's 13 seasons and has finished first or second in the WCHA in 11 of his 13 campaigns. Among Woog's regular media appearances are: WCCO-AM (830) with Mike Max, Mondays and Fridays at 6:35 p.m. KSTP-AM (1500) with Pat Reusse and Joe Soucheray, Saturday mornings at 11 a.m., Thursday morning at 7:45 a.m., and the postgame show. KARE-TV (Ch. 11) Gopher Sports Extra on selected Saturdays at 11:05 p.m. during the 1998-99 season.

late heartbreak

On two occasions in the young season, a goal in the final stages of the game has swiped potential WCHA points from the Golden Gophers' grasp. UMD scored with 3:29 remaining on 10/16 to force overtime and eventually a 2-2 tie. Last Saturday evening, St. Cloud State scored with just 16 seconds remaining after Minnesota had tied the game with 46 seconds left to snatch a tie or overtime win from the Maroon and Gold.

multiple-point games

Player(games)	Last Time	Record
N. Miller (2)	10/24 @ SCSU (2g)	1-1-0
Smith (2)	10/16 vs. UMD (2g)	1-0-1
Spehar (2)	10/24 @ SCSU (1g, 1a)	0-2-0
Anderson (1)	10/17 vs. UMD (2a)	1-0-0
Berg (1)	10/10 vs. OSU (1g, 2a)	1-0-0
Miskovich (1)	10/17 vs. UMD (2g)	1-0-0
Leopold (1)	10/24 @ SCSU (2a)	0-1-0

In The Training Room

Player (injury)	Status
Erik Day (knee)	out
Rico Pagel (knee)	doubtful
Dave Spehar (thigh)	probable
Dylan Mills (thigh)	probable

mayasich's jersey to be retired

gopher great to be honored on saturday, nov. 14

The University of Minnesota will retire Golden Gopher hockey great and U.S. Olympic hockey gold medal winner John Mayasich's number eight in a pregame ceremony before the Golden Gopher/North Dakota men's hockey game on Sat., Nov. 14 at Mariucci Arena. It marks the first time that a number has been retired in the 77-year history of Golden Gopher hockey. Mayasich, a native of Eveleth, Minn., is the U of M's all-time leading scorer with career totals of 144 goals and 154 assists for 298 points in just 111 career games played. Last season, Mayasich was honored by *The Hockey News* as the WCHA's All-Time Best Player as a part of the magazine's 50th anniversary in October. A number of Mayasich's Golden Gopher and 1960 Olympic teammates are scheduled to be in attendance at the weekend's festivities.

University of Minnesota
 1998-99 Men's Ice Hockey Statistics
 Record: 3- 2- 1/ 2- 1- 1 WCHA

Date	Opponent	Score	Record	Site	Attend	Goaltender of Record
10/ 9	St. Lawrence	4 - 6 L	0- 1	H Mariucci Arena	9456	Adam Hauser 0- 1- 0
10/10	Ohio State	W 4 - 3	1- 1	H Mariucci Arena	9467	Willy Marvin 1- 0- 0
10/16	*Minnesota-Duluth	2 - 2 T	1- 1- 1	H Mariucci Arena	9791	Willy Marvin 1- 0- 1
10/17	*Minnesota-Duluth	W 3 - 1	2- 1- 1	H Mariucci Arena	9787	Adam Hauser 1- 1- 0
10/23	*St. Cloud State	W 3 - 0	3- 1- 1	H Mariucci Arena	9790	Adam Hauser 2- 1- 0
10/24	*St. Cloud State	5 - 6 L	3- 2- 1	A National Hockey Ctr.	7051	Willy Marvin 1- 1- 1

*-WCHA Game

Record	W	L	T	Pct	Attendance #	Total	Avg
All Games	3	2	1	.583	Home	5 48291	9658
WCHA	2	1	1	.625	Away	1 7051	7051
Home	3	1	1	.700	Neutral	0 0	0
Away	0	1	0	.000	Total	6 55342	9224
Neutral	0	0	0	.000			
Ahead After 1 Period	2	0	1	.833			
Behind After 1 Period	0	1	0	.000			
Tied After 1 Period	1	1	0	.500			
Ahead After 2 Periods	3	0	1	.875			
Behind After 2 Periods	0	2	0	.000			
Tied After 2 Periods	0	0	0	.000			
Score First	3	0	1	.875			
Do Not Score First	0	2	0	.000			

University of Minnesota
1998-99 Men's Ice Hockey Statistics
WCHA Games Only

Golden Gophers	GP/ GS	G	A	Pts	+/-	Sht	Sht %	Pen/	Min	PP	SH	EN	GW	GT	HT
Wyatt Smith	4/ 3	4	0	4	-1	17	23.5	3 /	6	3	0	0	1	0	0
Dave Spehar	4/ 0	2	2	4	-1	14	14.3	2 /	4	2	0	0	0	0	0
Jordan Leopold	4/ 3	0	4	4	1	6	0.0	1 /	2	0	0	0	0	0	0
Nate Miller	4/ 3	2	1	3	-1	12	16.7	1 /	2	1	0	0	0	0	0
Reggie Berg	4/ 3	1	2	3	0	16	6.3	3 /	6	0	1	0	0	0	0
Mike Anderson	4/ 1	1	2	3	2	14	7.1	3 /	6	0	0	0	0	0	0
Aaron Miskovich	4/ 0	2	0	2	-1	12	16.7	3 /	6	0	1	0	1	0	0
Dylan Mills	4/ 1	0	2	2	0	3	0.0	2 /	4	0	0	0	0	0	0
Erik Westrum	4/ 1	0	2	2	0	8	0.0	3 /	6	0	0	0	0	0	0
Nick Angell	4/ 1	0	2	2	-1	3	0.0	1 /	2	0	0	0	0	0	0
Erik Wendell	3/ 1	1	0	1	2	1	100.0	2 /	4	0	0	0	0	0	0
Bill Kohn	4/ 3	0	1	1	-1	6	0.0	3 /	6	0	0	0	0	0	0
Rico Pagel	4/ 0	0	1	1	2	4	0.0	1 /	2	0	0	0	0	0	0
Mark Nenovich	2/ 0	0	0	0	2	0	0.0	1 /	2	0	0	0	0	0	0
John Pohl	3/ 0	0	0	0	-2	3	0.0	0 /	0	0	0	0	0	0	0
Adam Hauser	2/ 2	0	0	0	0	0	0.0	0 /	0	0	0	0	0	0	0
Doug Meyer	3/ 0	0	0	0	0	2	0.0	1 /	2	0	0	0	0	0	0
Stuart Senden	3/ 0	0	0	0	-2	3	0.0	0 /	0	0	0	0	0	0	0
Mike Lyons	4/ 0	0	0	0	-2	1	0.0	1 /	2	0	0	0	0	0	0
Matt Leimbek	1/ 0	0	0	0	0	0	0.0	0 /	0	0	0	0	0	0	0
Pat O'Leary	2/ 0	0	0	0	-1	2	0.0	0 /	0	0	0	0	0	0	0
Cory Miller	1/ 0	0	0	0	0	2	0.0	2 /	4	0	0	0	0	0	0
Willy Marvin	2/ 2	0	0	0	0	0	0.0	0 /	0	0	0	0	0	0	0
Ryan Trebil	2/ 0	0	0	0	-1	2	0.0	2 /	4	0	0	0	0	0	0
Golden Gophers	4/ 4	13	19	32		131	9.9	35 /	70	6	2	0	2	0	0
Opponents	4/ 4	9	16	25		105	8.6	36 /	72	2	0	0	1	1	0

Power Play: Golden Gophers 6/28 (21.4%); Opponents 2/28 (7.1%);

Goaltending Statistics

Golden Gophers	GP/ GS	Min	GAA	W	L	T	ENG	Sho	GA	Sv	Sv %
Adam Hauser	2 / 2	120:00	0.50	2	0	0	0	1	1	42	.977
Willy Marvin	2 / 2	124:50	3.85	0	1	1	0	0	8	54	.871
Golden Gophers	4 / 4	244:50	2.21	2	1	1	0	1	9	96	.914
Opponents	4 / 4	243:44	3.20	1	2	1	0	0	13	118	.901

Statistics by Period

Goals	1	2	3	Tot	Penalties	1	2	3	Tot
Golden Gophers	5	4	4	13	Golden Gophers	12	9	14	35
Opponents	3	3	3	9	Opponents	14	7	15	36
Shots	1	2	3	Tot	Penalty Minutes	1	2	3	Tot
Golden Gophers	42	42	45	131	Golden Gophers	24	18	28	70
Opponents	29	27	46	105	Opponents	28	14	30	72

University of Minnesota
1998-99 Men's Ice Hockey Statistics
Record: 3- 2- 1/ 2- 1- 1 WCHA

Golden Gophers	GP/ GS	G	A	Pts	+/-	Sht	Sht %	Pen/	Min	PP	SH	EN	GW	GT	HT
Wyatt Smith	6/ 4	5	2	7	-2	26	19.2	5 /	10	3	0	0	1	0	0
Reggie Berg	6/ 4	3	4	7	0	31	9.7	5 /	10	0	1	0	0	0	0
Dave Spehar	6/ 0	3	3	6	1	16	18.8	3 /	6	3	0	0	0	0	0
Jordan Leopold	6/ 5	0	6	6	1	10	0.0	1 /	2	0	0	0	0	0	0
Nate Miller	6/ 4	3	2	5	0	16	18.8	1 /	2	1	0	0	0	0	0
Aaron Miskovich	6/ 1	4	0	4	0	19	21.1	3 /	6	0	1	0	2	0	0
Mike Anderson	6/ 1	1	3	4	3	19	5.3	3 /	6	0	0	0	0	0	0
Erik Westrum	6/ 1	1	2	3	1	20	5.0	3 /	6	0	0	0	0	0	0
Dylan Mills	6/ 1	0	2	2	2	6	0.0	3 /	6	0	0	0	0	0	0
Bill Kohn	6/ 5	0	2	2	-1	12	0.0	5 /	10	0	0	0	0	0	0
Nick Angell	6/ 1	0	2	2	-1	5	0.0	1 /	2	0	0	0	0	0	0
Rico Pagel	6/ 1	0	2	2	3	13	0.0	2 /	4	0	0	0	0	0	0
Erik Wendell	4/ 2	1	0	1	3	4	25.0	2 /	4	0	0	0	0	0	0
John Pohl	5/ 0	0	1	1	-2	4	0.0	0 /	0	0	0	0	0	0	0
Brad Timmons	1/ 0	0	1	1	1	0	0.0	0 /	0	0	0	0	0	0	0
Mark Nenovich	3/ 0	0	0	0	3	2	0.0	3 /	6	0	0	0	0	0	0
Adam Hauser	3/ 3	0	0	0	0	0	0.0	0 /	0	0	0	0	0	0	0
Doug Meyer	4/ 0	0	0	0	0	2	0.0	1 /	2	0	0	0	0	0	0
Stuart Senden	4/ 0	0	0	0	-2	4	0.0	0 /	0	0	0	0	0	0	0
Mike Lyons	6/ 0	0	0	0	-2	5	0.0	1 /	2	0	0	0	0	0	0
Matt Leimbek	2/ 0	0	0	0	0	2	0.0	0 /	0	0	0	0	0	0	0
Pat O'Leary	3/ 0	0	0	0	-1	3	0.0	1 /	2	0	0	0	0	0	0
Cory Miller	2/ 0	0	0	0	0	6	0.0	3 /	6	0	0	0	0	0	0
Willy Marvin	3/ 3	0	0	0	0	0	0.0	0 /	0	0	0	0	0	0	0
Ryan Trebil	2/ 0	0	0	0	-1	2	0.0	2 /	4	0	0	0	0	0	0
Golden Gophers	6/ 6	21	32	53		227	9.3	48 /	96	7	2	0	3	0	0
Opponents	6/ 6	18	28	46		152	11.8	54 /	116	6	0	0	2	1	0

Power Play: Golden Gophers 7/43 (16.3%); Opponents 6/39 (15.4%);

Goaltending Statistics

Golden Gophers	GP/ GS	Min	GAA	W	L	T	ENG	Sho	GA	Sv	Sv %
Adam Hauser	3 / 3	177:53	2.36	2	1	0	0	1	7	60	.896
Willy Marvin	3 / 3	184:50	3.57	1	1	1	0	0	11	74	.871
Golden Gophers	6 / 6	362:43	2.98	3	2	1	0	1	18	134	.882
Opponents	6 / 6	363:07	3.47	2	3	1	0	0	21	206	.907

Statistics by Period

Goals	1	2	3	Tot	Penalties	1	2	3	Tot
Golden Gophers	7	8	6	21	Golden Gophers	17	13	18	48
Opponents	6	6	6	18	Opponents	18	12	24	54
Shots	1	2	3	Tot	Penalty Minutes	1	2	3	Tot
Golden Gophers	70	71	84	227	Golden Gophers	34	26	36	96
Opponents	42	49	58	152	Opponents	36	32	48	116

MINNESOTA HOCKEY CAREER STATS

Note: Current players are listed who have played more than one full season of college hockey. Totals are updated through last weekend's series against SCSU.

#4 • Dylan Mills

Year	GP	G	A	TP	P/PIM	PP	GW	SH	HT
97-98	39	1	10	11	16/32	0	0	0	0
98-99	6	0	2	2	3/6	0	0	0	0
Total	45	1	12	13	19/38	0	0	0	0

#7 • Erik Westrum

Year	GP	G	A	TP	P/PIM	PP	GW	SH	HT
97-98	39	6	12	18	20/43	1	1	1	0
98-99	6	1	2	3	3/6	0	0	0	0
Total	45	7	14	21	23/49	1	1	1	0

#14 • Cory Miller

Year	GP	G	A	TP	P/PIM	PP	GW	SH	HT
96-97	11	1	0	1	0/0	0	0	0	0
97-98	22	0	0	0	11/30	0	0	0	0
98-99	2	0	0	0	3/6	0	0	0	0
Total	35	1	0	1	14/36	0	0	0	0

#19 • Reggie Berg

Year	GP	G	A	TP	P/PIM	PP	GW	SH	HT
95-96	40	23	11	34	29/69	2	2	1	2
96-97	38	11	26	37	20/48	3	1	0	0
97-98	39	20	19	39	22/55	5	1	1	0
98-99	6	3	4	7	5/10	0	0	1	0
Total	123	57	60	117	76/182	10	4	3	2

#27 • Aaron Miskovich

Year	GP	G	A	TP	P/PIM	PP	GW	SH	HT
97-98	28	4	8	12	7/14	1	0	1	0
98-99	6	4	0	4	3/6	0	2	1	0
Total	34	8	8	16	10/20	1	2	2	0

#31 • Willy Marvin

Year	G	W-L-T	MIN	GA	GAA	SV	SV%
95-96	Redshirted						
96-97	4	0-0-0	13	1	4.54	3	.750
97-98	3	0-0-0	49	3	3.67	16	.842
98-99	3	1-1-1	185	11	3.57	74	.871
Total	10	1-1-1	247	15	3.64	93	.861

#5 • Ryan Trebil

Year	GP	G	A	TP	P/PIM	PP	GW	SH	HT
96-97	8	0	0	0	4/8	0	0	0	0
97-98	39	2	3	5	37/96	0	0	0	0
98-99	2	0	0	0	2/4	0	0	0	0
Total	49	2	3	5	43/108	0	0	0	0

#10 • Mike Anderson

Year	GP	G	A	TP	P/PIM	PP	GW	SH	HT
95-96	28	3	6	9	20/51	0	1	0	0
96-97	42	9	11	20	19/46	1	0	0	0
97-98	31	12	13	25	23/62	3	0	0	0
98-99	6	1	3	4	3/6	0	0	0	0
Total	107	25	33	58	65/165	4	1	0	0

#15 • Stuart Senden

Year	GP	G	A	TP	P/PIM	PP	GW	SH	HT
97-98	32	5	3	8	9/18	0	0	0	0
98-99	4	0	0	0	0/0	0	0	0	0
Total	36	5	3	8	9/18	0	0	0	0

#21 • Mike Lyons

Year	GP	G	A	TP	P/PIM	PP	GW	SH	HT
96-97	32	1	5	6	23/68	0	0	0	0
97-98	38	1	12	13	30/60	0	0	0	0
98-99	6	0	0	0	1/2	0	0	0	0
Total	76	2	17	19	54/130	0	0	0	0

#28 • Matt Leimbek

Year	GP	G	A	TP	P/PIM	PP	GW	SH	HT
97-98	39	0	5	5	8/24	0	0	0	0
98-99	2	0	0	0	0/0	0	0	0	0
Total	41	0	5	5	8/24	0	0	0	0

#33 • Dave Spehar

Year	GP	G	A	TP	P/PIM	PP	GW	SH	HT
96-97	40	20	17	37	15/30	11	5	0	0
97-98	39	19	18	37	17/34	8	2	0	0
98-99	6	3	3	6	3/6	3	0	0	0
Total	85	42	38	80	35/70	22	7	0	0

#6 • Brad Timmons

Year	GP	G	A	TP	P/PIM	PP	GW	SH	HT
95-96	32	1	2	3	25/61	0	0	0	0
96-97	17	0	0	0	7/14	0	0	0	0
97-98	transfer rule - sat out season								
98-99	1	0	1	1	0/0	0	0	0	0
Total	50	1	2	3	32/75	0	0	0	0

#13 • Nate Miller

Year	GP	G	A	TP	P/PIM	PP	GW	SH	HT
96-97	40	5	9	14	14/36	0	3	0	0
97-98	39	8	6	14	21/42	2	0	0	0
98-99	6	3	2	5	1/2	1	0	0	0
Total	85	16	17	33	36/80	3	3	0	0

#17 • Wyatt Smith

Year	GP	G	A	TP	P/PIM	PP	GW	SH	HT
95-96	32	4	5	9	16/32	0	1	1	0
96-97	38	16	14	30	18/44	3	4	1	0
97-98	39	24	23	47	31/62	3	3	1	2
98-99	6	5	2	7	5/10	3	1	0	0
Total	115	49	44	93	70/148	9	9	3	2

#24 • Bill Kohn

Year	GP	G	A	TP	P/PIM	PP	GW	SH	HT
95-96	7	0	2	2	4/8	0	0	0	0
96-97	42	5	10	15	40/80	2	1	0	0
97-98	36	4	16	20	35/89	1	0	0	0
98-99	6	0	2	2	5/10	0	0	0	0
Total	91	9	30	39	84/187	3	1	0	0

#29 • Rico Pagel

Year	GP	G	A	TP	P/PIM	PP	GW	SH	HT
96-97	29	5	5	10	6/12	0	0	0	0
97-98	39	8	11	19	9/18	1	2	0	0
98-99	6	0	2	2	2/4	0	0	0	0
Total	74	13	18	31	17/34	1	2	0	0

#35 • Erik Day

Year	G	W-L-T	MIN	GA	GAA	SV	SV%
96-97	5	3-1-0	240	4	1.00	86	.956
97-98	9	3-2-0	389	24	3.70	144	.857
98-99	0	0-0-0	0	0	x.xx	0	.xxx
Total	14	6-3-0	629	28	2.67	230	.891

GOLDEN GOPHER HOCKEY

Weekly Release & Notes/November 2, 1998



M10
gopher

THIS WEEKEND COLORADO COLLEGE (4-0-0, 4-0-0)

AT MINNESOTA (5-2-1, 4-1-1)

MARIUCCI ARENA/MINNEAPOLIS, MINN.

FRIDAY, NOVEMBER 6 7:05 P.M. (MSC, KSTP-AM 1500)

SATURDAY, NOVEMBER 7 7:05 P.M. (MSC, KSTP-AM 1500)

Series Information

Minnesota leads 135-64-6
Last 10 games - CC leads 6-3-1
First meeting - 2/28/47, MN 8-3
Last meeting - 2/28/98, CC 9-6
Minnesota's longest win streak - 20
Colorado College's longest win streak - 5
'90s - MN 21-14-2
'80s - MN 42-6-0
'70s - MN 21-16-3
'60s - MN 33-7-0
'50s - CC 18-15-1
'40s - Tied 3-3-0

Team Comparisons

Minnesota		Colorado College
11/57 (.193)	PP	2/15 (.133)
10/42 (.238)	WCHA PP	2/15 (.133)
38/46 (.826)	PK	10/11 (.909)
31/35 (.886)	WCHA PK	10/11 (.909)
6-3-1 (.650)	Last 10 games	8-2-0 (.800)
3-1-1 (.700)	Home	2-0-0 (1.000)
2-1-0 (.667)	Road	2-0-0 (1.000)
3.38	Goals/Game	5.00
2.75	Goals Allowed/Game	1.50
8.50	Penalties/Game	5.00
35.88	Shots On Goal/Game	30.00

Series Notes: Doug Woog is 42-15-2 (.729) in 59 career games against Colorado College, his second best winning percentage against a WCHA opponent • Minnesota dropped all four regular season meetings to Colorado College last season for the first time since 1956-57 • Colorado College and Denver are the only two WCHA teams the Golden Gophers have yet to sweep in the new Mariucci Arena • Minnesota last swept Colorado College on Feb. 5-6, 1993 at the old Mariucci (2-1, 6-3) • the Golden Gophers' last sweep of the Tigers in Colorado was Jan. 24-25, 1992 (6-3, 8-2) • the Tigers have tied or won the regular season series in four of the last five seasons • Minnesota is 22-13-1 against Colorado College in the month of November

Last Season vs. Tigers: Colorado College claimed all four contests played during the 1997-98 season, sweeping the Golden Gophers on their home ice in November (5-1, 4-3 ot) before taking a pair at World Arena (4-3, 9-6) in February • Minnesota was only 1-for-14 (.071) on the power play in the four games, while Colorado College was the same (1-for-14) until breaking out for a 4-for-6 clip in its 9-6 win at World Arena • Colorado College scored first in three of the four games, and outscored the Golden Gophers 8-3 in the first period • 14 of the 35 combined goals scored were in the final five minutes of a period • Minnesota outshot Colorado College 18-14 in the first period of the 2/28 meeting, but found itself down 5-1 on the scoreboard after 20 minutes

Career Scoring vs. Colorado College

Player (games)	G-A-Pts	Notes
Wyatt Smith (12)	9-2-11	Scored four goals in 9-6 loss on 2/28/98
Dave Spehar (8)	3-5-8	Scored GWG in 3-0 win on 2/22/97
Mike Anderson (9)	4-1-5	Two goals in 4-3 ot loss at Mariucci on 11/22/98
Bill Kohn (8)	0-5-5	Two assists in 3-3 OT tie on 2/21/97
Reggie Berg (10)	2-2-4	Missed games on 10/18-19/96 due to injury
Erik Westrum (4)	1-1-2	Scored third-period SHG on 2/27/98
Rico Pagel (6)	1-1-2	Goal in loss on 2/28/98
Nate Miller (8)	1-0-1	First career goal on 10/18/96
Mike Lyons (8)	0-1-1	Assisted on Anderson goal on 11/22/98

Miscellaneous: The series this weekend will mark the third time in the last four seasons that Minnesota and Colorado College will meet at Mariucci Arena with first place in the WCHA on the line • Colorado College owned a combined record of 22-4-2 (.821) against the bottom four teams in the WCHA and nonconference opponents last season, while posting just a 4-9-1 (.321) mark against the top half of the league • the Tigers were jailed for the second-fewest penalties in minutes number (17.69) in the league last season • CC won more road games (16) than any WCHA team last season

1998-99 SCHEDULE/RESULTS

Oct. 9	#ST. LAWRENCE	L 4-6
Oct. 10	#OHIO STATE	W 4-3
Oct. 16	MINNESOTA-DULUTH	T 2-2
Oct. 17	MINNESOTA-DULUTH	W 3-1
Oct. 23	ST. CLOUD STATE	W 3-0
Oct. 24	@ St. Cloud State	L 5-6
Oct. 30	@ Wisconsin	W 3-2
Oct. 31	@ Wisconsin	W 3-2
Nov. 6	COLORADO COLLEGE	7:05 p.m.
Nov. 7	COLORADO COLLEGE	7:05 p.m.
Nov. 13	NORTH DAKOTA	7:05 p.m.
Nov. 14	NORTH DAKOTA	7:05 p.m.
Nov. 20	@ Alaska-Anchorage	10:35 p.m.
Nov. 21	@ Alaska-Anchorage	10:35 p.m.
Nov. 27	#MICHIGAN	7:05 p.m.
Nov. 29	#MICHIGAN STATE	2:05 p.m.
Dec. 27	#PRINCETON	7:05 p.m.
Dec. 28	#MARIUCCI CLASSIC	4/7 p.m.
Dec. 30	*INTERN'TL GAME	7:05 p.m.
Jan. 2	## Boston College	1:05 p.m.
Jan. 3	## Boston College	1:05 p.m.
Jan. 9	@ Denver (World Arena)	7:05 p.m.
Jan. 10	@ Denver (McNichols)	7:05 p.m.
Jan. 15	#MANKATO STATE	7:05 p.m.
Jan. 16	#MANKATO STATE	7:05 p.m.
Jan. 22	@ North Dakota	7:35 p.m.
Jan. 23	@ North Dakota	7:35 p.m.
Jan. 29	MICHIGAN TECH	7:05 p.m.
Jan. 30	MICHIGAN TECH	7:05 p.m.
Feb. 5	@ Colorado College	8:35 p.m.
Feb. 6	@ Colorado College	8:05 p.m.
Feb. 13	ALASKA-ANCHORAGE	2:05 p.m.
Feb. 14	ALASKA-ANCHORAGE	2:05 p.m.
Feb. 19	@ St. Cloud State	7:35 p.m.
Feb. 20	ST. CLOUD STATE	7:05 p.m.
Feb. 26	@ Minnesota-Duluth	7:05 p.m.
Feb. 27	@ Minnesota-Duluth	7:05 p.m.
March 5	WISCONSIN	7:05 p.m.
March 6	WISCONSIN	7:05 p.m.
March 12-14	WCHA First Round Playoffs	TBA
March 18-20	WCHA Final Five	Target Center
March 25-27	NCAA Regionals	Madison/Worcester
April 1-3	NCAA Championships	

*-Exhibition game
#-Nonconference game

LAST WEEKEND

Golden Gophers: Swept Wisconsin (3-2, 3-2) in a weekend series at Kohl Center in Madison, Wis.

Colorado College: Picked up four league points with a pair of wins (8-2, 4-1) at home against Alaska-Anchorage

The Last Time

Minnesota Swept A Road Series:

October 30-31, 1998 @ Wisconsin (3-2, 3-2)

Minnesota Was Swept In A Road Series:

February 27-28, 1998 @ Colorado College (4-3, 9-6)

Minnesota Swept A Home Series: February 20-21, 1998 vs. Alaska-Anchorage (3-0, 4-2)

Minnesota Was Swept In A Home Series: November 21-22, 1997 vs. Colorado College (5-1, 4-3 ot)

Minnesota Shut Out An Opponent: October 23, 1998 vs. St. Cloud State (Adam Hauser, 3-0)

An Opponent Shut Out Minnesota: March 4, 1995 @ St. Cloud State (Brian Leitza, 3-0)

Minnesota Player Scored A Hat Trick: March 6, 1998 @ St. Cloud State (Reggie Berg, 6-2 Minnesota win)

Minnesota Player Scored A Natural Hat Trick: December 30, 1994 @ Mariucci Arena vs. Yale (Ryan Kraft, 6-2 Minnesota win)

An Opponent Scored A Hat Trick: March 13, 1998 @ Minnesota-Duluth (Jeff Scissons, 7-3 Minnesota loss)

Minnesota Player Scored Four Goals In A Game: February 28, 1998 (Wyatt Smith, 9-6 Minnesota loss)

Minnesota Won When Trailing After Two Periods: March 14, 1997 vs. St. Cloud State at WCHA Final Five (5-4 Minnesota overtime win/trailing 4-3 heading into third period)

Minnesota Had 50 or More Shots On Goal In A Game: October 9, 1998 vs. St. Lawrence in Icebreaker Invitational (50 shots, 6-4 Minnesota loss)

Opponent Had 50 or More Shots On Goal In A Game: January 31, 1997 @ North Dakota (51 shots, 6-4 Minnesota loss)

Minnesota Player Scored A Shorthanded Goal: October 24, 1998 @ St. Cloud State (Reggie Berg, third period, 6-5 Minnesota loss)

Minnesota Won In Overtime: March 14, 1997 vs. St. Cloud State at WCHA Final Five (5-4)

Minnesota Lost In Overtime: March 15, 1998 @ Minnesota-Duluth (5-4)

Minnesota Tied In Overtime: October 16, 1998 vs. Minnesota-Duluth (2-2)

Minnesota Scored 10 Goals Or More In A Game: November 9, 1996 vs. North Dakota (10-6 Minnesota win)

Opponent Scored 10 Goals Or More In A Game: January 30, 1993 @ Michigan Tech (10-2 Minnesota loss)

Team Notes

☞ Minnesota's five October wins were the most in that month since winning six straight October games to open the season in 1988

☞ The Golden Gophers are 3-1 in one-goal games this season - during the 1997-98 season, the team was just 4-9 in games decided by one goal

☞ Minnesota's 5-2-1 start is its best since an identical mark through eight games to begin the 1995-96 season, and the 4-1-1 league record is the best since a 6-0-0 start in the 1994-95 campaign

☞ The Golden Gophers have had equal or fewer penalties than their opponent in seven of eight games this season

☞ The Golden Gophers' eight games this season have been decided by a total of 11 goals

☞ Minnesota's road sweep at Wisconsin last weekend was the team's first since a pair of wins at Michigan Tech on Jan. 24-25, 1997

☞ Only one team (UMD, two times) has outshot Minnesota in its last 14 games dating back to last season

☞ Eight of Minnesota's last 14 goals have been scored in the first two or final two minutes of a period

☞ Minnesota forwards have scored 66 of the team's last 67 goals dating back to the end of last season

☞ Minnesota scored eight of its 10 goals last weekend in the second period

☞ The Golden Gophers have lost just one of their last 13 home games (11-1-1)

Last Weekend's Stars

ADAM HAUSER - Stopped 48 of 52 shots (.923 saves percentage) in posting his first two career road wins in goal

DAVE SPEHAR - Scored game-winning goal in Friday's win before tying the game with his fifth PPG of the season in Saturday's win

ERIK WESTRUM - Opened the scoring for Minnesota with a goal in Friday's game, then tallied the game-winning goal in Saturday's contest

Minnesota's Record When In 1998-99

Overall Record	5-2-1
WCHA Record	4-1-1
Home Record	3-1-1
Road Record	2-1-0
Neutral Site Record	0-0-0
Last 20 Games (dating back to 1997-98)	11-8-1
Last 10 Games (dating back to 1997-98)	6-3-1
Last 5 Games	3-1-1

Power Play	11 of 57 (.193)
Penalty Kill	38 of 46 (.826)
Scoring A Power-Play Goal	4-2-1
Not Scoring A Power-Play Goal	1-0-0
Allowing A Power-Play Goal	4-2-0
Not Allowing A Power-Play Goal	1-0-1
Scoring A Short-Handed Goal	1-1-0
Allowing A Short-Handed Goal	0-0-0

Penalties/Avg. Per Game	68/8.5
Penalty Minutes/Avg. Per Game	136/17.0
10 Or More Penalties	2-0-1
Fewer Than 10 Penalties	3-2-0
More Penalties Than Opponent	0-0-1
Fewer Penalties Than Opponent	5-1-0
Same Amount Of Penalties	0-1-0

In One-Goal Games	3-1-0
In Two-Goal Games	1-1-0
In Three-Goal or More Games	1-0-0
In Overtime Games	0-0-1
Scoring 4 or More Goals	1-2-0
Scoring 3 or Fewer Goals	4-0-1
Scoring 3 or More Goals	5-2-0
Scoring 2 or Fewer Goals	0-0-1
Allowing 4 or More Goals	0-2-0
Allowing 3 or Fewer Goals	5-0-1

Scoring First Goal Of Game	4-0-1
Opponents Score First	1-2-0
Leading After One Period	4-0-0
Trailing After One Period	0-1-0
Tied After One Period	1-1-1
Scoring First Goal Of Second Period	3-1-0
Leading After Two Periods	4-0-1
Trailing After Two Periods	0-2-0
Tied After Two Periods	1-0-0
Scoring First Goal Of Third Period	2-1-0

Having 10-19 Shots On Goal	0-0-0
Having 20-29 Shots On Goal	1-0-0
Having 30-39 Shots On Goal	3-1-1
Having 40 or More Shots On Goal	1-1-0
Allowing Fewer Than 10 Shots On Goal	0-0-0
Allowing 10-19 Shots On Goal	1-0-0
Allowing 20-29 Shots On Goal	4-2-0
Allowing 30-39 Shots On Goal	0-0-1
Allowing 40 or More Shots On Goal	0-0-0
Outshooting Opponent	5-2-0
Opponent Outshoots Minnesota	0-0-1
Shots Are Even	0-0-0

October	5-2-1
November	0-0-0
December	0-0-0
January	0-0-0
February	0-0-0
March	0-0-0
Fridays	2-1-1
Saturdays	3-1-0
Series Record	2-0-1
Games Following A Win	2-1-1
Games Following A Loss	2-0-0
Games Following A Tie	1-0-0

Individual Notes

#1 Adam Hauser

Fr., 6-2, 195, Bovey, Minn.

- √ Won four straight between the pipes after back-to-back wins in Wisconsin
- √ Has stopped 87 of the last 91 shots he has faced and allowed just four goals in his last 226:42 in net
- √ Has lowered his goals against average and raised his saves percentage in each game since his season-opening loss to St. Lawrence
- √ Second among WCHA netminders in GAA (1.25) and saves percentage (.947) in league games

#3 Jordan Leopold

Fr., 6-0, 195, Robbinsdale, Minn.

- √ Leads the team in assists (7)
- √ Has scored a point in six of his first eight collegiate games
- √ Leads Minnesota rookies in scoring (0-7--7)
- √ Tied for sixth in the league in scoring

#4 Dylan Mills

So., 5-11, 212, Duluth, Minn.

- √ Fired season high four shots on goal in Friday's win at Wisconsin

#7 Erik Westrum

So., 5-11, 187, Apple Valley, Minn.

- √ Scored goals in both games last weekend against UW, including the game-winning marker in Saturday's contest
- √ Opened the scoring for Minnesota with a PPG in Friday's 3-2 win
- √ Has scored a point in three straight games
- √ Fourth on the team in shots on goal (25)

#9 John Pohl

Fr., 6-0, 190, Red Wing, Minn.

- √ Scored first collegiate goal to open the scoring in Saturday's win over UW

#10 Mike Anderson

Sr., 6-1, 202, Bloomington, Minn.

- √ Tied for the team lead with a +4 rating
- √ Fifth on the team with 24 shots on goal

#11 Erik Wendell

Fr., 6-1, 196, Maple Grove, Minn.

- √ Left Saturday's game against Wisconsin in the second period with a bruised shoulder, but is expected to be healthy for this weekend's series against Colorado College
- √ Tied for the team lead with +4

#17 Wyatt Smith

Sr., 5-11, 205, Warroad, Minn.

- √ Chipped in an assist in each game last weekend
- √ Has 95 career points, including 41-38--79 in his last 66 games
- √ Has scored a point in seven of eight games this season
- √ Tied for the team lead in goals (5) - second on the team in scoring (5-4--9)
- √ Second on the team in shots on goal (28)
- √ Tied for second in the league in scoring
- √ Scored four of his five goals at home

#19 Reggie Berg

Sr., 5-11, 185, Anoka, Minn.

- √ Leads the team in scoring (4-6--10)
- √ Leads the team in shots on goal with 41 in eight games
- √ Scored a goal and added an assist in Friday's win over UW, then chalked up a goal in Saturday's sweeper win over the Badgers
- √ Minnesota is 27-1-0 in his career when Berg scores more than one point in a game
- √ Has 17-16--33 in Minnesota's last 22 wins
- √ Has scored a point in 13 of his last 16 games at Mariucci Arena
- √ Leads the WCHA in scoring in all games

#24 Bill Kohn

Sr., 6-0, 196, Roseville, Minn.

- √ Has played in 86 of a possible 89 games over the course of the last three seasons

#26 Nick Angell

Fr., 6-0, 211, Duluth, Minn.

- √ Assisted on a goal in both of Minnesota's wins at UW last weekend
- √ Has an assist in each of his last three games

#27 Aaron Miskovich

So., 5-11, 188, Grand Rapids, Minn.

- √ Named first WCHA Offensive Player of the Week for the new season after second career two-goal game in 3-1 win over UMD on 10/17
- √ Has two of Minnesota's five game-winning goals this season
- √ Third on the team by scoring on 19 percent (4-for-21) of his shots this season
- √ Has as many goals through the first eight games of this season as he did in 28 games in his rookie campaign

#29 Rico Pagel

Jr., 5-10, 195, Minnetonka, Minn.

- √ Suffered knee injury in the first period of Saturday's game at SCSU on 10/24 - will miss the next three to five weeks of action

#33 Dave Spehar

Jr., 5-7, 171, Duluth, Minn.

- √ Tied for the team lead in goals (5) - all of which have come on the power play
- √ Scored game-winning goal in Friday's 3-2 win over Wisconsin before adding a goal in Saturday's win over the Badgers
- √ Has scored on 19.2 percent of his shots on goal this season
- √ Fired 10 shots on goal last weekend - his highest series output in that department this season
- √ Has scored a goal in four of his last five games and has multiple-point games in two of his last three contests
- √ Has 3-2--5 on the road in three games and 2-2--4 at home in five games
- √ Tied for second in the WCHA scoring race

DID YOU KNOW ...

Minnesota has killed 31 of 35 opponent power play chances over the last two weekends • Minnesota is 66-16-3 (.794) in its last 85 games when scoring first • Dave Spehar will celebrate is 21st birthday on Saturday • the Golden Gophers have outscored their opponents or played a scoreless frame in the third period of the last five games • Minnesota is 7-for-20 (.350) on the road on the power play, but just 4-for-37 (.108) at Mariucci Arena with the man advantage • the Golden Gophers have allowed 12 goals in their two losses and just 10 goals in their other six games • Jax Cafe in Minneapolis will host this week's Blue Line Club luncheon on Friday at Noon - please call (612) 625-2886 for more information • the sweep of Wisconsin assures that Minnesota will win or tie the regular season series with the Badgers for the 21st consecutive campaign • the Golden Gophers have now won 18 of the last 23 games against the Badgers • Minnesota will not play a game from Nov. 30 through Dec. 26 - a stretch of 27 days. That is the longest span without a game on the schedule in Golden Gopher hockey modern day history. The team will be idle from league action from Nov. 22 through Jan. 9 (49 days) • a total of seven Golden Gophers have been drafted by NHL organizations. A listing of players drafted and the respective organization follows: Mike Anderson--Washington; Reggie Berg--Toronto; Aaron Miskovich--Colorado; Pat O'Leary--Phoenix; John Pohl--St. Louis; Wyatt Smith--Phoenix; Erik Westrum--Phoenix • Minnesota is winless (0-5-1) on Nov. 6 and 4-1-2 on Nov. 7 in school history

About This Week's Opponent Colorado College

Location: Colorado Springs, Colo.

Founded: 1874

Enrollment: 1,950

Arena: World Arena (7,343)

Rink Size: 200 x 100

Head Coach: Don Lucia

(Notre Dame, 1981)

Lucia's Career Record: 240-153-27 (11 yrs)

Lucia At CC: 137-56-17 (5 yrs)

Assistant Coaches: Mark Tabrum,

John Hill

Notes: Darren Clark leads the Tigers in scoring (3-6--9) through four games • Brian Swanson leads the team in goals (5) • CC has five players averaging over a point a game

1998-99 WCHA STANDINGS

Team (Overall Record, win %)	GP	W	L	T	Pts	GF	GA	GDif
Minnesota (5-2-1, .688)	6	4	1	1	9	19	13	+6
Colorado College (4-0-0, 1.000)	4	4	0	0	8	20	6	+14
Denver (4-0-0, 1.000)	2	2	0	0	4	9	4	+5
North Dakota (2-0-0, 1.000)	2	2	0	0	4	7	1	+6
St. Cloud State (2-2-0, .500)	2	1	1	0	2	6	8	-2
Wisconsin (1-4-0, .200)	4	1	3	0	2	8	10	-2
Michigan Tech (1-7-0, .143)	6	1	5	0	2	11	22	-10
Minnesota-Duluth (0-3-1, .125)	4	0	3	1	1	4	12	-8
Alaska-Anchorage (1-5-0, .167)	2	0	2	0	0	3	12	-9

This Week In The WCHA

Friday, November 6

Michigan Tech @ Alaska-Anchorage
 Colorado College @ Minnesota
 Wisconsin @ Minn.-Duluth
 St. Cloud State @ Denver
 #Clarkson @ North Dakota

Saturday, November 7

Michigan Tech @ Alaska-Anchorage
 Colorado College @ Minnesota
 Wisconsin @ Minn.-Duluth
 St. Cloud State @ Denver
 #Clarkson @ North Dakota
 #-Nonconference game

1998-99 season highs/lows

MOST GOALS/GAME	(5)-10/24 @ St. Cloud State
LEAST GOALS/GAME	(2) 10/16 vs. Minnesota-Duluth
MOST ASSISTS/GAME	(7) 10/24 @ St. Cloud State
LEAST ASSISTS/GAME	(2) 10/23 vs. St. Cloud State
MOST GOALS AGAINST/GAME	(6) two times, last 10/24 @ St. Cloud State
LEAST GOALS AGAINST/GAME	(0) 10/23 vs. St. Cloud State
MOST ASSISTS AGAINST/GAME	(11) 10/24 @ St. Cloud State
LEAST ASSISTS AGAINST/GAME	(0) 10/23 vs. St. Cloud State
MOST GOALS/PERIOD	(3) 10/24 @ St. Cloud State - third period
MOST GOALS AGAINST/PERIOD	(2) six times, last 10/24 @ SCSU - third period
MOST SHOTS ON GOAL/GAME	(50) 10/9 vs. St. Lawrence
LEAST SHOTS ON GOAL/GAME	(29) 10/31 @ Wisconsin
MOST SHOTS AGAINST/GAME	(33) 10/16 vs. Minnesota-Duluth
LEAST SHOTS AGAINST/GAME	(17) 10/17 vs. Minnesota-Duluth
MOST SHOTS ON GOAL/PERIOD	(22) 10/9 vs. St. Lawrence
MOST SHOTS AGAINST/PERIOD	(16) 10/16 vs. Minnesota-Duluth - third period
MOST PENALTIES/GAME	(13) two times, last 10/30 @ Wisconsin
LEAST PENALTIES/GAME	(4) 10/9 vs. St. Lawrence
MOST PIM/GAME	(26) two times, last 10/30 @ Wisconsin
LEAST PIM/GAME	(8) 10/9 vs. St. Lawrence
MOST OPP. PENALTIES/GAME	(18) 10/30 @ Wisconsin
LEAST OPP. PENALTIES/GAME	(8) 10/9 vs. St. Lawrence
MOST OPP. PIM/GAME	(47) 10/30 @ Wisconsin
LEAST OPP. PIM/GAME	(16) 10/9 vs. St. Lawrence

Woog's Window

Minnesota Head Coach Doug Woog has produced unparalleled numbers as the man behind the Golden Gopher bench over the last 14 seasons. Entering Friday's game, Woog has a career record of 379-170-32 (.680) overall and a WCHA mark of 274-117-30 (.686). Minnesota has appeared in the NCAA Tournament in 12 of Woog's 13 seasons and has finished first or second in the WCHA in 11 of his 13 campaigns. Among Woog's regular media appearances are: WCCO-AM (830) with Mike Max, Mondays and Fridays at 6:35 p.m. KSTP-AM (1500) with Pat Reusse and Joe Soucheray, Saturday mornings at 11 a.m., Thursday morning at 7:45 a.m., and the postgame show. KARE-TV (Ch. 11) Gopher Sports Extra on selected Saturdays at 11:05 p.m. during the 1998-99 season.

setting your goals

The Golden Gophers have scored just one 5-on-5 goal in their last three games. The following breaks down Minnesota's scoring over that period and for the season.

	Last 3 Games	Season
5-on-5	1	12
6-on-5	1	1
4-on-4	1	1
PPG	7	11
SHG	1	2

multiple-point games

Player(games)	Last Time	Record
Spehar (3)	10/30 @ WIS (1g, 1a)	1-2-0
Berg (2)	10/30 @ WIS (1g, 1a)	2-0-0
N. Miller (2)	10/24 @ SCSU (2g)	1-1-0
Smith (2)	10/16 vs. UMD (2g)	1-0-1
Anderson (1)	10/17 vs. UMD (2a)	1-0-0
Miskovich (1)	10/17 vs. UMD (2g)	1-0-0
Leopold (1)	10/24 @ SCSU (2a)	0-1-0

mayasich's jersey to be retired

gopher great to be honored on saturday, nov. 14

The University of Minnesota will retire Golden Gopher hockey great and U.S. Olympic hockey gold medal winner John Mayasich's number eight in a pregame ceremony before the Golden Gopher/North Dakota men's hockey game on Sat., Nov. 14 at Mariucci Arena. It marks the first time that a number has been retired in the 77-year history of Golden Gopher hockey. Mayasich, a native of Eveleth, Minn., is the U of M's all-time leading scorer with career totals of 144 goals and 154 assists for 298 points in just 111 career games played. Last season, Mayasich was honored by *The Hockey News* as the WCHA's All-Time Best Player as a part of the magazine's 50th anniversary in October. A number of Mayasich's Golden Gopher and 1960 Olympic teammates are scheduled to be in attendance at the weekend's festivities.

In The Training Room

Player (injury)	Status
Erik Day (knee)	out (season)
Rico Pagel (knee)	out (4-6 wks)
Cory Miller (knee)	out

University of Minnesota
 1998-99 Men's Ice Hockey Statistics
 Record: 5- 2- 1/ 4- 1- 1 WCHA

Date	Opponent	Score	Record	Site	Attend	Goaltender of Record
10/ 9	St. Lawrence	4 - 6 L	0- 1	H Mariucci Arena	9456	Adam Hauser 0- 1- 0
10/10	Ohio State	W 4 - 3	1- 1	H Mariucci Arena	9467	Willy Marvin 1- 0- 0
10/16	*Minnesota-Duluth	2 - 2 T	1- 1- 1	H Mariucci Arena	9791	Willy Marvin 1- 0- 1
10/17	*Minnesota-Duluth	W 3 - 1	2- 1- 1	H Mariucci Arena	9787	Adam Hauser 1- 1- 0
10/23	*St. Cloud State	W 3 - 0	3- 1- 1	H Mariucci Arena	9790	Adam Hauser 2- 1- 0
10/24	*St. Cloud State	5 - 6 L	3- 2- 1	A St. Cloud, Minn.	7051	Willy Marvin 1- 1- 1
10/30	*Wisconsin	W 3 - 2	4- 2- 1	A Madison, Wis.	13057	Adam Hauser 3- 1- 0
10/31	*Wisconsin	W 3 - 2	5- 2- 1	A Madison, Wis.	14059	Adam Hauser 4- 1- 0

*-WCHA Game

Record	W	L	T	Pct	Attendance #	Total	Avg
All Games	5	2	1	.688	Home	5 48291	9658
WCHA	4	1	1	.750	Away	3 34167	11389
Home	3	1	1	.700	Neutral	0 0	0
Away	2	1	0	.667	Total	8 82458	10307
Neutral	0	0	0	.000			
Ahead After 1 Period	3	0	1	.875			
Behind After 1 Period	0	1	0	.000			
Tied After 1 Period	2	1	0	.667			
Ahead After 2 Periods	4	0	1	.900			
Behind After 2 Periods	0	2	0	.000			
Tied After 2 Periods	1	0	0	1.000			
Score First	4	0	1	.900			
Do Not Score First	1	2	0	.333			

University of Minnesota
1998-99 Men's Ice Hockey Statistics
WCHA Games Only

Golden Gophers	GP/ GS	G	A	Pts	+/-	Sht	Sht %	Pen/	Min	PP	SH	EN	GW	GT	HT
Dave Spehar	6/ 0	4	3	7	-1	24	16.7	4/	8	4	0	0	1	0	0
Wyatt Smith	6/ 3	4	2	6	-2	19	21.1	4/	8	3	0	0	1	0	0
Reggie Berg	6/ 5	2	4	6	0	26	7.7	5/	10	0	1	0	0	0	0
Jordan Leopold	6/ 5	0	5	5	2	10	0.0	3/	6	0	0	0	0	0	0
Erik Westrum	6/ 1	2	2	4	-1	13	15.4	4/	8	2	0	0	1	0	0
Mike Anderson	6/ 1	1	3	4	3	19	5.3	4/	8	0	0	0	0	0	0
Nick Angell	6/ 1	0	4	4	-1	7	0.0	2/	4	0	0	0	0	0	0
Nate Miller	6/ 5	2	1	3	-2	14	14.3	3/	6	1	0	0	0	0	0
Aaron Miskovich	6/ 2	2	0	2	-1	14	14.3	3/	6	0	1	0	1	0	0
Dylan Mills	6/ 1	0	2	2	0	8	0.0	4/	8	0	0	0	0	0	0
John Pohl	5/ 0	1	0	1	-1	6	16.7	0/	0	0	0	0	0	0	0
Erik Wendell	5/ 1	1	0	1	3	1	100.0	3/	6	0	0	0	0	0	0
Bill Kohn	6/ 5	0	1	1	-1	7	0.0	4/	8	0	0	0	0	0	0
Rico Pagel	4/ 0	0	1	1	2	4	0.0	1/	2	0	0	0	0	0	0
Mark Nenovich	2/ 0	0	0	0	2	0	0.0	1/	2	0	0	0	0	0	0
Adam Hauser	4/ 4	0	0	0	0	0	0.0	0/	0	0	0	0	0	0	0
Doug Meyer	5/ 0	0	0	0	0	3	0.0	1/	2	0	0	0	0	0	0
Stuart Senden	5/ 0	0	0	0	-2	4	0.0	0/	0	0	0	0	0	0	0
Mike Lyons	6/ 0	0	0	0	-1	3	0.0	3/	6	0	0	0	0	0	0
Matt Leimbek	2/ 0	0	0	0	0	2	0.0	1/	2	0	0	0	0	0	0
Pat O'Leary	3/ 0	0	0	0	-2	2	0.0	0/	0	0	0	0	0	0	0
Cory Miller	1/ 0	0	0	0	0	2	0.0	2/	4	0	0	0	0	0	0
Willy Marvin	2/ 2	0	0	0	0	0	0.0	0/	0	0	0	0	0	0	0
Ryan Trebil	4/ 0	0	0	0	-2	3	0.0	3/	6	0	0	0	0	0	0
Golden Gophers	6/ 6	19	28	47		191	9.9	55/	110	10	2	0	4	0	0
Opponents	6/ 6	13	23	36		157	8.3	63/	137	4	0	0	1	1	0

Bench Penalties: Golden Gophers 0 (0 Minutes); Opponents 1 (2 Minutes)
Power Play: Golden Gophers 10/42 (23.8%); Opponents 4/35 (11.4%);

Goaltending Statistics

Golden Gophers	GP/ GS	Min	GAA	W	L	T	ENG	Sho	GA	Sv	Sv %
Adam Hauser	4 / 4	240:00	1.25	4	0	0	0	1	5	90	.947
Willy Marvin	2 / 2	124:50	3.85	0	1	1	0	0	8	54	.871
Golden Gophers	6 / 6	364:50	2.14	4	1	1	0	1	13	144	.917
Opponents	6 / 6	362:06	3.15	1	4	1	0	0	19	172	.901

Statistics by Period

Goals	1	2	3	Tot	Penalties	1	2	3	Tot
Golden Gophers	6	8	5	19	Golden Gophers	17	18	20	55
Opponents	3	7	3	13	Opponents	20	21	22	63
Shots	1	2	3	Tot	Penalty Minutes	1	2	3	Tot
Golden Gophers	60	66	63	191	Golden Gophers	34	36	40	110
Opponents	41	51	62	157	Opponents	51	42	44	137

University of Minnesota
1998-99 Men's Ice Hockey Statistics
Record: 5- 2- 1/ 4- 1- 1 WCHA

Golden Gophers	GP/ GS	G	A	Pts	+/-	Sht	Sht %	Pen/	Min	PP	SH	EN	GW	GT	HT
Reggie Berg	8/ 6	4	6	10	0	41	9.8	7 /	14	0	1	0	0	0	0
Dave Spehar	8/ 0	5	4	9	1	26	19.2	5 /	10	5	0	0	1	0	0
Wyatt Smith	8/ 4	5	4	9	-3	28	17.9	6 /	12	3	0	0	1	0	0
Jordan Leopold	8/ 7	0	7	7	2	14	0.0	3 /	6	0	0	0	0	0	0
Erik Westrum	8/ 1	3	2	5	0	25	12.0	4 /	8	2	0	0	1	0	0
Nate Miller	8/ 6	3	2	5	-1	18	16.7	3 /	6	1	0	0	0	0	0
Mike Anderson	8/ 1	1	4	5	4	24	4.2	4 /	8	0	0	0	0	0	0
Aaron Miskovich	8/ 3	4	0	4	0	21	19.0	3 /	6	0	1	0	2	0	0
Nick Angell	8/ 1	0	4	4	-1	9	0.0	2 /	4	0	0	0	0	0	0
John Pohl	7/ 0	1	1	2	-1	7	14.3	0 /	0	0	0	0	0	0	0
Dylan Mills	8/ 1	0	2	2	2	11	0.0	5 /	10	0	0	0	0	0	0
Bill Kohn	8/ 7	0	2	2	-1	13	0.0	6 /	12	0	0	0	0	0	0
Rico Pagel	6/ 1	0	2	2	3	13	0.0	2 /	4	0	0	0	0	0	0
Erik Wendell	6/ 2	1	0	1	4	4	25.0	3 /	6	0	0	0	0	0	0
Brad Timmons	1/ 0	0	1	1	1	0	0.0	0 /	0	0	0	0	0	0	0
Mark Nenovich	3/ 0	0	0	0	3	2	0.0	3 /	6	0	0	0	0	0	0
Adam Hauser	5/ 5	0	0	0	0	0	0.0	0 /	0	0	0	0	0	0	0
Doug Meyer	6/ 0	0	0	0	0	3	0.0	1 /	2	0	0	0	0	0	0
Stuart Senden	6/ 0	0	0	0	-2	5	0.0	0 /	0	0	0	0	0	0	0
Mike Lyons	8/ 0	0	0	0	-1	7	0.0	3 /	6	0	0	0	0	0	0
Matt Leimbek	3/ 0	0	0	0	0	4	0.0	1 /	2	0	0	0	0	0	0
Pat O'Leary	4/ 0	0	0	0	-2	3	0.0	1 /	2	0	0	0	0	0	0
Cory Miller	2/ 0	0	0	0	0	6	0.0	3 /	6	0	0	0	0	0	0
Willy Marvin	3/ 3	0	0	0	0	0	0.0	0 /	0	0	0	0	0	0	0
Ryan Trebil	4/ 0	0	0	0	-2	3	0.0	3 /	6	0	0	0	0	0	0
Golden Gophers	8/ 8	27	41	68		287	9.4	68 /	136	11	2	0	5	0	0
Opponents	8/ 8	22	35	57		204	10.8	81 /	181	8	0	0	2	1	0

Bench Penalties: Golden Gophers 0 (0 Minutes); Opponents 1 (2 Minutes)
Power Play: Golden Gophers 11/57 (19.3%); Opponents 8/46 (17.4%);

Goaltending Statistics

Golden Gophers	GP/ GS	Min	GAA	W	L	T	ENG	Sho	GA	Sv	Sv %
Adam Hauser	5 / 5	297:53	2.22	4	1	0	0	1	11	108	.908
Willy Marvin	3 / 3	184:50	3.57	1	1	1	0	0	11	74	.871
Golden Gophers	8 / 8	482:43	2.73	5	2	1	0	1	22	182	.892
Opponents	8 / 8	481:29	3.36	2	5	1	0	0	27	260	.906

Statistics by Period

Goals	1	2	3	Tot	Penalties	1	2	3	Tot
Golden Gophers	8	12	7	27	Golden Gophers	22	22	24	68
Opponents	6	10	6	22	Opponents	24	26	31	81
Shots	1	2	3	Tot	Penalty Minutes	1	2	3	Tot
Golden Gophers	88	95	102	287	Golden Gophers	44	44	48	136
Opponents	54	73	74	204	Opponents	59	60	62	181

MINNESOTA HOCKEY CAREER STATS

Note: Current players are listed who have played more than one full season of college hockey. Totals are updated through last weekend's series against Wisconsin.

#4 • Dylan Mills

Year	GP	G	A	TP	P/PIM	PP	GW	SH	HT
97-98	39	1	10	11	16/32	0	0	0	0
98-99	8	0	2	2	5/10	0	0	0	0
Total	47	1	12	13	21/42	0	0	0	0

#7 • Erik Westrum

Year	GP	G	A	TP	P/PIM	PP	GW	SH	HT
97-98	39	6	12	18	20/43	1	1	1	0
98-99	8	3	2	5	4/8	2	1	0	0
Total	47	9	14	23	24/51	3	2	1	0

#14 • Cory Miller

Year	GP	G	A	TP	P/PIM	PP	GW	SH	HT
96-97	11	1	0	1	0/0	0	0	0	0
97-98	22	0	0	0	11/30	0	0	0	0
98-99	2	0	0	0	3/6	0	0	0	0
Total	35	1	0	1	14/36	0	0	0	0

#19 • Reggie Berg

Year	GP	G	A	TP	P/PIM	PP	GW	SH	HT
95-96	40	23	11	34	29/69	2	2	1	2
96-97	38	11	26	37	20/48	3	1	0	0
97-98	39	20	19	39	22/55	5	1	1	0
98-99	8	4	6	10	7/14	0	0	1	0
Total	125	58	62	120	78/186	10	4	3	2

#27 • Aaron Miskovich

Year	GP	G	A	TP	P/PIM	PP	GW	SH	HT
97-98	28	4	8	12	7/14	1	0	1	0
98-99	8	4	0	4	3/6	0	2	1	0
Total	36	8	8	16	10/20	1	2	2	0

#31 • Willy Marvin

Year	G	W-L-T	MIN	GA	GAA	SV	SV%
95-96	<i>Redshirted</i>						
96-97	4	0-0-0	13	1	4.54	3	.750
97-98	3	0-0-0	49	3	3.67	16	.842
98-99	3	1-1-1	185	11	3.57	74	.871
Total	10	1-1-1	247	15	3.64	93	.861

#5 • Ryan Trebil

Year	GP	G	A	TP	P/PIM	PP	GW	SH	HT
96-97	8	0	0	0	4/8	0	0	0	0
97-98	39	2	3	5	37/96	0	0	0	0
98-99	4	0	0	0	3/6	0	0	0	0
Total	51	2	3	5	44/110	0	0	0	0

#10 • Mike Anderson

Year	GP	G	A	TP	P/PIM	PP	GW	SH	HT
95-96	28	3	6	9	20/51	0	1	0	0
96-97	42	9	11	20	19/46	1	0	0	0
97-98	31	12	13	25	23/62	3	0	0	0
98-99	8	1	4	5	4/8	0	0	0	0
Total	109	25	34	59	66/167	4	1	0	0

#15 • Stuart Senden

Year	GP	G	A	TP	P/PIM	PP	GW	SH	HT
97-98	32	5	3	8	9/18	0	0	0	0
98-99	6	0	0	0	0/0	0	0	0	0
Total	38	5	3	8	9/18	0	0	0	0

#21 • Mike Lyons

Year	GP	G	A	TP	P/PIM	PP	GW	SH	HT
96-97	32	1	5	6	23/68	0	0	0	0
97-98	38	1	12	13	30/60	0	0	0	0
98-99	8	0	0	0	3/6	0	0	0	0
Total	78	2	17	19	56/134	0	0	0	0

#28 • Matt Leimbek

Year	GP	G	A	TP	P/PIM	PP	GW	SH	HT
97-98	39	0	5	5	8/24	0	0	0	0
98-99	3	0	0	0	1/2	0	0	0	0
Total	42	0	5	5	9/26	0	0	0	0

#33 • Dave Spehar

Year	GP	G	A	TP	P/PIM	PP	GW	SH	HT
96-97	40	20	17	37	15/30	11	5	0	0
97-98	39	19	18	37	17/34	8	2	0	0
98-99	8	5	4	9	5/10	5	1	0	0
Total	87	44	39	83	37/74	24	8	0	0

#6 • Brad Timmons

Year	GP	G	A	TP	P/PIM	PP	GW	SH	HT	
95-96	32	1	2	3	25/61	0	0	0	0	
96-97	17	0	0	0	7/14	0	0	0	0	
97-98	transfer rule - sat out season									
98-99	1	0	1	1	0/0	0	0	0	0	
Total	50	1	2	3	32/75	0	0	0	0	

#13 • Nate Miller

Year	GP	G	A	TP	P/PIM	PP	GW	SH	HT
96-97	40	5	9	14	14/36	0	3	0	0
97-98	39	8	6	14	21/42	2	0	0	0
98-99	8	3	2	5	3/6	1	0	0	0
Total	87	16	17	33	38/84	3	3	0	0

#17 • Wyatt Smith

Year	GP	G	A	TP	P/PIM	PP	GW	SH	HT
95-96	32	4	5	9	16/32	0	1	1	0
96-97	38	16	14	30	18/44	3	4	1	0
97-98	39	24	23	47	31/62	3	3	1	2
98-99	8	5	4	9	6/12	3	1	0	0
Total	117	49	46	95	71/150	9	9	3	2

#24 • Bill Kohn

Year	GP	G	A	TP	P/PIM	PP	GW	SH	HT
95-96	7	0	2	2	4/8	0	0	0	0
96-97	42	5	10	15	40/80	2	1	0	0
97-98	36	4	16	20	35/89	1	0	0	0
98-99	8	0	2	2	6/12	0	0	0	0
Total	93	9	30	39	85/189	3	1	0	0

#29 • Rico Pagel

Year	GP	G	A	TP	P/PIM	PP	GW	SH	HT
96-97	29	5	5	10	6/12	0	0	0	0
97-98	39	8	11	19	9/18	1	2	0	0
98-99	6	0	2	2	2/4	0	0	0	0
Total	74	13	18	31	17/34	1	2	0	0

#35 • Erik Day

Year	G	W-L-T	MIN	GA	GAA	SV	SV%
96-97	5	3-1-0	240	4	1.00	86	.956
97-98	9	3-2-0	389	24	3.70	144	.857
98-99	0	0-0-0	0	0	x.xx	0	.xxx
Total	14	6-3-0	629	28	2.67	230	.891

GOLDEN GOPHER HOCKEY

Weekly Release & Notes/November 9, 1998



THIS WEEKEND

NORTH DAKOTA (4-0-0, 2-0-0) AT MINNESOTA (5-4-1, 4-3-1)

MARIUCCI ARENA/MINNEAPOLIS, MINN.

FRIDAY, NOVEMBER 13 7:05 P.M. (MSC, KSTP-AM 1500)

SATURDAY, NOVEMBER 14 7:05 P.M. (MSC, KSTP-AM 1500)

Series Information

Minnesota leads 120-100-8
 Last 10 games - UND leads 7-3-0
 First meeting - 1/31/30, MN 6-1
 Last meeting - 2/15/98, UND 5-3
 Minnesota's longest win streak - 11
 North Dakota's longest win streak - 8
 '90s - MN 25-13-4
 '80s - MN 26-19-1
 '70s - MN 26-14-2
 '60s - UND 31-16-0
 '50s - UND 20-19-2
 '40s - Tied 3-3-0
 '30s - MN 5-0-0

Team Comparisons

Minnesota		North Dakota
11/64 (.172)	PP	5/22 (.227)
10/49 (.204)	WCHA PP	3/12 (.250)
46/57 (.807)	PK	19/20 (.950)
39/46 (.848)	WCHA PK	8/9 (.889)
5-4-1 (.550)	Last 10 games	7-3-0 (.700)
3-3-0 (.500)	Home	4-0-0 (1.000)
2-1-0 (.667)	Road	n/a
2.90	Goals/Game	4.50
3.50	Goals Allowed/Game	1.00
8.50	Penalties/Game	13.00
34.70	Shots On Goal/Game	36.75

Series Notes: Doug Woog is 35-21-5 (.615) in 61 career games against North Dakota • Minnesota owns a 17-4-2 (.783) edge in the '90s against North Dakota at Mariucci Arena • the Golden Gophers have lost only once (7-1-2) to the Sioux at the new Mariucci Arena • Woog is 24-5-2 (.806) in 31 career games against the Sioux at Mariucci Arena (both venues), but just 10-15-3 (.411) in 28 career games vs. the Sioux in Grand Forks • the last time the Golden Gophers were swept by the Sioux in Minneapolis was Feb. 15-16, 1980 • North Dakota has won the last seven meetings in Grand Forks • the Golden Gophers have not won at North Dakota since a 7-2 win on Feb. 12, 1994 • the last time Minnesota swept North Dakota in Grand Forks was March 6-7, 1992 (10-1, 5-3)

Last Season vs. Sioux: North Dakota won three of four meetings between the two teams last season • Minnesota won the first game at Mariucci Arena (6-5) before the Sioux rebounded for a split (3-2), then swept the Golden Gophers in Grand Forks • the four games were decided by a total of six goals, with two of the markers being empty-net goals • Minnesota scored first in three of the four games, including goals in the first seven minutes of three games • Minnesota's second-fastest goal to start a game in school history was scored by Reggie Berg seven seconds into the 11/1/97 game at Mariucci Arena • the Golden Gophers outscored the Sioux 7-2 in the first period of the four games, but UND outnumbered Minnesota 13-4 in the final period • UND outshot Minnesota in three of four games, including 81-35 in the games at Engelstad Arena

Career Scoring vs. North Dakota

Player (games)	G-A--Pts	Notes
Wyatt Smith (13)	4-6--10	Netted all four goals as a sophomore
Dave Spehar (9)	4-6--10	Scored 3g vs. UND as a freshman
Mike Anderson (12)	2-5--7	Hand in both goals (1g, 1a) in 3-2 loss on 11/1/97
Reggie Berg (13)	3-2--5	Goals in two games last season
Nate Miller (9)	3-2--5	Goals in both games in Grand Forks last year
Erik Westrum (4)	2-2--4	Scored GWG on 10/31/97
Mike Lyons (9)	1-3--4	Had 1g, 2a as a freshman
Aaron Miskovich (4)	2-1--3	2g, inc. SHG, in 6-5 win on 10/31/97
Bill Kohn (9)	2-1--3	1g, 1a in two games in Grand Forks last year
Rico Pagel (7)	1-2--3	1g, 1a in the 6-4 loss on 1/31/97
Dylan Mills (4)	1-1--2	Both points in 10/31/97 win at Mariucci
Stuart Senden (4)	0-1--1	Assisted on Westrum goal in 10/31/97 win
Matt Leimbek (4)	0-1--1	Assisted on Westrum goal in 10/31/97 win

Trend Setters: If the trends of the last two weekends hold true, the Golden Gophers have reason to be positive this weekend. By sweeping Wisconsin, the Golden Gophers assured at least a regular season series split (or win) against the Badgers for the 21st straight season. Colorado College has now won six consecutive games against Minnesota after last weekend's sweep. The home teams in the Minnesota-North Dakota series are 11-1-0 (.917) the last three seasons, and have lost just two times in the last five years (14-2-4, .800)

1998-99 SCHEDULE/RESULTS

Oct. 9	#ST. LAWRENCE	L 4-6
Oct. 10	#OHIO STATE	W 4-3
Oct. 16	MINNESOTA-DULUTH	T 2-2
Oct. 17	MINNESOTA-DULUTH	W 3-1
Oct. 23	ST. CLOUD STATE	W 3-0
Oct. 24	@ St. Cloud State	L 5-6
Oct. 30	@ Wisconsin	W 3-2
Oct. 31	@ Wisconsin	W 3-2
Nov. 6	COLORADO COLLEGE	L 1-7
Nov. 7	COLORADO COLLEGE	L 1-6
Nov. 13	NORTH DAKOTA	7:05 p.m.
Nov. 14	NORTH DAKOTA	7:05 p.m.
Nov. 20	@ Alaska-Anchorage	10:35 p.m.
Nov. 21	@ Alaska-Anchorage	10:35 p.m.
Nov. 27	#MICHIGAN	7:05 p.m.
Nov. 29	#MICHIGAN STATE	2:05 p.m.
Dec. 27	#PRINCETON	7:05 p.m.
Dec. 28	#MARIUCCI CLASSIC	4/7 p.m.
Dec. 30	*INTERN'TL GAME	7:05 p.m.
Jan. 2	#@ Boston College	1:05 p.m.
Jan. 3	#@ Boston College	1:05 p.m.
Jan. 9	@ Denver (World Arena)	7:05 p.m.
Jan. 10	@ Denver (McNichols)	7:05 p.m.
Jan. 15	#MANKATO STATE	7:05 p.m.
Jan. 16	#MANKATO STATE	7:05 p.m.
Jan. 22	@ North Dakota	7:35 p.m.
Jan. 23	@ North Dakota	7:35 p.m.
Jan. 29	MICHIGAN TECH	7:05 p.m.
Jan. 30	MICHIGAN TECH	7:05 p.m.
Feb. 5	@ Colorado College	8:35 p.m.
Feb. 6	@ Colorado College	8:05 p.m.
Feb. 13	ALASKA-ANCHORAGE	2:05 p.m.
Feb. 14	ALASKA-ANCHORAGE	2:05 p.m.
Feb. 19	@ St. Cloud State	7:35 p.m.
Feb. 20	ST. CLOUD STATE	7:05 p.m.
Feb. 26	@ Minnesota-Duluth	7:05 p.m.
Feb. 27	@ Minnesota-Duluth	7:05 p.m.
March 5	WISCONSIN	7:05 p.m.
March 6	WISCONSIN	7:05 p.m.
March 12-14	WCHA First Round Playoffs	TBA
March 18-20	WCHA Final Five	Target Center
March 25-27	NCAA Regionals	Madison/Worcester
April 1-3	NCAA Championships	

*-Exhibition game

#-Nonconference game

LAST WEEKEND

Golden Gophers: Minnesota was swept (7-1, 6-1) by Colorado College at Mariucci Arena

North Dakota: The Sioux won a pair of home nonconference games from Clarkson (6-2, 5-1). This weekend will be UND's second league series

The Last Time

Minnesota Swept A Road Series:

October 30-31, 1998 @ Wisconsin (3-2, 3-2)

Minnesota Was Swept In A Road Series:

February 27-28, 1998 @ Colorado College (4-3, 9-6)

Minnesota Swept A Home Series:

February 20-21, 1998 vs. Alaska-Anchorage (3-0, 4-2)

Minnesota Was Swept In A Home Series:

November 6-7, 1998 vs. Colorado College (7-1, 6-1)

Minnesota Shut Out An Opponent:

October 23, 1998 vs. St. Cloud State (Adam Hauser, 3-0)

An Opponent Shut Out Minnesota:

March 4, 1995 @ St. Cloud State (Brian Leitz, 3-0)

Minnesota Player Scored A Hat Trick:

March 6, 1998 @ St. Cloud State (Reggie Berg, 6-2 Minnesota win)

Minnesota Player Scored A Natural Hat Trick:

December 30, 1994 @ Mariucci Arena vs. Yale (Ryan Kraft, 6-2 Minnesota win)

An Opponent Scored A Hat Trick:

March 13, 1998 @ Minnesota-Duluth (Jeff Scissons, 7-3 Minnesota loss)

Minnesota Player Scored Four Goals In A Game:

February 28, 1998 (Wyatt Smith, 9-6 Minnesota loss)

Minnesota Won When Trailing After Two Periods:

March 14, 1997 vs. St. Cloud State at WCHA Final Five (5-4 Minnesota overtime win/trailing 4-3 heading into third period)

Minnesota Had 50 or More Shots On Goal In A Game:

October 9, 1998 vs. St. Lawrence in Icebreaker Invitational (50 shots, 6-4 Minnesota loss)

Opponent Had 50 or More Shots On Goal In A Game:

January 31, 1997 @ North Dakota (51 shots, 6-4 Minnesota loss)

Minnesota Player Scored A Shorthanded Goal:

October 24, 1998 @ St. Cloud State (Reggie Berg, third period, 6-5 Minnesota loss)

Minnesota Won In Overtime:

March 14, 1997 vs. St. Cloud State at WCHA Final Five (5-4)

Minnesota Lost In Overtime:

March 15, 1998 @ Minnesota-Duluth (5-4)

Minnesota Tied In Overtime:

October 16, 1998 vs. Minnesota-Duluth (2-2)

Minnesota Scored 10 Goals Or More In A Game:

November 9, 1996 vs. North Dakota (10-6 Minnesota win)

Opponent Scored 10 Goals Or More In A Game:

January 30, 1993 @ Michigan Tech (10-2 Minnesota loss)

Team Notes

☞ Minnesota is 7-for-20 (.350) on the power play away from Mariucci Arena, but just 4-for-44 (.091) with the man advantage at home

☞ Minnesota has surrendered just 10 goals in its five wins and a tie (1.67 per game) and 25 goals in its four losses (6.25 per game)

☞ The Golden Gophers have not been shutout in their last 142 games, while blanking their opponents on 14 occasions in that time span

☞ The Golden Gophers have had equal or fewer penalties than their opponent in eight of 10 games

☞ Minnesota was awarded only one power-play opportunity in Friday night's loss to Colorado College, the team's fewest since a Jan. 26, 1991 game at Wisconsin (1-for-1)

☞ After this weekend, Minnesota will not play another WCHA series at home until Jan. 29-30, 1999 vs. Michigan Tech

☞ Minnesota lost for the first time this season (Friday vs. CC) when scoring first (4-1-1)

☞ Colorado College on Friday night became just the second team in Minnesota's last 15 games to outshoot the Golden Gophers

☞ Half of Minnesota's last 16 goals (8) have been scored in the first two or final two minutes of a period

☞ Minnesota forwards have scored 68 of the team's last 69 goals dating back to the end of last season

☞ The Golden Gophers are 8-4-1 (.654) in their last 13 games in the month of October, but just 2-12-0 (.143) in their last 14 games in November

☞ Six of Colorado College's 13 goals against Minnesota last weekend were in the first three or final three minutes of a period - four were in the first or final

Last Weekend's Stars

ERIK WENDELL - Scored a goal in Saturday's game after chipping in an assist in Friday's contest

STUART SENDEN - Netted Minnesota's goal in Friday's game

Minnesota's Record When In 1998-99

Overall Record	5-4-1
WCHA Record	4-3-1
Home Record	3-3-1
Road Record	2-1-0
Neutral Site Record	0-0-0
Last 20 Games (dating back to 1997-98)	11-8-1
Last 10 Games	5-4-1
Last 5 Games	2-3-0

Power Play	11 of 64 (.172)
Penalty Kill	46 of 57 (.807)
Scoring A Power-Play Goal	4-2-1
Not Scoring A Power-Play Goal	1-2-0
Allowing A Power-Play Goal	4-4-0
Not Allowing A Power-Play Goal	1-0-1
Scoring A Short-Handed Goal	1-1-0
Allowing A Short-Handed Goal	0-0-0

Penalties/Avg. Per Game	85/8.5
Penalty Minutes/Avg. Per Game	184/18.4
10 Or More Penalties	2-0-1
Fewer Than 10 Penalties	3-4-0
More Penalties Than Opponent	0-1-1
Fewer Penalties Than Opponent	5-2-0
Same Amount Of Penalties	0-1-0

In One-Goal Games	3-1-0
In Two-Goal Games	1-1-0
In Three-Goal or More Games	1-2-0
In Overtime Games	0-0-1
Scoring 4 or More Goals	1-2-0
Scoring 3 or Fewer Goals	4-2-1
Scoring 3 or More Goals	5-2-0
Scoring 2 or Fewer Goals	0-2-1
Allowing 4 or More Goals	0-4-0
Allowing 3 or Fewer Goals	5-0-1

Scoring First Goal Of Game	4-1-1
Opponents Score First	1-3-0
Leading After One Period	4-0-0
Trailing After One Period	0-3-0
Tied After One Period	1-1-1
Scoring First Goal Of Second Period	3-1-0
Leading After Two Periods	4-0-1
Trailing After Two Periods	0-4-0
Tied After Two Periods	1-0-0
Scoring First Goal Of Third Period	2-1-0

Having 10-19 Shots On Goal	0-0-0
Having 20-29 Shots On Goal	1-1-0
Having 30-39 Shots On Goal	3-2-1
Having 40 or More Shots On Goal	1-1-0
Allowing Fewer Than 10 Shots On Goal	0-0-0
Allowing 10-19 Shots On Goal	1-0-0
Allowing 20-29 Shots On Goal	4-4-0
Allowing 30-39 Shots On Goal	0-0-1
Allowing 40 or More Shots On Goal	0-0-0
Outshooting Opponent	5-3-0
Opponent Outshoots Minnesota	0-1-1
Shots Are Even	0-0-0

October	5-2-1
November	0-2-0
December	0-0-0
January	0-0-0
February	0-0-0
March	0-0-0
Fridays	2-2-1
Saturdays	3-2-0
Series Record	2-1-1
Games Following A Win	2-2-1
Games Following A Loss	2-1-0
Games Following A Tie	1-0-0

#1 Adam Hauser

Fr., 6-2, 195, Bovey, Minn.

- √ Has started four straight and six of the last seven games
- √ Named WCHA Rookie of the Week after back-to-back road wins at Wisconsin on 10/30-31
- √ Has a 1.25 GAA and .947 saves percentage in his four wins and 6.60 GAA and .753 saves percentage in his three losses

#3 Jordan Leopold

Fr., 6-0, 195, Robbinsdale, Minn.

- √ Leads the team in assists (8)
- √ Has scored a point in seven of his first 10 collegiate games
- √ Leads Minnesota rookies in scoring (0-8--8) and is fourth overall on the team in scoring
- √ Tied for second among WCHA freshmen in scoring

#4 Dylan Mills

So., 5-11, 212, Duluth, Minn.

- √ Tied season high with four shots on goal in Saturday's loss against Colorado College

#7 Erik Westrum

So., 5-11, 187, Apple Valley, Minn.

- √ Has 2-1--3 in three road games and 1-1--2 in seven home games
- √ Did not score and was -4 last weekend
- √ Fifth on the team in shots on goal (28)

#9 John Pohl

Fr., 6-0, 190, Red Wing, Minn.

- √ Had just one shot on goal and was -3 last weekend

#10 Mike Anderson

Sr., 6-1, 202, Bloomington, Minn.

- √ Four of his five points are in Golden Gopher wins (1-3--4)

#11 Erik Wendell

Fr., 6-1, 196, Maple Grove, Minn.

- √ Leads the team with a +5 rating
- √ Only Minnesota player to score a point in both games last weekend against Colorado College, assisting on Senden's goal on Friday

before netting his second goal of the season in Saturday's loss

- √ Leads Golden Gopher rookies in goals (2)

#15 Stuart Senden

So., 6-0, 192, Alexandria, Minn.

- √ Scored Minnesota's lone goal on Friday night against Colorado College

#17 Wyatt Smith

Sr., 5-11, 205, Warroad, Minn.

- √ Scored a point in five of the last six games
- √ Has 96 career points, including 41-39--80 in his last 68 games
- √ Has scored a point in eight of 10 games this season
- √ Tied for the team lead in goals (5) and total points (5-5--10)
- √ Third on the team in shots on goal (32)
- √ Tied for fourth overall in the league in scoring
- √ Scored four of his five goals at home
- √ Has seven points (4-3--7) in seven home games and three points (1-2--3) in three road contests

#19 Reggie Berg

Sr., 5-11, 185, Anoka, Minn.

- √ Held without a point in last weekend's series - the first WCHA series he has been held scoreless since 2/7-8/97, his sophomore season, against Northern Michigan
- √ Tied for the team lead in scoring (4-6--10)
- √ Leads the team in shots on goal with 47 in 10 games - no other Golden Gopher has more than 34 shots on goal this season
- √ Has 2-6--8 in Minnesota's five wins and a tie and 2-0--2 in the team's four losses
- √ Minnesota is 27-1-0 in his career when Berg scores more than one point in a game
- √ Has 17-16--33 in Minnesota's last 22 wins
- √ Tied for fourth in the WCHA in scoring for all games

#21 Mike Lyons

Jr., 6-0, 205, St. Paul, Minn.

- √ Was -5 in last weekend's series against CC
- √ Had season high three shots on goal in Saturday night's loss to Colorado College

#24 Bill Kohn

Sr., 6-0, 196, Roseville, Minn.

- √ Has played in 88 of a possible 92 games over the course of the last three seasons
- √ Totals of 0-2--2 this season after 10 games compared with 2-3--5 through 10 games as a junior

#25 Pat O'Leary

Fr., 6-2, 205, Robbinsdale, Minn.

- √ Notched first career point with an assist on Senden's goal in Friday night's loss to CC

#26 Nick Angell

Fr., 6-0, 211, Duluth, Minn.

- √ Suffered grade two high ankle sprain late in Saturday night's loss to Colorado College and is expected to miss at least this weekend's series against North Dakota
- √ Was -5 in the weekend series against CC

#27 Aaron Miskovich

So., 5-11, 188, Grand Rapids, Minn.

- √ Named first WCHA Offensive Player of the Week for the new season after second career two-goal game in 3-1 win over UMD on 10/17
- √ Has two of Minnesota's five game-winning goals this season
- √ Tied for second on the team in goals (4)
- √ Has as many goals through the first 10 games of this season as he did in 28 games in his rookie campaign

#33 Dave Spehar

Jr., 5-7, 171, Duluth, Minn.

- √ Tied for the team lead in goals (5) - all of which have come on the power play
- √ Leads the WCHA in power-play goals
- √ Fired season high six shots on goal in Saturday night's loss to Colorado College
- √ Did not score a point in the series against CC last weekend, ending a streak of 11 straight league series in which he had scored at least one point
- √ Has 3-2--5 on the road in three games and 2-2--4 at home in seven games

The crowd of 9,841 for Saturday night's game against Colorado College was Minnesota's largest of the young season • the largest series attendance figure in new Mariucci Arena history was on Oct. 31-Nov. 1, 1997 against North Dakota (19,706) • Minnesota is 66-17-3 (.785) in its last 86 games when scoring first • Minnesota has outscored its opponents 5-2 in the first period of wins, but been outnumbered 10-3 in the first frame of losses • after Friday's loss to Colorado College, Minnesota is 0-6-1 on Nov. 6 in school history - the only date in which the team has played more than three games that they are winless • Colorado College outscored Minnesota by 11 goals in last weekend's series - the largest goal differential in a home series for the Golden Gophers in school history • Jax Cafe in Minneapolis will host this week's Blueline Club luncheon on Friday at Noon - please call (612) 625-2886 for more information • Colorado College has now won the last six regular season meetings between the Tigers and Golden Gophers, their longest winning streak in series history • the Tigers own the last two sweeps of Minnesota at Mariucci Arena • Minnesota will not play a game from Nov. 30 through Dec. 26 - a stretch of 27 days. That is the longest span without a game on the schedule in Golden Gopher hockey modern day history. The team will be idle from league action from Nov. 22 through Jan. 9 (49 days) • the Golden Gophers are 0-20-0 the last 20 times they have trailed after two periods • a total of seven Golden Gophers have been drafted by NHL organizations. A listing of players drafted and the respective organization follows: Mike Anderson--Washington; Reggie Berg--Toronto; Aaron Miskovich--Colorado; Pat O'Leary--Phoenix; John Pohl--St. Louis; Wyatt Smith--Phoenix; Erik Westrum--Phoenix • Minnesota is 2-4-2 (.375) on Nov. 13 and 1-8-0 (.111) on Nov. 14 in school history

About This Week's Opponent North Dakota

Location: Grand Forks, N.D.

Founded: 1883

Enrollment: 11,300

Arena: Engelstad Arena (6,067)

Rink Size: 200 x 85

Head Coach: Dean Blais

(Minnesota, 1977)

Blais' Career Record: 102-54-8 (.646)

Blais At UND: 102-54-8 (.646)

Assistant Coaches: Scott Sandelin,

Jeff Bowen

Notes: UMD was the only team UND did not win the season series from last year (2-2-0) • the Sioux have outscored opponents 9-1 in the third period this season • UND has won 17 of its last 18 games at Engelstad Arena

1998-99 WCHA STANDINGS

Team (Overall Record, win %)	GP	W	L	T	Pts	GF	GA	GDif
Colorado College (6-0-0, 1.000)	6	6	0	0	12	33	8	+25
Minnesota (5-4-1, .550)	8	4	3	1	9	21	26	-2
Denver (5-1-0, .833)	4	3	1	0	6	18	13	+5
Wisconsin (3-4-0, .429)	6	3	3	0	6	14	12	+2
North Dakota (4-0-0, 1.000)	2	2	0	0	4	7	1	+6
St. Cloud State (3-3-0, .500)	4	2	2	0	4	15	16	-1
Michigan Tech (2-8-0, .200)	8	2	6	0	4	15	26	-11
Alaska-Anchorage (2-6-0, .250)	4	1	3	0	2	7	16	-9
Minnesota-Duluth (0-5-1, .083)	6	0	5	1	1	6	18	-12

This Week In The WCHA

Friday, November 13

Alaska-Anchorage @ Wisconsin
 Denver @ Colorado College
 Michigan Tech @ St. Cloud State
 North Dakota @ Minnesota
 #Minnesota-Duluth @ Providence

Saturday, November 7

Alaska-Anchorage @ Wisconsin
 Denver @ Colorado College
 Michigan Tech @ St. Cloud State
 North Dakota @ Minnesota
 #Minnesota-Duluth @ Providence
 #-Nonconference game

Woog's Window

Minnesota Head Coach Doug Woog has produced unparalleled numbers as the man behind the Golden Gopher bench over the last 14 seasons. Entering Friday's game, Woog has a career record of 379-172-32 (.678) overall and a WCHA mark of 274-119-30 (.683). Minnesota has appeared in the NCAA Tournament in 12 of Woog's 13 seasons and has finished first or second in the WCHA in 11 of his 13 campaigns. Among Woog's regular media appearances are: WCCO-AM (830) with Mike Max, Mondays and Fridays at 6:35 p.m. KSTP-AM (1500) with Pat Reusse and Joe Soucheray, Saturday mornings at 11 a.m., Thursday morning at 7:45 a.m., and the postgame show. KARE-TV (Ch. 11) Gopher Sports Extra on selected Saturdays at 11:05 p.m. during the 1998-99 season.

setting your goals

The Golden Gophers have scored just three 5-on-5 goals in their last five games. The following breaks down Minnesota's scoring over that period and for the season.

	Last 5 Games	Season
5-on-5	3	14
6-on-5	1	1
4-on-4	1	1
PPG	7	11
SHG	1	2

1998-99 season highs/lows

MOST GOALS/GAME	(5)-10/24 @ St. Cloud State
LEAST GOALS/GAME	(1) two times, last 11/7 vs. Colorado College
MOST ASSISTS/GAME	(7) 10/24 @ St. Cloud State
LEAST ASSISTS/GAME	(2) three times, last 11/7 vs. Colorado College
MOST GOALS AGAINST/GAME	(7) 11/6 vs. Colorado College
LEAST GOALS AGAINST/GAME	(0) 10/23 vs. St. Cloud State
MOST ASSISTS AGAINST/GAME	(13) 11/6 vs. Colorado College
LEAST ASSISTS AGAINST/GAME	(0) 10/23 vs. St. Cloud State
MOST GOALS/PERIOD	(3) 10/24 @ St. Cloud State - third period
MOST GOALS AGAINST/PERIOD	(4) 11/7 vs. Colorado College - first period
MOST SHOTS ON GOAL/GAME	(50) 10/9 vs. St. Lawrence
LEAST SHOTS ON GOAL/GAME	(23) 11/6 vs. Colorado College
MOST SHOTS AGAINST/GAME	(33) 10/16 vs. Minnesota-Duluth
LEAST SHOTS AGAINST/GAME	(17) 10/17 vs. Minnesota-Duluth
MOST SHOTS ON GOAL/PERIOD	(22) 10/9 vs. St. Lawrence
MOST SHOTS AGAINST/PERIOD	(16) 10/16 vs. Minnesota-Duluth - third period
MOST PENALTIES/GAME	(13) two times, last 10/30 @ Wisconsin
LEAST PENALTIES/GAME	(4) 10/9 vs. St. Lawrence
MOST PIM/GAME	(32) 11/7 vs. Colorado College
LEAST PIM/GAME	(8) 10/9 vs. St. Lawrence
MOST OPP. PENALTIES/GAME	(18) 10/30 @ Wisconsin
LEAST OPP. PENALTIES/GAME	(8) 10/9 vs. St. Lawrence
MOST OPP. PIM/GAME	(47) 10/30 @ Wisconsin
LEAST OPP. PIM/GAME	(16) 10/9 vs. St. Lawrence

multiple-point games

Player(games)	Last Time	Record
Spehar (3)	10/30 @ WIS (1g, 1a)	1-2-0
Berg (2)	10/30 @ WIS (1g, 1a)	2-0-0
N. Miller (2)	10/24 @ SCSU (2g)	1-1-0
Smith (2)	10/16 vs. UMD (2g)	1-0-1
Anderson (1)	10/17 vs. UMD (2a)	1-0-0
Miskovich (1)	10/17 vs. UMD (2g)	1-0-0
Leopold (1)	10/24 @ SCSU (2a)	0-1-0

mayasich's jersey to be retired

gopher great to be honored on saturday, nov. 14

The University of Minnesota will retire Golden Gopher hockey great and U.S. Olympic hockey gold medal winner John Mayasich's number eight in a pregame ceremony before the Golden Gopher/North Dakota men's hockey game on Sat., Nov. 14 at Mariucci Arena. It marks the first time that a number has been retired in the 77-year history of Golden Gopher hockey. Mayasich, a native of Eveleth, Minn., is the U of M's all-time leading scorer with career totals of 144 goals and 154 assists for 298 points in just 111 career games played. Last season, Mayasich was honored by *The Hockey News* as the WCHA's All-Time Best Player as a part of the magazine's 50th anniversary in October. A number of Mayasich's Golden Gopher and 1960 Olympic teammates are scheduled to be in attendance at the weekend's festivities.

In The Training Room

Player (injury)	Status
Erik Day (knee)	out (season)
Rico Pagel (knee)	out (3-5 wks)
Cory Miller (knee)	out
Nick Angell (ankle)	out (doubtful)

University of Minnesota
 1998-99 Men's Ice Hockey Statistics
 Record: 5- 4- 1/ 4- 3- 1 WCHA

Date	Opponent	Score	Record	Site	Attend	Goaltender of Record	
10/ 9	St. Lawrence	4 - 6 L	0- 1	H Mariucci Arena	9456	Adam Hauser	0- 1- 0
10/10	Ohio State	W 4 - 3	1- 1	H Mariucci Arena	9467	Willy Marvin	1- 0- 0
10/16	*Minnesota-Duluth	2 - 2 T	1- 1- 1	H Mariucci Arena	9791	Willy Marvin	1- 0- 1
10/17	*Minnesota-Duluth	W 3 - 1	2- 1- 1	H Mariucci Arena	9787	Adam Hauser	1- 1- 0
10/23	*St. Cloud State	W 3 - 0	3- 1- 1	H Mariucci Arena	9790	Adam Hauser	2- 1- 0
10/24	*St. Cloud State	5 - 6 L	3- 2- 1	A St. Cloud, Minn.	7051	Willy Marvin	1- 1- 1
10/30	*Wisconsin	W 3 - 2	4- 2- 1	A Madison, Wis.	13057	Adam Hauser	3- 1- 0
10/31	*Wisconsin	W 3 - 2	5- 2- 1	A Madison, Wis.	14059	Adam Hauser	4- 1- 0
11/ 6	*Colorado College	1 - 7 L	5- 3- 1	H Mariucci Arena	9776	Adam Hauser	4- 2- 0
11/ 7	*Colorado College	1 - 6 L	5- 4- 1	H Mariucci Arena	9841	Adam Hauser	4- 3- 0

*-WCHA Game

Record	W	L	T	Pct	Attendance #	Total	Avg	
All Games	5	4	1	.550	Home	7	67908	9701
WCHA	4	3	1	.562	Away	3	34167	11389
Home	3	3	1	.500	Neutral	0	0	0
Away	2	1	0	.667	Total	10	102075	10208
Neutral	0	0	0	.000				
Ahead After 1 Period	3	0	1	.875				
Behind After 1 Period	0	3	0	.000				
Tied After 1 Period	2	1	0	.667				
Ahead After 2 Periods	4	0	1	.900				
Behind After 2 Periods	0	4	0	.000				
Tied After 2 Periods	1	0	0	1.000				
Score First	4	1	1	.750				
Do Not Score First	1	3	0	.250				

University of Minnesota
1998-99 Men's Ice Hockey Statistics
WCHA Games Only

Golden Gophers	GP/ GS	G	A	Pts	+/-	Sht	Sht %	Pen/	Min	PP	SH	EN	GW	GT	HT
Dave Spehar	8/ 0	4	3	7	-3	32	12.5	5/	10	4	0	0	1	0	0
Wyatt Smith	8/ 3	4	3	7	-4	23	17.4	5/	10	3	0	0	1	0	0
Reggie Berg	8/ 7	2	4	6	-2	32	6.3	6/	12	0	1	0	0	0	0
Jordan Leopold	8/ 6	0	6	6	1	13	0.0	3/	6	0	0	0	0	0	0
Erik Westrum	8/ 1	2	2	4	-5	16	12.5	5/	10	2	0	0	1	0	0
Mike Anderson	8/ 1	1	3	4	-2	24	4.2	4/	8	0	0	0	0	0	0
Nick Angell	8/ 2	0	4	4	-6	10	0.0	3/	9	0	0	0	0	0	0
Nate Miller	8/ 7	2	1	3	-3	16	12.5	6/	12	1	0	0	0	0	0
Erik Wendell	7/ 1	2	1	3	4	4	50.0	4/	8	0	0	0	0	0	0
Aaron Miskovich	8/ 4	2	0	2	-2	17	11.8	3/	6	0	1	0	1	0	0
Dylan Mills	8/ 1	0	2	2	-2	12	0.0	4/	8	0	0	0	0	0	0
John Pohl	7/ 0	1	0	1	-4	7	14.3	0/	0	0	0	0	0	0	0
Stuart Senden	7/ 0	1	0	1	-2	7	14.3	1/	2	0	0	0	0	0	0
Bill Kohn	8/ 6	0	1	1	-2	9	0.0	6/	23	0	0	0	0	0	0
Rico Pagel	4/ 0	0	1	1	2	4	0.0	1/	2	0	0	0	0	0	0
Pat O'Leary	5/ 0	0	1	1	-3	3	0.0	1/	2	0	0	0	0	0	0
Mark Nenovich	3/ 0	0	0	0	2	2	0.0	1/	2	0	0	0	0	0	0
Adam Hauser	6/ 6	0	0	0	0	0	0.0	0/	0	0	0	0	0	0	0
Doug Meyer	6/ 0	0	0	0	-2	3	0.0	2/	4	0	0	0	0	0	0
Mike Lyons	8/ 1	0	0	0	-6	7	0.0	5/	10	0	0	0	0	0	0
Matt Leimbek	3/ 0	0	0	0	-1	4	0.0	1/	2	0	0	0	0	0	0
Cory Miller	1/ 0	0	0	0	0	2	0.0	2/	4	0	0	0	0	0	0
Willy Marvin	3/ 2	0	0	0	0	0	0.0	0/	0	0	0	0	0	0	0
Ryan Trebil	5/ 0	0	0	0	-4	4	0.0	4/	8	0	0	0	0	0	0
Golden Gophers	8/ 8	21	32	53		251	8.4	72/	158	10	2	0	4	0	0
Opponents	8/ 8	26	46	72		213	12.2	77/	165	7	0	0	3	1	1

Bench Penalties: Golden Gophers 0 (0 Minutes); Opponents 1 (2 Minutes)
Power Play: Golden Gophers 10/49 (20.4%); Opponents 7/46 (15.2%);

Goaltending Statistics

Golden Gophers	GP/ GS	Min	GAA	W	L	T	ENG	Sho	GA	Sv	Sv %
Adam Hauser	6 / 6	345:49	2.95	4	2	0	0	1	17	127	.882
Willy Marvin	3 / 2	138:58	3.89	0	1	1	0	0	9	60	.870
Golden Gophers	8 / 8	484:47	3.22	4	3	1	0	1	26	187	.878
Opponents	8 / 8	482:06	2.61	3	4	1	0	0	21	230	.916

Statistics by Period

Goals	1	2	3	Tot	Penalties	1	2	3	Tot
Golden Gophers	7	8	6	21	Golden Gophers	23	24	25	72
Opponents	9	9	8	26	Opponents	23	28	26	77
Shots	1	2	3	Tot	Penalty Minutes	1	2	3	Tot
Golden Gophers	80	86	83	251	Golden Gophers	57	48	53	158
Opponents	59	74	77	213	Opponents	57	56	52	165

University of Minnesota
1998-99 Men's Ice Hockey Statistics
Record: 5- 4- 1/ 4- 3- 1 WCHA

Golden Gophers	GP/ GS	G	A	Pts	+/-	Sht	Sht %	Pen/	Min	PP	SH	EN	GW	GT	HT
Wyatt Smith	10/ 4	5	5	10	-5	32	15.6	7/	14	3	0	0	1	0	0
Reggie Berg	10/ 8	4	6	10	-2	47	8.5	8/	16	0	1	0	0	0	0
Dave Spehar	10/ 0	5	4	9	-1	34	14.7	6/	12	5	0	0	1	0	0
Jordan Leopold	10/ 8	0	8	8	1	17	0.0	3/	6	0	0	0	0	0	0
Erik Westrum	10/ 1	3	2	5	-4	28	10.7	5/	10	2	0	0	1	0	0
Nate Miller	10/ 8	3	2	5	-2	20	15.0	6/	12	1	0	0	0	0	0
Mike Anderson	10/ 1	1	4	5	-1	29	3.4	4/	8	0	0	0	0	0	0
Aaron Miskovich	10/ 5	4	0	4	-1	24	16.7	3/	6	0	1	0	2	0	0
Nick Angell	10/ 2	0	4	4	-6	12	0.0	3/	9	0	0	0	0	0	0
Erik Wendell	8/ 2	2	1	3	5	7	28.6	4/	8	0	0	0	0	0	0
John Pohl	9/ 0	1	1	2	-4	8	12.5	0/	0	0	0	0	0	0	0
Dylan Mills	10/ 1	0	2	2	0	15	0.0	5/	10	0	0	0	0	0	0
Bill Kohn	10/ 8	0	2	2	-2	15	0.0	8/	27	0	0	0	0	0	0
Rico Pagel	6/ 1	0	2	2	3	13	0.0	2/	4	0	0	0	0	0	0
Stuart Senden	8/ 0	1	0	1	-2	8	12.5	1/	2	0	0	0	0	0	0
Brad Timmons	1/ 0	0	1	1	1	0	0.0	0/	0	0	0	0	0	0	0
Pat O'Leary	6/ 0	0	1	1	-3	4	0.0	2/	4	0	0	0	0	0	0
Mark Nenovich	4/ 0	0	0	0	3	4	0.0	3/	6	0	0	0	0	0	0
Adam Hauser	7/ 7	0	0	0	0	0	0.0	0/	0	0	0	0	0	0	0
Doug Meyer	7/ 0	0	0	0	-2	3	0.0	2/	4	0	0	0	0	0	0
Mike Lyons	10/ 1	0	0	0	-6	11	0.0	5/	10	0	0	0	0	0	0
Matt Leimbek	4/ 0	0	0	0	-1	6	0.0	1/	2	0	0	0	0	0	0
Cory Miller	2/ 0	0	0	0	0	6	0.0	3/	6	0	0	0	0	0	0
Willy Marvin	4/ 3	0	0	0	0	0	0.0	0/	0	0	0	0	0	0	0
Ryan Trebil	5/ 0	0	0	0	-4	4	0.0	4/	8	0	0	0	0	0	0
Golden Gophers	10/ 10	29	45	74		347	8.4	85/	184	11	2	0	5	0	0
Opponents	10/ 10	35	58	93		260	13.5	95/	209	11	0	0	4	1	1

Bench Penalties: Golden Gophers 0 (0 Minutes); Opponents 1 (2 Minutes)
Power Play: Golden Gophers 11/64 (17.2%); Opponents 11/57 (19.3%);

Goaltending Statistics

Golden Gophers	GP/ GS	Min	GAA	W	L	T	ENG	Sho	GA	Sv	Sv %
Adam Hauser	7/ 7	403:42	3.42	4	3	0	0	1	23	145	.863
Willy Marvin	4/ 3	198:58	3.62	1	1	1	0	0	12	80	.870
Golden Gophers	10/ 10	602:40	3.48	5	4	1	0	1	35	225	.865
Opponents	10/ 10	601:29	2.89	4	5	1	0	0	29	318	.916

Statistics by Period

Goals	1	2	3	Tot	Penalties	1	2	3	Tot
Golden Gophers	9	12	8	29	Golden Gophers	28	28	29	85
Opponents	12	12	11	35	Opponents	27	33	35	95
Shots	1	2	3	Tot	Penalty Minutes	1	2	3	Tot
Golden Gophers	108	115	122	347	Golden Gophers	67	56	61	184
Opponents	72	96	89	260	Opponents	65	74	70	209

MINNESOTA HOCKEY CAREER STATS

Note: Current players are listed who have played more than one full season of college hockey. Totals are updated through last weekend's series against Colorado College.

#4 • Dylan Mills

Year	GP	G	A	TP	P/PIM	PP	GW	SH	HT
97-98	39	1	10	11	16/32	0	0	0	0
98-99	10	0	2	2	5/10	0	0	0	0
Total	49	1	12	13	21/42	0	0	0	0

#7 • Erik Westrum

Year	GP	G	A	TP	P/PIM	PP	GW	SH	HT
97-98	39	6	12	18	20/43	1	1	1	0
98-99	10	3	2	5	5/10	2	1	0	0
Total	49	9	14	23	25/53	3	2	1	0

#14 • Cory Miller

Year	GP	G	A	TP	P/PIM	PP	GW	SH	HT
96-97	11	1	0	1	0/0	0	0	0	0
97-98	22	0	0	0	11/30	0	0	0	0
98-99	2	0	0	0	3/6	0	0	0	0
Total	35	1	0	1	14/36	0	0	0	0

#19 • Reggie Berg

Year	GP	G	A	TP	P/PIM	PP	GW	SH	HT
95-96	40	23	11	34	29/69	2	2	1	2
96-97	38	11	26	37	20/48	3	1	0	0
97-98	39	20	19	39	22/55	5	1	1	0
98-99	10	4	6	10	8/16	0	0	1	0
Total	127	58	62	120	79/188	10	4	3	2

#27 • Aaron Miskovich

Year	GP	G	A	TP	P/PIM	PP	GW	SH	HT
97-98	28	4	8	12	7/14	1	0	1	0
98-99	10	4	0	4	3/6	0	2	1	0
Total	38	8	8	16	10/20	1	2	2	0

#31 • Willy Marvin

Year	G	W-L-T	MIN	GA	GAA	SV	SV%
95-96	<i>Redshirted</i>						
96-97	4	0-0-0	13	1	4.54	3	.750
97-98	3	0-0-0	49	3	3.67	16	.842
98-99	3	1-1-1	185	11	3.57	74	.871
Total	10	1-1-1	247	15	3.64	93	.861

#5 • Ryan Trebil

Year	GP	G	A	TP	P/PIM	PP	GW	SH	HT
96-97	8	0	0	0	4/8	0	0	0	0
97-98	39	2	3	5	37/96	0	0	0	0
98-99	5	0	0	0	4/8	0	0	0	0
Total	52	2	3	5	45/112	0	0	0	0

#10 • Mike Anderson

Year	GP	G	A	TP	P/PIM	PP	GW	SH	HT
95-96	28	3	6	9	20/51	0	1	0	0
96-97	42	9	11	20	19/46	1	0	0	0
97-98	31	12	13	25	23/62	3	0	0	0
98-99	10	1	4	5	4/8	0	0	0	0
Total	111	25	34	59	66/167	4	1	0	0

#15 • Stuart Senden

Year	GP	G	A	TP	P/PIM	PP	GW	SH	HT
97-98	32	5	3	8	9/18	0	0	0	0
98-99	8	1	0	1	1/2	0	0	0	0
Total	40	6	3	9	10/20	0	0	0	0

#21 • Mike Lyons

Year	GP	G	A	TP	P/PIM	PP	SH	HT
96-97	32	1	5	6	23/68	0	0	0
97-98	38	1	12	13	30/60	0	0	0
98-99	10	0	0	0	5/10	0	0	0
Total	80	2	17	19	58/138	0	0	0

#28 • Matt Leimbek

Year	GP	G	A	TP	P/PIM	PP	GW	SH	HT
97-98	39	0	5	5	8/24	0	0	0	0
98-99	4	0	0	0	1/2	0	0	0	0
Total	43	0	5	5	9/26	0	0	0	0

#33 • Dave Spehar

Year	GP	G	A	TP	P/PIM	PP	GW	SH	HT
96-97	40	20	17	37	15/30	11	5	0	0
97-98	39	19	18	37	17/34	8	2	0	0
98-99	10	5	4	9	6/12	5	1	0	0
Total	89	44	39	83	38/76	24	8	0	0

#6 • Brad Timmons

Year	GP	G	A	TP	P/PIM	PP	GW	SH	HT	
95-96	32	1	2	3	25/61	0	0	0	0	
96-97	17	0	0	0	7/14	0	0	0	0	
97-98	<i>transfer rule - sat out season</i>									
98-99	1	0	1	1	0/0	0	0	0	0	
Total	50	1	2	3	32/75	0	0	0	0	

#13 • Nate Miller

Year	GP	G	A	TP	P/PIM	PP	GW	SH	HT
96-97	40	5	9	14	14/36	0	3	0	0
97-98	39	8	6	14	21/42	2	0	0	0
98-99	10	3	2	5	6/12	1	0	0	0
Total	89	16	17	33	41/90	3	3	0	0

#17 • Wyatt Smith

Year	GP	G	A	TP	P/PIM	PP	GW	SH	HT
95-96	32	4	5	9	16/32	0	1	1	0
96-97	38	16	14	30	18/44	3	4	1	0
97-98	39	24	23	47	31/62	3	3	1	2
98-99	10	5	5	10	7/14	3	1	0	0
Total	119	49	47	96	72/152	9	9	3	2

#24 • Bill Kohn

Year	GP	G	A	TP	P/PIM	PP	GW	SH	HT
95-96	7	0	2	2	4/8	0	0	0	0
96-97	42	5	10	15	40/80	2	1	0	0
97-98	36	4	16	20	35/89	1	0	0	0
98-99	10	0	2	2	8/27	0	0	0	0
Total	95	9	30	39	87/204	3	1	0	0

#29 • Rico Pagel

Year	GP	G	A	TP	P/PIM	PP	GW	SH	HT
96-97	29	5	5	10	6/12	0	0	0	0
97-98	39	8	11	19	9/18	1	2	0	0
98-99	6	0	2	2	2/4	0	0	0	0
Total	74	13	18	31	17/34	1	2	0	0

#35 • Erik Day

Year	G	W-L-T	MIN	GA	GAA	SV	SV%
96-97	5	3-1-0	240	4	1.00	86	.956
97-98	9	3-2-0	389	24	3.70	144	.857
98-99	0	0-0-0	0	0	x.xx	0	.xxx
Total	14	6-3-0	629	28	2.67	230	.891

GOLDEN GOPHER HOCKEY

Weekly Release & Notes/November 16, 1998



THIS WEEKEND

MINNESOTA (5-5-2, 4-4-2) AT ALASKA-ANCHORAGE (2-7-1, 1-4-1)

SULLIVAN ARENA/ANCHORAGE, ALASKA

FRIDAY, NOVEMBER 20 10:35 P.M. CST (KSTP-AM 1500)

SATURDAY, NOVEMBER 21 10:35 P.M. CST (KSTP-AM 1500)

Series Information

Minnesota leads 19-7-2
 Last 10 games - MN leads 8-2-0
 First meeting - 12/21/86, MN 5-1
 Last meeting - 2/21/98, MN 4-2
 Minnesota's longest win streak - 7
 Alaska-Anchorage's longest win streak - 3
 '90s - MN 17-7-2
 '80s - MN 2-0-0
 Last sweep by Minnesota - Feb. 20-21, 1998
 Last sweep by UAA - Nov. 14-15, 1997
 Record at Alaska-Anchorage - 7-4-2
 Record at Minnesota - 12-3-0

Team Comparisons

Minnesota	Alaska-Anchorage
14/73 (.192)	PP 1/40 (.025)
13/58 (.224)	WCHA PP 0/15 (.000)
52/65 (.800)	PK 23/28 (.821)
45/54 (.833)	WCHA PK 11/13 (.846)
4-4-2 (.500)	Last 10 games 2-7-1 (.250)
3-4-2 (.444)	Home 2-3-0 (.400)
2-1-0 (.667)	Road 0-4-1 (.100)
3.00	Goals/Game 2.20
3.67	Goals Allowed/Game 3.50
8.58	Penalties/Game 1.50
34.83	Shots On Goal/Game 32.80

Series Notes: The last 12 Golden Gopher wins in the series have been by two or more goals, while the last three UAA victories have been by one goal • Minnesota and Alaska-Anchorage have met in the first round of the WCHA playoffs in two of the last three seasons • the last five and six of the last seven two-game sets in the all-time series have resulted in sweeps • the only UAA sweep of the Golden Gophers at Mariucci Arena (3-2, 7-4 on Feb. 18-19, 1994) prevented Minnesota from winning the WCHA regular season title • Minnesota has prevailed in the last eight meetings at Mariucci Arena • the Seawolves have won three of the last eight games in Anchorage

Last Season vs. Seawolves: The Seawolves posted just their second-ever sweep of the Golden Gophers by taking both games played in Anchorage last season (3-2, 3-2) • Minnesota won both return engagements at Mariucci Arena (3-0, 4-2) • the team that scored first won all four games, with the winning team in each game also holding a one-goal advantage after two periods • both teams struggled with the man advantage, with Minnesota just 2-for-18 (.111) and UAA only 1-for-17 (.059) on the power play • the average game time of the four contests was 2:20, including a 2:10 game on 2/20/98 at Mariucci • Minnesota nearly doubled UAA in total shots on goal (143-73), outshooting the Seawolves by nearly 18 shots per game • five of the six total goals scored in the 4-2 win on 2/21/98 were scored in a span of 6:21 of the first period • Wyatt Smith (3-2-5) and Reggie Berg (2-3-5) led the Golden Gophers in scoring against the Seawolves last season • sophomore Stuart Senden's freshman season came to end in the 2/21/98 game at Mariucci when he suffered a dislocated shoulder in the first period

Career Scoring vs. Alaska-Anchorage

Player (games)	G-A-Pts	Notes
Reggie Berg (14)	13-6-23	Has seven career multiple-point games vs. UAA
Wyatt Smith (14)	5-5-10	Two goals in 3-0 win on 2/20/98
Dave Spehar (8)	5-1-6	Scored GWG in the 2/21/98 win at Mariucci
Mike Anderson (13)	3-3-6	Two goals in series sweep on 1/3-4/97
Mike Lyons (8)	0-4-4	Two assists in series sweep on 1/3-4/97
Bill Kohn (8)	1-2-3	Had 1-1-2 in win at UAA on 1/3/97
Stuart Senden (4)	1-1-2	Scored goal and assist in sweep last season
Nate Miller (8)	0-2-2	Assist in 11/15/97 game at UAA
Dylan Mills (4)	0-2-2	Assist on Smith goal in 2/20/98 win at Mariucci
Rico Pagel (8)	1-0-1	Goal in 6-2 win at UAA on 1/4/97
Aaron Miskovich (3)	0-1-1	Assist in 11/15/97 game at UAA
Ryan Trebil (4)	0-1-1	Assist in 11/15/97 game at UAA
Erik Westrum (4)	0-1-1	Assist in 4-2 win on 2/22/98 at Mariucci

Goodbye WCHA: After this weekend's series, Minnesota will not play another series against a league opponent until a Jan. 9-10, 1999 series at Denver - a span of 48 days between WCHA games • the Golden Gophers' next chance to host a league series is Jan. 29-30, 1999 when Michigan Tech comes to Mariucci Arena • Minnesota will have played 12 of its 28 league games this season after this weekend's series

1998-99 SCHEDULE/RESULTS

Oct. 9	#ST. LAWRENCE	L 4-6
Oct. 10	#OHIO STATE	W 4-3
Oct. 16	MINNESOTA-DULUTH	T 2-2
Oct. 17	MINNESOTA-DULUTH	W 3-1
Oct. 23	ST. CLOUD STATE	W 3-0
Oct. 24	@ St. Cloud State	L 5-6
Oct. 30	@ Wisconsin	W 3-2
Oct. 31	@ Wisconsin	W 3-2
Nov. 6	COLORADO COLLEGE	L 1-7
Nov. 7	COLORADO COLLEGE	L 1-6
Nov. 13	NORTH DAKOTA	T 4-4
Nov. 14	NORTH DAKOTA	L 3-5
Nov. 20	@ Alaska-Anchorage	10:35 p.m.
Nov. 21	@ Alaska-Anchorage	10:35 p.m.
Nov. 27	#MICHIGAN	7:05 p.m.
Nov. 29	#MICHIGAN STATE	2:05 p.m.
Dec. 27	#PRINCETON	7:05 p.m.
Dec. 28	#OHIO STATE/BOSTON U.	4/7 p.m.
Dec. 30	*SWEDEN	7:05 p.m.
Jan. 2	## Boston College	1:05 p.m.
Jan. 3	## Boston College	1:05 p.m.
Jan. 9	@ Denver (World Arena)	7:05 p.m.
Jan. 10	@ Denver (McNichols)	7:05 p.m.
Jan. 15	#MINNESOTA STATE-MANKATO	7:05 p.m.
Jan. 16	#MINNESOTA STATE-MANKATO	7:05 p.m.
Jan. 22	@ North Dakota	7:35 p.m.
Jan. 23	@ North Dakota	7:35 p.m.
Jan. 29	MICHIGAN TECH	7:05 p.m.
Jan. 30	MICHIGAN TECH	7:05 p.m.
Feb. 5	@ Colorado College	8:35 p.m.
Feb. 6	@ Colorado College	8:05 p.m.
Feb. 13	ALASKA-ANCHORAGE	2:05 p.m.
Feb. 14	ALASKA-ANCHORAGE	2:05 p.m.
Feb. 19	@ St. Cloud State	7:35 p.m.
Feb. 20	ST. CLOUD STATE	7:05 p.m.
Feb. 26	@ Minnesota-Duluth	7:05 p.m.
Feb. 27	@ Minnesota-Duluth	7:05 p.m.
March 5	WISCONSIN	7:05 p.m.
March 6	WISCONSIN	7:05 p.m.
March 12-14	WCHA First Round Playoffs	TBA
March 18-20	WCHA Final Five	Target Center
March 25-27	NCAA Regionals	Madison/Worcester
April 1-3	NCAA Championships	

*-Exhibition game

#-Nonconference game

LAST WEEKEND

Golden Gophers: Salvaged one point from a weekend home series against North Dakota.

Alaska-Anchorage: The Seawolves earned one league point with a 2-2 tie at Wisconsin on Saturday after dropping a close game (2-1) to the Badgers Friday.

The Last Time

Minnesota Swept A Road Series:

October 30-31, 1998 @ Wisconsin (3-2, 3-2)

Minnesota Was Swept In A Road Series:

February 27-28, 1998 @ Colorado College (4-3, 9-6)

Minnesota Swept A Home Series:

February 20-21, 1998 vs. Alaska-Anchorage (3-0, 4-2)

Minnesota Was Swept In A Home Series:

November 6-7, 1998 vs. Colorado College (7-1, 6-1)

Minnesota Shut Out An Opponent:

October 23, 1998 vs. St. Cloud State (Adam Hauser, 3-0)

An Opponent Shut Out Minnesota:

March 4, 1995 @ St. Cloud State (Brian Leitza, 3-0)

Minnesota Player Scored A Hat Trick:

March 6, 1998 @ St. Cloud State (Reggie Berg, 6-2 Minnesota win)

Minnesota Player Scored A Natural Hat Trick:

December 30, 1994 @ Mariucci Arena vs. Yale (Ryan Kraft, 6-2 Minnesota win)

An Opponent Scored A Hat Trick:

March 13, 1998 @ Minnesota-Duluth (Jeff Scissons, 7-3 Minnesota loss)

Minnesota Player Scored Four Goals In A Game:

February 28, 1998 (Wyatt Smith, 9-6 Minnesota loss)

Minnesota Won When Trailing After Two Periods:

March 14, 1997 vs. St. Cloud State at WCHA Final Five (5-4 Minnesota overtime win/trailing 4-3 heading into third period)

Minnesota Had 50 or More Shots On Goal In A Game:

October 9, 1998 vs. St. Lawrence in Icebreaker Invitational (50 shots, 6-4 Minnesota loss)

Opponent Had 50 or More Shots On Goal In A Game:

January 31, 1997 @ North Dakota (51 shots, 6-4 Minnesota loss)

Minnesota Player Scored A Shorthanded Goal:

October 24, 1998 @ St. Cloud State (Reggie Berg, third period, 6-5 Minnesota loss)

Minnesota Won In Overtime:

March 14, 1997 vs. St. Cloud State at WCHA Final Five (5-4)

Minnesota Lost In Overtime:

March 15, 1998 @ Minnesota-Duluth (5-4)

Minnesota Tied In Overtime:

November 13, 1998 vs. North Dakota (4-4)


Minnesota Scored 10 Goals Or More In A Game:


November 9, 1996 vs. North Dakota (10-6 Minnesota win)


Opponent Scored 10 Goals Or More In A Game:


January 30, 1993 @ Michigan Tech (10-2 Minnesota loss)


Team Notes


 The 9,908 in attendance at Saturday night's game against North Dakota marked the largest crowd in Mariucci Arena (old or new) history. The series total of 19,768 is also the largest for a two-game set at Mariucci Arena


 Minnesota has had equal or fewer penalties than its opponent in 10 of 12 games this season


 The Golden Gophers have not been shutout in their last 144 games, while blanking their opponents on 14 occasions in that time span


 Minnesota has outshot its opponent 115-74 in the third period of games this season

 By rallying two times from three-goal deficits to earn a tie in last Friday's game against UND, Minnesota broke a string of losing 20 straight games when they had trailed after two periods

 Jordan Leopold's second-period goal in Friday night's game was just the second time in Minnesota's last 70 goals, dating back to last season, that a Golden Gopher defenseman has scored a goal. The last goal scored by a Minnesota defenseman was in the third period of a 3/6/98 game at St. Cloud State when Ryan Trebil slipped the puck past Brian Leitza. When Dylan Mills added a third-period marker, it was the first time that two different Golden Gopher defensemen had scored a goal in the same game since 3/14/97 at the WCHA Final Five in St. Paul, Minn. (Brian LaFleur and Mike Crowley)

 This will be the fourth time in the last eight seasons that Minnesota will follow its trip to Alaska-Anchorage with a nonconference opponent

 Minnesota is fourth in the WCHA in power-play percentage and fifth in the league in penalty-kill numbers

 The Golden Gophers are 2-13-1 (.156) in their last 16 games in the month of November

Minnesota's Record When In 1998-99

Overall Record	5-5-2
WCHA Record	4-4-2
Home Record	3-4-2
Road Record	2-1-0
Neutral Site Record	0-0-0
Last 20 Games (dating back to 1997-98)	9-9-2
Last 10 Games	4-4-2
Last 5 Games	1-3-1

Power Play	14 of 73 (.192)
Penalty Kill	52 of 65 (.800)
Scoring A Power-Play Goal	4-3-2
Not Scoring A Power-Play Goal	1-2-0
Allowing A Power-Play Goal	4-5-1
Not Allowing A Power-Play Goal	1-0-1
Scoring A Short-Handed Goal	1-1-0
Allowing A Short-Handed Goal	0-0-0

Penalties/Avg. Per Game	103/8.6
Penalty Minutes/Avg. Per Game	231/19.3
10 Or More Penalties	2-0-1
Fewer Than 10 Penalties	3-5-1
More Penalties Than Opponent	0-1-1
Fewer Penalties Than Opponent	5-2-1
Same Amount Of Penalties	0-2-0

In One-Goal Games	3-1-0
In Two-Goal Games	1-2-0
In Three-Goal or More Games	1-2-0
In Overtime Games	0-0-2
Scoring 4 or More Goals	1-2-1
Scoring 3 or Fewer Goals	4-3-1
Scoring 3 or More Goals	5-3-1
Scoring 2 or Fewer Goals	0-2-1
Allowing 4 or More Goals	0-5-1
Allowing 3 or Fewer Goals	5-0-1

Scoring First Goal Of Game	4-2-1
Opponents Score First	1-3-1
Leading After One Period	4-0-0
Trailing After One Period	0-3-1
Tied After One Period	1-2-1
Scoring First Goal Of Second Period	3-2-1
Leading After Two Periods	4-0-1
Trailing After Two Periods	0-4-1
Tied After Two Periods	1-1-0
Scoring First Goal Of Third Period	2-1-0

Having 10-19 Shots On Goal	0-0-0
Having 20-29 Shots On Goal	1-2-0
Having 30-39 Shots On Goal	3-2-1
Having 40 or More Shots On Goal	1-1-1
Allowing Fewer Than 10 Shots On Goal	0-0-0
Allowing 10-19 Shots On Goal	1-0-0
Allowing 20-29 Shots On Goal	4-4-0
Allowing 30-39 Shots On Goal	0-1-2
Allowing 40 or More Shots On Goal	0-0-0
Outshooting Opponent	5-3-1
Opponent Outshoots Minnesota	0-2-1
Shots Are Even	0-0-0

October	5-2-1
November	0-3-1
December	0-0-0
January	0-0-0
February	0-0-0
March	0-0-0
Fridays	2-2-2
Saturdays	3-3-0
Series Record	2-2-1
Games Following A Win	2-2-1
Games Following A Loss	2-1-1
Games Following A Tie	1-1-0

Last Weekend's Stars

DAVE SPEHAR - Chalked up five assists - three in Friday's tie and two in Saturday's loss

DYLAN MILLS - Scored goals in both games - has scored all three of his career goals against North Dakota

#1 Adam Hauser
Fr., 6-2, 195, Bovey, Minn.

- √ Has started six straight and eight of the last nine games
- √ Named WCHA Rookie of the Week after back-to-back road wins at Wisconsin on 10/30-31
- √ Has a 1.25 GAA and .947 saves percentage in his four wins and 5.42 GAA and .813 saves percentage in his four losses and a tie

#3 Jordan Leopold
Fr., 6-0, 195, Robbinsdale, Minn.

- √ Scored his first collegiate goal on the power play to open the scoring for Minnesota in Friday night's tie against UND
- √ Second on the team in assists (8)
- √ Has scored a point in eight of his first 12 collegiate games
- √ Leads Minnesota rookies in scoring (1-8--9) and is fourth overall on the team in scoring
- √ Tied for the first among WCHA freshmen in scoring in all games (1-8--9)

#4 Dylan Mills
So., 5-11, 212, Duluth, Minn.

- √ Scored a goal in each game last weekend against UND
- √ Opened the scoring for Minnesota in Saturday's game
- √ Has +1 plus/minus rating
- √ Tied season high with four shots on goal in Saturday's loss to UND

#5 Ryan Trebil
Jr., 6-0, 212, Bloomington, Minn.

- √ Notched first point of the season with an assist on Miskovich's second-period goal in Saturday night's loss

#7 Erik Westrum
So., 5-11, 187, Apple Valley, Minn.

- √ Has 2-1--3 in three road games and 1-2--3 in nine home games
- √ Picked up first point in the last four games with an assist on Minnesota's final goal in Saturday's loss
- √ Will be forced to sit out Friday night's game at Alaska-Anchorage after receiving a fighting disqualification penalty at 19:27 of the third

period in last Saturday night's loss to UND
√ Sixth on the team in shots on goal (33)

#10 Mike Anderson
Sr., 6-1, 202, Bloomington, Minn.

- √ Four of his five points are in Golden Gopher wins (1-3--4)
- √ Fired season high six shots on goal in Friday night's tie with North Dakota
- √ Has not scored a point in either of the last two weekends - the first time in his career he has been held without a point in consecutive WCHA series

#11 Erik Wendell
Fr., 6-1, 196, Maple Grove, Minn.

- √ Tied for second on the team with a +2
- √ Scored all three of his points at home
- √ Leads Golden Gopher rookies in goals (2)
- √ Leads the team by scoring on 22.2 percent of his shots on goal

#13 Nate Miller
Jr., 6-2, 200, Anoka, Minn.

- √ Scored Minnesota's final goal in Saturday's loss to UND
- √ Two of his four goals have been on the power play
- √ Fired season high five shots on goal in Saturday's game

#17 Wyatt Smith
Sr., 5-11, 205, Warroad, Minn.

- √ Scored a point in seven of the last eight games
- √ Has 99 career points, including 42-41--83 in his last 70 games
- √ Has scored a point in 10 of 12 games
- √ Leads the team in goals (6) and is second in total points (6-7--13)
- √ Second on the team in shots on goal (37)
- √ Tied for fifth in league games and overall in the WCHA scoring race (6-7--13/5-5--10)
- √ Scored five of his six goals at home
- √ Has seven points (5-5--10) in nine home games and three points (1-2--3) in three road contests
- √ Has three PPG and one GWG
- √ Second on the team by scoring on 16.2 percent of his shots on goal

#19 Reggie Berg
Sr., 5-11, 185, Anoka, Minn.

- √ Tied for second on the team in scoring (5-8--13)
- √ Leads the team in shots on goal with 52 in 12 games - no other Golden Gopher has more than 37 shots on goal this season
- √ Has 3-8--11 in Minnesota's five wins and two ties and 2-0--2 in the team's five losses
- √ Minnesota is 27-1-1 in his career when Berg scores more than one point in a game
- √ Has 17-16--33 in Minnesota's last 22 wins
- √ Tied for fifth in the WCHA in scoring (league games only, 3-6--9)

#21 Mike Lyons
Jr., 6-0, 205, St. Paul, Minn.

- √ Registered first point of the season with an assist on Smith's goal in Friday's tie

#24 Bill Kohn
Sr., 6-0, 196, Roseville, Minn.

- √ Has played in 90 of the last 94 games
- √ Totals of 0-2--2, -4 after 12 games compared with 2-4--6, +1 through 12 games as a junior

#27 Aaron Miskovich
So., 5-11, 188, Grand Rapids, Minn.

- √ Notched second multiple-point game of the season with 1-1--2 in Saturday's loss
- √ Has two of Minnesota's five game-winning goals this season
- √ Tied for second on the team in goals (5)
- √ Has more goals through the first 12 games as he did in 28 games in his rookie campaign

#33 Dave Spehar
Jr., 5-7, 171, Duluth, Minn.

- √ Leads the team in scoring (5-9--14)
- √ Assisted on five of Minnesota's seven goals last weekend against North Dakota despite only one shot on goal in the two games
- √ Second the team lead in goals (5) - all of which have come on the power play
- √ Leads the WCHA in power-play goals
- √ Has more goals on the road in three games (3) than at home in nine games (2)
- √ Totals of 3-2--5 on the road in three games and 2-7--9 at home in nine games
- √ Fourth in the WCHA in scoring with 5-9--14 overall and 4-8--12 in league games

DID YOU KNOW...

Minnesota is 66-18-3 (.776) in its last 87 games when scoring first, but have lost its last two games when scoring first • Minnesota has outscored its opponents 5-2 in the first period of wins, but been outnumbered 13-4 in the first frame of losses and ties • when North Dakota claimed three of four league points from the Golden Gophers last weekend, it marked the first time since the 1979-80 season that the Sioux gained more than two points in a trip to Minnesota • Minnesota will not play a game from Nov. 30 through Dec. 26 - a stretch of 27 days. That is the longest span without a game on the schedule in Golden Gopher hockey modern day history • a total of seven Golden Gophers have been drafted by NHL organizations. A listing of players drafted and the respective organization follows: Mike Anderson--Washington; Reggie Berg--Toronto; Aaron Miskovich--Colorado; Pat O'Leary--Phoenix; John Pohl--St. Louis; Wyatt Smith--Phoenix; Erik Westrum--Phoenix • Minnesota is 2-4-2 (.375) on Nov. 13 and 1-8-0 (.111) on Nov. 14 in school history • Minnesota is 1-15-1 (.088) the last two seasons when trailing after one period • the Golden Gophers have been outnumbered 13-6 in the first period and 12-7 in the third period of home games this season, but have outscored opponents 3-2 in the first period and 4-2 in the third period of road games this season • on five occasions last weekend, Minnesota was jailed for a penalty within two minutes after a North Dakota goal • Minnesota is 2-for-12 (.167) this season in its first power-play opportunity of the game • Minnesota owns three of the league's top seven scorers through last weekend's games • six different Golden Gophers have tallied power-play goals this season • the Golden Gophers have tied two games at home this season - the school record in that category is three (three different seasons) • Reggie Berg (59-64--123) is 27 points away from becoming the 23rd player in school history to join the career 150-point club • Minnesota is 8-1-0 on Nov. 20 and 4-3-1 on Nov. 21 in school history - the Golden Gophers are 2-0-0 against UAA on those dates

About This Week's Opponent Alaska-Anchorage

Location: Anchorage, Alaska
Founded: 1977
Enrollment: 20,000
Arena: Sullivan Arena (6,406)
Rink Size: 200 x 100
Head Coach: Dean Talafous (Wisconsin-River Falls, 1991)
Talafous' Career Record: 127-139-26 (.479)
Talafous At UAA: 17-55-10 (.268)
Assistant Coaches: Karl Williams, Chris Brown
Notes: Opponents have scored more short-handed goals on the UAA power play than the Seawolves have marked with the man advantage (2-1) • assistant coach Chris Brown spent the 1996-97 season as an assistant coach at Augsburg College in Minneapolis • UAA has taken just 33 penalties in its first nine games (3.67/game)

1998-99 WCHA STANDINGS

Team (Overall Record, win %)	GP	W	L	T	Pts	GF	GA	GDif
Colorado College (7-1-0, .875)	8	7	1	0	14	39	18	+21
Minnesota (5-5-2, .500)	10	4	4	2	10	28	35	-7
Wisconsin (4-4-1, .500)	8	4	3	1	9	18	15	+3
Denver (6-2-0, .750)	6	4	2	0	8	28	19	+9
Michigan Tech (4-8-0, .333)	10	4	6	0	8	21	29	-8
North Dakota (5-0-1, .833)	4	3	0	1	7	16	8	+8
St. Cloud State (3-5-0, .375)	6	2	4	0	4	18	22	-4
Alaska-Anchorage (2-7-1, .278)	6	1	4	1	3	10	20	-10
Minnesota-Duluth (1-6-1, .188)	6	0	5	1	1	6	18	-12

This Week In The WCHA

Friday, November 20

Minnesota @ Alaska-Anchorage
 Colorado College @ North Dakota
 Minnesota-Duluth @ St. Cloud State
 Wisconsin @ Denver

Saturday, November 21

Minnesota @ Alaska-Anchorage
 Colorado College @ North Dakota
 St. Cloud State @ Minnesota-Duluth
 Wisconsin @ Denver

Michigan Tech is idle this weekend

1998-99 season highs/lows

TEAM

MOST GOALS/GAME	(5) 10/24 @ St. Cloud State
LEAST GOALS/GAME	(1) two times, last 11/7 vs. Colorado College
MOST ASSISTS/GAME	(7) two times, last 11/13 vs. North Dakota
LEAST ASSISTS/GAME	(2) three times, last 11/7 vs. Colorado College
MOST GOALS AGAINST/GAME	(7) 11/6 vs. Colorado College
LEAST GOALS AGAINST/GAME	(0) 10/23 vs. St. Cloud State
MOST ASSISTS AGAINST/GAME	(13) 11/6 vs. Colorado College
LEAST ASSISTS AGAINST/GAME	(0) 10/23 vs. St. Cloud State
MOST GOALS/PERIOD	(3) three times, last 11/14 vs. North Dakota - second period
MOST GOALS AGAINST/PERIOD	(4) 11/7 vs. Colorado College - first period
MOST POWER PLAY GOALS/GAME	(3) 10/24 @ St. Cloud State
MOST POWER PLAY GOALS ALLOWED/GAME	(2) three times, last 11/7 vs. Colorado College
MOST SHOTS ON GOAL/GAME	(50) 10/9 vs. St. Lawrence
LEAST SHOTS ON GOAL/GAME	(23) 11/6 vs. Colorado College
MOST SHOTS AGAINST/GAME	(34) 11/14 vs. North Dakota
LEAST SHOTS AGAINST/GAME	(17) 10/17 vs. Minnesota-Duluth
MOST SHOTS ON GOAL/PERIOD	(22) 10/9 vs. St. Lawrence
MOST SHOTS AGAINST/PERIOD	(20) 11/13 vs. North Dakota - first period
MOST PENALTIES/GAME	(13) two times, last 10/30 @ Wisconsin
LEAST PENALTIES/GAME	(4) 10/9 vs. St. Lawrence
MOST PIM/GAME	(32) 11/7 vs. Colorado College
LEAST PIM/GAME	(8) 10/9 vs. St. Lawrence
MOST OPP. PENALTIES/GAME	(18) 10/30 @ Wisconsin
LEAST OPP. PENALTIES/GAME	(8) 10/9 vs. St. Lawrence
MOST OPP. PIM/GAME	(47) 10/30 @ Wisconsin
LEAST OPP. PIM/GAME	(16) 10/9 vs. St. Lawrence

INDIVIDUAL

GOALS/GAME	(2) three times, last Nate Miller on 10/24 @ St. Cloud State
GOALS/PERIOD	(2) two times, last Nate Miller on 10/24 @ St. Cloud State - third period
ASSISTS/GAME	(3) Dave Spehar, 11/13 vs. North Dakota
ASSISTS/PERIOD	(2) five times, last Dave Spehar on 11/14 vs. North Dakota - second period
POINTS/GAME	(3) three times, last Dave Spehar on 11/13 vs. North Dakota
POINTS/PERIOD	(2) 13 times, last Miskovich and Spehar on 11/14 vs. North Dakota - second period
PENALTIES/GAME	(3) Nate Miller, 11/7 vs. Colorado College
PIM/GAME	(15) two times, last Erik Westrum on 11/14 vs. North Dakota
SHOTS ON GOAL/GAME	(9) Reggie Berg, 10/10 vs. Ohio State
SAVES/GAME	(31) Willy Marvin, 10/16 vs. Minnesota-Duluth
+/- RATING/GAME	(+2) 11 times, last Reggie Berg on 11/13 vs. North Dakota

Woog's Window

Minnesota Head Coach Doug Woog has produced unparalleled numbers as the man behind the Golden Gopher bench over the last 14 seasons. Entering Friday's game, Woog has a career record of 379-173-33 (.676) overall and a WCHA mark of 274-120-31 (.681). Minnesota has appeared in the NCAA Tournament in 12 of Woog's 13 seasons and has finished first or second in the WCHA in 11 of his 13 campaigns. Among Woog's regular media appearances are: WCCO-AM (830) with Mike Max, Mondays and Fridays at 6:35 p.m. KSTP-AM (1500) with Pat Reusse and Joe Soucheray, Saturday mornings at 11 a.m., Thursday morning at 7:45 a.m., and the postgame show. KARE-TV (Ch. 11) Gopher Sports Extra on selected Saturdays at 11:05 p.m. during the 1998-99 season.

MISKOVICH RECEIVES MAYASICH SCHOLARSHIP

Sophomore forward Aaron Miskovich of Grand Rapids, Minn., was named the recipient of the first John Mayasich Endowment Scholarship at a luncheon Saturday at Town and Country Club in St. Paul, Minn. The scholarship was made possible by nearly \$200,000 raised by admirers of Mayasich and fans of Golden Gopher hockey.

quick stats by series

	IB	UMD	SCSU	@WIS	CC	UND	@UAA	SHOW	MAR	@BC	@DU	MSU	@UND	MTU	@CC	UAA	SCSU	@UMD	WIS
Hauser	L 6g 18s	W 1g 16s	W 0g 26s	2W 4g 48s	2L 13g 37s	LT 8g 58s													
Nenovich	0-0-0	0-0-0	0-0-0	dnp	0-0-0	0-0-0													
Leopold	0-2-2	0-1-1	0-3-3	0-1-1	0-1-1	1-0-1													
Mills	0-0-0	0-1-1	0-1-1	0-0-0	0-0-0	0-0-0													
Trebil	dnp	0-0-0	0-0-0	0-0-0	0-0-0	0-0-0													
Timmons	0-0-0	dnp	dnp	dnp	dnp	dnp													
Westrum	1-0-1	0-1-1	0-1-1	2-0-2	0-0-0	0-1-1													
Pohl	0-1-1	0-0-0	0-0-0	1-0-1	0-0-0	0-0-0													
Anderson	0-1-1	0-2-2	1-0-1	0-1-1	0-0-0	0-0-0													
Wendell	0-0-0	0-0-0	1-0-1	0-0-0	1-1-2	0-0-0													
Meyer	0-0-0	0-0-0	0-0-0	0-0-0	0-0-0	0-0-0													
N. Miller	1-1-2	0-1-1	2-0-2	0-0-0	0-0-0	1-0-1													
C. Miller	0-0-0	0-0-0	dnp	dnp	dnp	dnp													
Senden	0-0-0	0-0-0	0-0-0	0-0-0	1-0-1	0-0-0													
Locker	dnp	dnp	dnp	dnp	dnp	dnp													
Smith	1-2-3	2-0-2	2-0-2	0-2-2	0-1-1	1-2-3													
Berg	2-2-4	0-2-2	1-0-1	1-2-3	0-0-0	1-2-3													
Lyons	0-0-0	0-0-0	0-0-0	0-0-0	0-0-0	0-1-1													
Kohn	0-1-1	0-0-0	0-1-1	0-0-0	0-0-0	0-0-0													
O'Leary	0-0-0	0-0-0	0-0-0	0-0-0	0-1-1	dnp													
Angell	0-0-0	0-1-1	0-1-1	0-2-2	0-0-0	dnp													
Miskovich	2-0-2	2-0-2	0-0-0	0-0-0	0-0-0	1-1-2													
Leimbek	0-0-0	0-0-0	dnp	0-0-0	0-0-0	0-0-0													
Pagel	0-1-1	0-1-1	0-0-0	dnp	dnp	dnp													
Marvin	W 3g 20s	T 2g 31s	L 6g 23s	dnp	n/d 1g 6s	dnp													
Spehar	1-1-2	1-0-1	1-2-3	2-1-3	0-0-0	0-5-5													

multiple-point games

Player(games)	Last Time	Record
Spehar (5)	11/14 vs. UND (2a)	1-3-1
Berg (3)	11/13 vs. UND (1g, 2a)	2-0-1
Smith (3)	11/13 vs. UND (1g, 1a)	1-0-2
N. Miller (2)	10/24 @ SCSU (2g)	1-1-0
Miskovich (2)	11/14 vs. UND (1g, 1a)	1-1-0
Anderson (1)	10/17 vs. UMD (2a)	1-0-0
Leopold (1)	10/24 @ SCSU (2a)	0-1-0

In The Training Room

Player (injury)	Status
Erik Day (knee)	out (season)
Rico Pagel (knee)	out (2-4 wks)
Cory Miller (knee)	out (2-4 wks)
Nick Angell (ankle)	doubtful
Pat O'Leary (groin)	questionable

wcha players of the week

OFFENSIVE PLAYER OF THE WEEK
October 19 Aaron Miskovich (vs.UMD)

ROOKIE OF THE WEEK
November 2 Adam Hauser (@WIS)

goal breakdown

	Last Wknd	Last 5	Season
5-on-5	3	6	17
6-on-5	0	1	1
4-on-4	1	2	2
PPG	3	10	14
SHG	0	1	2
ENG	0	0	0
Total	7	20	36

gophers sign four to tenders during early signing period

The University of Minnesota men's hockey program has announced the signing of four top Minnesota student-athletes to national letters of intent to play for the Golden Gophers beginning with the 1999-2000 season.

Jeff Taffe is a 6'1 1/2", 155-pound left-handed shooting forward from Hastings High School in Hastings, Minn. Taffe was named to the first team All-State squad as a junior, scoring 37 goals and assisting on 29 others for a total of 66 points in 25 games. He is an all-conference performer in baseball as well as hockey, and has been named to the Minnesota Select 15, 16, and 17 teams. Taffe, who has 11 points (eight goals, three assists) in 11 games early this season for the Rochester Mustangs of the USHL, carries a 3.0 grade-point average (B average).

Ben Tharp, a 5'11", 150-pound left-handed shooting defenseman from Hastings, Minn., was named to the third team All-State squad as a junior after netting seven goals and 33 assists for Hastings High School. Tharp also plays both baseball and hockey for the Raiders, and like Taffe has been a member of the Minnesota Select 15, 16, and 17 teams. He has four goals and 10 assists in 15 games played for Rochester of the United States Hockey League this season. Tharp holds an impressive 3.8 grade-point average (A-minus average).

Dan Welch, a 5'10 1/2", 195-pound right-handed forward, is the third recruit from Hastings, Minn., to commit to the Golden Gophers during the early signing period. Welch, who along with Taffe and Tharp are coached by Dan's father Russ, was named first team All-State as a junior after accumulating 27 goals and 40 assists for 67 points. Welch is a three-sport star for the Raiders, lettering in football and baseball in addition to hockey. Like Taffe and Tharp, Welch is an all-conference and all-metro selection as well as a past member of the Minnesota Select 15, 16, and 17 teams. Welch has a 3.2 grade-point average (B-plus average) in the classroom.

Shawn Roed is a 5'7 1/2", 171-pound left-handed forward who is back in Minnesota this season after spending the 1997-98 campaign with the U.S. National Team. Roed played in 72 games last season, scoring 14 goals and assisting on 28 others for 42 points. He has accumulated 16 points on eight goals and eight assists in just 11 games for the Twin Cities Vulcans this season. Roed played with the U.S. National Team last season in several prestigious European tournaments along with current Golden Gophers Adam Hauser, Jordan Leopold, and Doug Meyer.

University of Minnesota
1998-99 Men's Ice Hockey Statistics
WCHA Games Only

Golden Gophers	GP/ GS	G	A	Pts	+/-	Sht	Sht %	Pen/	Min	PP	SH	EN	GW	GT	HT
Dave Spehar	10/ 0	4	8	12	-2	33	12.1	6/	12	4	0	0	1	0	0
Wyatt Smith	10/ 4	5	5	10	-3	28	17.9	5/	10	3	0	0	1	0	0
Reggie Berg	10/ 8	3	6	9	-1	37	8.1	6/	12	0	1	0	0	1	0
Jordan Leopold	10/ 8	1	6	7	1	18	5.6	3/	6	1	0	0	0	0	0
Erik Westrum	10/ 2	2	3	5	-5	24	8.3	7/	25	2	0	0	1	0	0
Aaron Miskovich	10/ 5	3	1	4	-1	26	11.5	3/	6	0	1	0	1	0	0
Nate Miller	10/ 8	3	1	4	-6	23	13.0	8/	16	2	0	0	0	0	0
Dylan Mills	10/ 3	2	2	4	-1	17	11.8	5/	10	1	0	0	0	0	0
Mike Anderson	10/ 2	1	3	4	-3	30	3.3	6/	12	0	0	0	0	0	0
Nick Angell	8/ 2	0	4	4	-6	10	0.0	3/	9	0	0	0	0	0	0
Erik Wendell	9/ 1	2	1	3	1	6	33.3	5/	10	0	0	0	0	0	0
John Pohl	9/ 0	1	0	1	-8	7	14.3	1/	2	0	0	0	0	0	0
Stuart Senden	9/ 0	1	0	1	-3	9	11.1	1/	2	0	0	0	0	0	0
Bill Kohn	10/ 6	0	1	1	-4	16	0.0	6/	23	0	0	0	0	0	0
Mike Lyons	10/ 1	0	1	1	-8	11	0.0	5/	10	0	0	0	0	0	0
Rico Pagel	4/ 0	0	1	1	2	4	0.0	1/	2	0	0	0	0	0	0
Pat O'Leary	5/ 0	0	1	1	-3	3	0.0	1/	2	0	0	0	0	0	0
Ryan Trebil	7/ 0	0	1	1	-6	5	0.0	6/	12	0	0	0	0	0	0
Mark Nenovich	5/ 0	0	0	0	1	3	0.0	3/	6	0	0	0	0	0	0
Adam Hauser	8/ 8	0	0	0	0	0	0.0	0/	0	0	0	0	0	0	0
Doug Meyer	8/ 0	0	0	0	-4	4	0.0	4/	8	0	0	0	0	0	0
Matt Leimbek	5/ 0	0	0	0	-1	6	0.0	1/	2	0	0	0	0	0	0
Cory Miller	1/ 0	0	0	0	0	2	0.0	2/	4	0	0	0	0	0	0
Willy Marvin	3/ 2	0	0	0	0	0	0.0	0/	0	0	0	0	0	0	0
Team	1/ 0	0	0	0	0	0	0.0	0/	0	0	0	0	0	0	0
Golden Gophers	10/ 10	28	45	73		322	8.7	90/	205	13	2	0	4	1	0
Opponents	10/ 10	35	60	95		280	12.5	96/	203	9	0	1	4	1	1

Bench Penalties: Golden Gophers 2 (4 Minutes); Opponents 1 (2 Minutes)
Power Play: Golden Gophers 13/58 (22.4%); Opponents 9/54 (16.7%);

Goaltending Statistics

Golden Gophers	GP/ GS	Min	GAA	W	L	T	ENG	Sho	GA	Sv	Sv %
Adam Hauser	8 / 8	470:33	3.19	4	3	1	0	1	25	185	.881
Willy Marvin	3 / 2	138:58	3.89	0	1	1	0	0	9	60	.870
Golden Gophers	10 / 10	609:31	3.35	4	4	2	1	1	34	245	.878
Opponents	10 / 10	607:06	2.77	4	4	2	0	0	28	294	.913

Statistics by Period

Goals	1	2	3	OT	Tot	Penalties	1	2	3	OT	Tot
Golden Gophers	7	12	9	0	28	Golden Gophers	27	31	31	1	90
Opponents	12	12	11	0	35	Opponents	28	34	32	2	96
Shots	1	2	3	OT	Tot	Penalty Minutes	1	2	3	OT	Tot
Golden Gophers	93	117	106	6	322	Golden Gophers	65	62	76	2	205
Opponents	89	92	91	8	280	Opponents	67	68	64	4	203

University of Minnesota
1998-99 Men's Ice Hockey Statistics
Record: 5- 5- 2/ 4- 4- 2 WCHA

Golden Gophers	GP/ GS	G	A	Pts	+/-	Sht	Sht %	Pen/	Min	PP	SH	EN	GW	GT	HT
Dave Spehar	12/ 0	5	9	14	0	35	14.3	7/	14	5	0	0	1	0	0
Wyatt Smith	12/ 5	6	7	13	-4	37	16.2	7 /	14	3	0	0	1	0	0
Reggie Berg	12/ 9	5	8	13	-1	52	9.6	8 /	16	0	1	0	0	1	0
Jordan Leopold	12/ 10	1	8	9	1	22	4.5	3 /	6	1	0	0	0	0	0
Aaron Miskovich	12/ 6	5	1	6	0	33	15.2	3 /	6	0	1	0	2	0	0
Nate Miller	12/ 9	4	2	6	-5	27	14.8	8 /	16	2	0	0	0	0	0
Erik Westrum	12/ 2	3	3	6	-4	36	8.3	7 /	25	2	0	0	1	0	0
Mike Anderson	12/ 2	1	4	5	-2	35	2.9	6 /	12	0	0	0	0	0	0
Dylan Mills	12/ 3	2	2	4	1	20	10.0	6 /	12	1	0	0	0	0	0
Nick Angell	10/ 2	0	4	4	-6	12	0.0	3 /	9	0	0	0	0	0	0
Erik Wendell	10/ 2	2	1	3	2	9	22.2	5 /	10	0	0	0	0	0	0
John Pohl	11/ 0	1	1	2	-8	8	12.5	1 /	2	0	0	0	0	0	0
Bill Kohn	12/ 8	0	2	2	-4	22	0.0	8 /	27	0	0	0	0	0	0
Rico Pagel	6/ 1	0	2	2	3	13	0.0	2 /	4	0	0	0	0	0	0
Stuart Senden	10/ 0	1	0	1	-3	10	10.0	1 /	2	0	0	0	0	0	0
Brad Timmons	1/ 0	0	1	1	1	0	0.0	0 /	0	0	0	0	0	0	0
Mike Lyons	12/ 1	0	1	1	-8	15	0.0	5 /	10	0	0	0	0	0	0
Pat O'Leary	6/ 0	0	1	1	-3	4	0.0	2 /	4	0	0	0	0	0	0
Ryan Trebil	7/ 0	0	1	1	-6	5	0.0	6 /	12	0	0	0	0	0	0
Mark Nenovich	6/ 0	0	0	0	2	5	0.0	5 /	10	0	0	0	0	0	0
Adam Hauser	9/ 9	0	0	0	0	0	0.0	0 /	0	0	0	0	0	0	0
Doug Meyer	9/ 0	0	0	0	-4	4	0.0	4 /	8	0	0	0	0	0	0
Matt Leimbek	6/ 0	0	0	0	-1	8	0.0	1 /	2	0	0	0	0	0	0
Cory Miller	2/ 0	0	0	0	0	6	0.0	3 /	6	0	0	0	0	0	0
Willy Marvin	4/ 3	0	0	0	0	0	0.0	0 /	0	0	0	0	0	0	0
Team	1/ 0	0	0	0	0	0	0.0	0 /	0	0	0	0	0	0	0
Golden Gophers	12/ 12	36	58	94		418	8.6	103/	231	14	2	0	5	1	0
Opponents	12/ 12	44	72	116		327	13.5	114/	247	13	0	1	5	1	1

Bench Penalties: Golden Gophers 2 (4 Minutes); Opponents -1 (2 Minutes)
Power Play: Golden Gophers 14/73 (19.2%); Opponents 13/65 (20.0%);

Goaltending Statistics

Golden Gophers	GP/ GS	Min	GAA	W	L	T	ENG	Sho	GA	Sv	Sv %
Adam Hauser	9 / 9	528:26	3.52	4	4	1	0	1	31	203	.868
Willy Marvin	4 / 3	198:58	3.62	1	1	1	0	0	12	80	.870
Golden Gophers	12 / 12	727:24	3.55	5	5	2	1	1	43	283	.868
Opponents	12 / 12	726:29	2.97	5	5	2	0	0	36	382	.914

Statistics by Period

Goals	1	2	3	OT	Tot	Penalties	1	2	3	OT	Tot
Golden Gophers	9	16	11	0	36	Golden Gophers	32	35	35	1	103
Opponents	15	15	14	0	44	Opponents	32	39	41	2	114
Shots	1	2	3	OT	Tot	Penalty Minutes	1	2	3	OT	Tot
Golden Gophers	121	146	145	6	418	Golden Gophers	75	70	84	2	231
Opponents	102	114	103	8	327	Opponents	75	86	82	4	247

University of Minnesota
 1998-99 Men's Ice Hockey Statistics
 Record: 5- 5- 2/ 4- 4- 2 WCHA

Date	Opponent	Score	Record	Site	Attend	Goaltender of Record	
10/ 9	St. Lawrence	4 - 6 L	0- 1	H Mariucci Arena	9456	Adam Hauser	0- 1- 0
10/10	Ohio State	W 4 - 3	1- 1	H Mariucci Arena	9467	Willy Marvin	1- 0- 0
10/16	*Minnesota-Duluth	2 - 2 T OT	1- 1- 1	H Mariucci Arena	9791	Willy Marvin	1- 0- 1
10/17	*Minnesota-Duluth	W 3 - 1	2- 1- 1	H Mariucci Arena	9787	Adam Hauser	1- 1- 0
10/23	*St. Cloud State	W 3 - 0	3- 1- 1	H Mariucci Arena	9790	Adam Hauser	2- 1- 0
10/24	*St. Cloud State	5 - 6 L	3- 2- 1	A St. Cloud, Minn.	7051	Willy Marvin	1- 1- 1
10/30	*Wisconsin	W 3 - 2	4- 2- 1	A Madison, Wis.	13057	Adam Hauser	3- 1- 0
10/31	*Wisconsin	W 3 - 2	5- 2- 1	A Madison, Wis.	14059	Adam Hauser	4- 1- 0
11/ 6	*Colorado College	1 - 7 L	5- 3- 1	H Mariucci Arena	9776	Adam Hauser	4- 2- 0
11/ 7	*Colorado College	1 - 6 L	5- 4- 1	H Mariucci Arena	9841	Adam Hauser	4- 3- 0
11/13	*North Dakota	4 - 4 T OT	5- 4- 2	H Mariucci Arena	9860	Adam Hauser	4- 3- 1
11/14	*North Dakota	3 - 5 L	5- 5- 2	H Mariucci Arena	9908	Adam Hauser	4- 4- 1

*-WCHA Game

Record	W	L	T	Pct	Attendance #	Total	Avg
All Games	5	5	2	.500	Home 9	87676	9742
WCHA	4	4	2	.500	Away 3	34167	11389
Home	3	4	2	.444	Neutral 0	0	0
Away	2	1	0	.667	Total 12	121843	10154
Neutral	0	0	0	.000			
Ahead After 1 Period	3	0	1	.875			
Behind After 1 Period	0	3	1	.125			
Tied After 1 Period	2	2	0	.500			
Ahead After 2 Periods	4	0	1	.900			
Behind After 2 Periods	0	4	1	.100			
Tied After 2 Periods	1	1	0	.500			
Score First	4	2	1	.643			
Do Not Score First	1	3	1	.300			
Overtime Games	0	0	2	.500			

MINNESOTA HOCKEY CAREER STATS

Note: Current players are listed who have played more than one full season of college hockey. Totals are updated through last weekend's series against North Dakota.

#4 • Dylan Mills

Year	GP	G	A	TP	P/PIM	PP	GW	SH	HT
97-98	39	1	10	11	16/32	0	0	0	0
98-99	12	2	2	4	6/12	1	0	0	0
Total	51	3	12	15	22/44	1	0	0	0

#7 • Erik Westrum

Year	GP	G	A	TP	P/PIM	PP	GW	SH	HT
97-98	39	6	12	18	20/43	1	1	1	0
98-99	12	3	3	6	7/25	2	1	0	0
Total	51	9	15	24	27/68	3	2	1	0

#14 • Cory Miller

Year	GP	G	A	TP	P/PIM	PP	GW	SH	HT
96-97	11	1	0	1	0/0	0	0	0	0
97-98	22	0	0	0	11/30	0	0	0	0
98-99	2	0	0	0	3/6	0	0	0	0
Total	35	1	0	1	14/36	0	0	0	0

#19 • Reggie Berg

Year	GP	G	A	TP	P/PIM	PP	GW	SH	HT
95-96	40	23	11	34	29/69	2	2	1	2
96-97	38	11	26	37	20/48	3	1	0	0
97-98	39	20	19	39	22/55	5	1	1	0
98-99	12	5	8	13	8/16	0	0	1	0
Total	129	59	64	123	79/188	10	4	3	2

#27 • Aaron Miskovich

Year	GP	G	A	TP	P/PIM	PP	GW	SH	HT
97-98	28	4	8	12	7/14	1	0	1	0
98-99	12	5	1	6	3/6	0	2	1	0
Total	40	9	9	18	10/20	1	2	2	0

#31 • Willy Marvin

Year	G	W-L-T	MIN	GA	GAA	SV	SV%
95-96	Redshirted						
96-97	4	0-0-0	13	1	4.54	3	.750
97-98	3	0-0-0	49	3	3.67	16	.842
98-99	4	1-1-1	199	12	3.62	80	.870
Total	11	1-1-1	261	16	3.68	99	.861

#5 • Ryan Trebil

Year	GP	G	A	TP	P/PIM	PP	GW	SH	HT
96-97	8	0	0	0	4/8	0	0	0	0
97-98	39	2	3	5	37/96	0	0	0	0
98-99	7	0	1	1	6/12	0	0	0	0
Total	54	2	4	6	47/116	0	0	0	0

#10 • Mike Anderson

Year	GP	G	A	TP	P/PIM	PP	GW	SH	HT
95-96	28	3	6	9	20/51	0	1	0	0
96-97	42	9	11	20	19/46	1	0	0	0
97-98	31	12	13	25	23/62	3	0	0	0
98-99	12	1	4	5	6/12	0	0	0	0
Total	113	25	34	59	68/171	4	1	0	0

#15 • Stuart Senden

Year	GP	G	A	TP	P/PIM	PP	GW	SH	HT
97-98	32	5	3	8	9/18	0	0	0	0
98-99	10	1	0	1	1/2	0	0	0	0
Total	42	6	3	9	10/20	0	0	0	0

#21 • Mike Lyons

Year	GP	G	A	TP	P/PIM	PP	GW	SH	HT
96-97	32	1	5	6	23/68	0	0	0	0
97-98	38	1	12	13	30/60	0	0	0	0
98-99	12	0	1	1	5/10	0	0	0	0
Total	82	2	18	20	58/138	0	0	0	0

#28 • Matt Leimbek

Year	GP	G	A	TP	P/PIM	PP	GW	SH	HT
97-98	39	0	5	5	8/24	0	0	0	0
98-99	6	0	0	0	1/2	0	0	0	0
Total	45	0	5	5	9/26	0	0	0	0

#33 • Dave Spehar

Year	GP	G	A	TP	P/PIM	PP	GW	SH	HT
96-97	40	20	17	37	15/30	11	5	0	0
97-98	39	19	18	37	17/34	8	2	0	0
98-99	12	5	9	14	7/14	5	1	0	0
Total	91	44	44	88	39/78	24	8	0	0

#6 • Brad Timmons

Year	GP	G	A	TP	P/PIM	PP	GW	SH	HT
95-96	32	1	2	3	25/61	0	0	0	0
96-97	17	0	0	0	7/14	0	0	0	0
97-98	transfer rule - sat out season								
98-99	1	0	1	1	0/0	0	0	0	0
Total	50	1	2	3	32/75	0	0	0	0

#13 • Nate Miller

Year	GP	G	A	TP	P/PIM	PP	GW	SH	HT
96-97	40	5	9	14	14/36	0	3	0	0
97-98	39	8	6	14	21/42	2	0	0	0
98-99	12	4	2	6	8/16	2	0	0	0
Total	91	17	17	34	43/94	4	3	0	0

#17 • Wyatt Smith

Year	GP	G	A	TP	P/PIM	PP	GW	SH	HT
95-96	32	4	5	9	16/32	0	1	1	0
96-97	38	16	14	30	18/44	3	4	1	0
97-98	39	24	23	47	31/62	3	3	1	2
98-99	12	6	7	13	7/14	3	1	0	0
Total	121	50	49	99	72/152	9	9	3	2

#24 • Bill Kohn

Year	GP	G	A	TP	P/PIM	PP	GW	SH	HT
95-96	7	0	2	2	4/8	0	0	0	0
96-97	42	5	10	15	40/80	2	1	0	0
97-98	36	4	16	20	35/89	1	0	0	0
98-99	12	0	2	2	8/27	0	0	0	0
Total	97	9	30	39	87/204	3	1	0	0

#29 • Rico Pagel

Year	GP	G	A	TP	P/PIM	PP	GW	SH	HT
96-97	29	5	5	10	6/12	0	0	0	0
97-98	39	8	11	19	9/18	1	2	0	0
98-99	6	0	2	2	2/4	0	0	0	0
Total	74	13	18	31	17/34	1	2	0	0

#35 • Erik Day

Year	G	W-L-T	MIN	GA	GAA	SV	SV%
96-97	5	3-1-0	240	4	1.00	86	.956
97-98	9	3-2-0	389	24	3.70	144	.857
98-99	0	0-0-0	0	0	x.xx	0	.xxx
Total	14	6-3-0	629	28	2.67	230	.891

GOLDEN GOPHER HOCKEY

Weekly Release & Notes/November 30, 1998



Golden Gophers Take Long Layoff: The University of Minnesota men's hockey team will be away from competition until a Dec. 27 meeting with Princeton in the Mariucci Classic after a 2-1 win over fifth-ranked Michigan State on Sunday in the College Hockey Showcase at Mariucci Arena. The Golden Gophers will step away from WCHA action until traveling to Denver to face the Pioneers on Jan. 9-10, 1999.

Saving The Trees: The next weekly release will be on Mon., Dec. 21, the week of the New Dodge Mariucci Classic. This year's tournament features Ohio State from the CCHA, Boston University from Hockey East, Princeton from the ECAC, and the host Golden Gophers from the WCHA.

Practice Schedule: The Golden Gophers will have a week of optional captains practice from Dec. 1-4 before a week of mandatory workouts without coaches from Dec. 7-11. A regular week of practice with coaches follows from Dec. 14-18, then the team will take Dec. 20-25 off for the holidays. Minnesota will practice again on Dec. 26 before the game with Princeton on Dec. 27.

16 Game Comparisons - Team

	1998-99	1997-98	1996-97	1995-96
Record	7-7-2	4-12-0	10-6-0	12-3-1
Conference Record	5-5-2	3-9-0	9-5-0	10-3-1
Power Plays	15/90 (.167)	9/85 (.106)	12/65 (.185)	19/77 (.247)
Penalty Kill	73/87 (.839)	66/79 (.835)	70/79 (.886)	76/91 (.835)
Penalties/Minutes	141/323	138/317	180/481	167/351
Goals	47	41	61	76
Assists	76	65	99	134
Total Points	123	106	160	210
Shots On Goal	530	526	513	515
Goals Allowed	54	56	42	45
Team GAA	3.23	3.35	2.56	2.79
Shots On Goal Allowed	435	437	433	437
Team Saves %	.880	.878	.905	.897

16 Game Comparisons - Individuals

	1998-99			1997-98			1996-97			1995-96		
	Pts.	P/M	+/-	Pts.	P/M	+/-	Pts.	P/M	+/-	Pts.	P/M	+/-
Smith	9-9-18	7/14	-3	8-5-13	13/26	+2	4-2--6	8/24	+1	2-3--5	6/12	n/a
Berg	7-10--17	11/22	0	5-7--12	7/25	-5	2-8--10	5/10	+1	7-6--13	12/27	n/a
Anderson	2-5--7	13/26	-3	5-8--13	9/26	+2	4-5--9	12/32	-2	2-3--5	10/20	n/a
Kohn	0-2--2	12/35	-6	3-4--7	14/39	-2	2-1--3	15/30	-7	0-1--1	1/2	n/a
Spehar	5-10--15	12/24	-2	4-6--10	4/8	0	2-7--9	6/12	+3			
N. Miller	4-2--6	10/28	-9	2-3--5	8/16	-8	4-2--6	4/16	+5			
Lyons	0-3--3	9/26	-7	0-5--5	14/28	-4	1-2--3	10/31	+5			
Pagel	0-2--2	2/4	+3	1-1--2	1/2	-6	2-2--4	1/2	+4			
Trebil	0-1--1	7/14	-4	1-1--2	15/30	-5	0-0--0	1/2	0			
C. Miller	0-0--0	3/6	0	0-0--0	1/2	0	0-0--0	0/0	0			
Westrum	3-4--7	7/25	-4	2-1--3	7/14	-8						
Mills	2-5--7	8/16	+2	1-3--4	3/6	-2						
Miskovich	5-1--6	5/10	-4	3-4--7	6/12	-6						
Leimbek	0-2--2	2/4	+1	0-2--2	2/4	0						
Senden	1-0--1	2/4	0	0-1--1	1/2	-1						

Production By Class

	G-A--Pts	+/-	Shots	Pen/Min	PP	SH	GW	GT
Seniors	18-26--44	-12	194	43/97	4	3	3	1
Juniors	9-20--29	-17	122	43/102	7	0	1	0
Sophomores	11-12--23	-5	125	24/59	3	1	3	0
Freshmen	9-18--27	-9	89	29/61	1	0	0	0

1998-99 SCHEDULE/RESULTS

Oct. 9	#ST. LAWRENCE	L 4-6
Oct. 10	#OHIO STATE	W 4-3
Oct. 16	MINNESOTA-DULUTH	T 2-2
Oct. 17	MINNESOTA-DULUTH	W 3-1
Oct. 23	ST. CLOUD STATE	W 3-0
Oct. 24	@ St. Cloud State	L 5-6
Oct. 30	@ Wisconsin	W 3-2
Oct. 31	@ Wisconsin	W 3-2
Nov. 6	COLORADO COLLEGE	L 1-7
Nov. 7	COLORADO COLLEGE	L 1-6
Nov. 13	NORTH DAKOTA	T 4-4
Nov. 14	NORTH DAKOTA	L 3-5
Nov. 20	@ Alaska-Anchorage	L 3-5
Nov. 21	@ Alaska-Anchorage	W 4-1
Nov. 27	#MICHIGAN	L 2-3
Nov. 29	#MICHIGAN STATE	W 2-1
Dec. 27	#PRINCETON	7:05 p.m.
Dec. 28	#OHIO STATE/BOSTON U.	4/7 p.m.
Dec. 30	*SWEDEN (exhibition)	7:05 p.m.
Jan. 2	#@ Boston College	1:05 p.m.
Jan. 3	@ Boston College	1:05 p.m.
Jan. 9	@ Denver (World Arena)	7:05 p.m.
Jan. 10	@ Denver (McNichols)	7:05 p.m.
Jan. 15	#MINNESOTA STATE-MANKATO	7:05 p.m.
Jan. 16	#MINNESOTA STATE-MANKATO	7:05 p.m.
Jan. 22	@ North Dakota	7:35 p.m.
Jan. 23	@ North Dakota	7:35 p.m.
Jan. 29	MICHIGAN TECH	7:05 p.m.
Jan. 30	MICHIGAN TECH	7:05 p.m.
Feb. 5	@ Colorado College	8:35 p.m.
Feb. 6	@ Colorado College	8:05 p.m.
Feb. 13	ALASKA-ANCHORAGE	2:05 p.m.
Feb. 14	ALASKA-ANCHORAGE	2:05 p.m.
Feb. 19	@ St. Cloud State	7:35 p.m.
Feb. 20	ST. CLOUD STATE	7:05 p.m.
Feb. 26	@ Minnesota-Duluth	7:05 p.m.
Feb. 27	@ Minnesota-Duluth	7:05 p.m.
March 5	WISCONSIN	7:05 p.m.
March 6	WISCONSIN	7:05 p.m.
March 12-14	WCHA First Round Playoffs	TBA
March 18-20	WCHA Final Five	Target Center
March 25-27	NCAA Regionals	Madison/Worcester
April 1-3	NCAA Championships	

*-Exhibition game

#-Nonconference game

University of Minnesota
 1998-99 Men's Ice Hockey Statistics
 Record: 7- 7- 2/ 5- 5- 2 WCHA

Date	Opponent	Score	Record	Site	Attend	Goaltender of Record
10/ 9	St. Lawrence	4- 6 L	0- 1	H Mariucci Arena	9456	Adam Hauser 0- 1- 0
10/10	Ohio State	W 4- 3	1- 1	H Mariucci Arena	9467	Willy Marvin 1- 0- 0
10/16	*Minnesota-Duluth	2- 2 T OT	1- 1- 1	H Mariucci Arena	9791	Willy Marvin 1- 0- 1
10/17	*Minnesota-Duluth	W 3- 1	2- 1- 1	H Mariucci Arena	9787	Adam Hauser 1- 1- 0
10/23	*St. Cloud State	W 3- 0	3- 1- 1	H Mariucci Arena	9790	Adam Hauser 2- 1- 0
10/24	*St. Cloud State	5- 6 L	3- 2- 1	A St. Cloud, Minn.	7051	Willy Marvin 1- 1- 1
10/30	*Wisconsin	W 3- 2	4- 2- 1	A Madison, Wis.	13057	Adam Hauser 3- 1- 0
10/31	*Wisconsin	W 3- 2	5- 2- 1	A Madison, Wis.	14059	Adam Hauser 4- 1- 0
11/ 6	*Colorado College	1- 7 L	5- 3- 1	H Mariucci Arena	9776	Adam Hauser 4- 2- 0
11/ 7	*Colorado College	1- 6 L	5- 4- 1	H Mariucci Arena	9841	Adam Hauser 4- 3- 0
11/13	*North Dakota	4- 4 T OT	5- 4- 2	H Mariucci Arena	9860	Adam Hauser 4- 3- 1
11/14	*North Dakota	3- 5 L	5- 5- 2	H Mariucci Arena	9908	Adam Hauser 4- 4- 1
11/20	*Alaska-Anchorage	3- 5 L	5- 6- 2	A Anchorage, Alaska	3882	Adam Hauser 4- 5- 1
11/21	*Alaska-Anchorage	W 4- 1	6- 6- 2	A Anchorage, Alaska	4733	Adam Hauser 5- 5- 1
11/27	Michigan	2- 3 L	6- 7- 2	H Mariucci Arena	9822	Adam Hauser 5- 6- 1
11/29	Michigan State	W 2- 1	7- 7- 2	H Mariucci Arena	9563	Adam Hauser 6- 6- 1

*-WCHA Game

Record	W	L	T	Pct	Attendance #	Total	Avg
All Games	7	7	2	.500	Home	11 107061	9733
WCHA	5	5	2	.500	Away	5 42782	8556
Home	4	5	2	.455	Neutral	0 0	0
Away	3	2	0	.600	Total	16 149843	9365
Neutral	0	0	0	.000			
Ahead After 1 Period	4	1	1	.750			
Behind After 1 Period	0	4	1	.100			
Tied After 1 Period	3	2	0	.600			
Ahead After 2 Periods	5	0	1	.917			
Behind After 2 Periods	0	5	1	.083			
Tied After 2 Periods	2	2	0	.500			
Score First	6	4	1	.591			
Do Not Score First	1	3	1	.300			
Overtime Games	0	0	2	.500			

University of Minnesota
1998-99 Men's Ice Hockey Statistics
Record: 7- 7- 2/ 5- 5- 2 WCHA

Golden Gophers	GP/ GS	G	A	Pts	+/-	Sht	Sht %	Pen/	Min	PP	SH	EN	GW	GT	HT
Wyatt Smith	16/ 8	9	9	18	-3	49	18.4	7/	14	4	1	0	2	0	0
Reggie Berg	16/ 12	7	10	17	0	80	8.8	11/	22	0	1	0	1	1	0
Dave Spehar	16/ 3	5	10	15	-2	43	11.6	12/	24	5	0	0	1	0	0
Jordan Leopold	16/ 13	5	8	13	2	37	13.5	3/	6	1	0	0	0	0	0
Erik Westrum	15/ 3	3	4	7	-4	37	8.1	7/	25	2	0	0	1	0	0
Dylan Mills	16/ 6	2	5	7	2	23	8.7	8/	16	1	0	0	0	0	0
Mike Anderson	16/ 2	2	5	7	-3	42	4.8	13/	26	0	1	0	0	0	0
Aaron Miskovich	16/ 7	5	1	6	-4	42	11.9	5/	10	0	1	0	2	0	0
Nate Miller	16/ 10	4	2	6	-9	32	12.5	10/	28	2	0	0	0	0	0
Erik Wendell	14/ 2	2	2	4	3	9	22.2	8/	16	0	0	0	0	0	0
Nick Angell	10/ 2	0	4	4	-6	12	0.0	3/	9	0	0	0	0	0	0
John Pohl	15/ 0	1	2	3	-6	11	9.1	1/	2	0	0	0	0	0	0
Mike Lyons	16/ 2	0	3	3	-7	20	0.0	9/	26	0	0	0	0	0	0
Doug Meyer	13/ 0	1	1	2	-2	10	10.0	5/	10	0	0	0	0	0	0
Brad Timmons	4/ 0	0	2	2	2	1	0.0	0/	0	0	0	0	0	0	0
Bill Kohn	16/ 9	0	2	2	-6	23	0.0	12/	35	0	0	0	0	0	0
Matt Leimbek	9/ 0	0	2	2	1	10	0.0	2/	4	0	0	0	0	0	0
Rico Pagel	8/ 1	0	2	2	3	14	0.0	2/	4	0	0	0	0	0	0
Stuart Senden	14/ 0	1	0	1	0	13	7.7	2/	4	0	0	0	0	0	0
Pat O'Leary	6/ 0	0	1	1	-3	4	0.0	2/	4	0	0	0	0	0	0
Ryan Trebil	9/ 0	0	1	1	-4	6	0.0	7/	14	0	0	0	0	0	0
Mark Nenovich	9/ 0	0	0	0	3	6	0.0	6/	12	0	0	0	0	0	0
Adam Hauser	13/ 13	0	0	0	0	0	0.0	1/	2	0	0	0	0	0	0
Cory Miller	2/ 0	0	0	0	0	6	0.0	3/	6	0	0	0	0	0	0
Willy Marvin	4/ 3	0	0	0	0	0	0.0	0/	0	0	0	0	0	0	0
Team	2/ 0	0	0	0	0	0	0.0	0/	0	0	0	0	0	0	0
Golden Gophers	16/ 16	47	76	123		530	8.9	141/	323	15	4	0	7	1	0
Opponents	16/ 16	54	83	137		437	12.4	147/	329	14	0	2	7	1	1

Bench Penalties: Golden Gophers 2 (4 Minutes); Opponents 1 (2 Minutes)
Power Play: Golden Gophers 15/90 (16.7%); Opponents 14/87 (16.1%);

Goaltending Statistics

Golden Gophers	GP/ GS	Min	GAA	W	L	T	ENG	Sho	GA	Sv	Sv %
Adam Hauser	13/ 13	767:32	3.13	6	6	1	0	1	40	303	.883
Willy Marvin	4/ 3	198:58	3.62	1	1	1	0	0	12	80	.870
Golden Gophers	16/ 16	966:30	3.23	7	7	2	2	1	52	383	.880
Opponents	16/ 16	966:14	2.92	7	7	2	0	0	47	483	.911

Statistics by Period

Goals	1	2	3	OT	Tot	Penalties	1	2	3	OT	Tot
Golden Gophers	14	18	15	0	47	Golden Gophers	39	48	53	1	141
Opponents	18	17	19	0	54	Opponents	39	48	58	2	147
Shots	1	2	3	OT	Tot	Penalty Minutes	1	2	3	OT	Tot
Golden Gophers	159	183	182	6	530	Golden Gophers	89	96	136	2	323
Opponents	139	151	137	8	435	Opponents	89	104	132	4	329

University of Minnesota
1998-99 Men's Ice Hockey Statistics
WCHA Games Only

Golden Gophers	GP/ GS	G	A	Pts	+/-	Sht	Sht %	Pen/	Min	PP	SH	EN	GW	GT	HT
Wyatt Smith	12/ 5	7	6	13	-2	33	21.2	5/	10	3	1	0	1	0	0
Reggie Berg	12/ 9	5	8	13	0	51	9.8	9/	18	0	1	0	1	1	0
Dave Spehar	12/ 1	4	8	12	-3	38	10.5	10/	20	4	0	0	1	0	0
Jordan Leopold	12/ 9	3	6	9	1	26	11.5	3/	6	1	0	0	0	0	0
Dylan Mills	12/ 4	2	4	6	1	19	10.5	5/	10	1	0	0	0	0	0
Erik Westrum	11/ 3	2	3	5	-5	25	8.0	7/	25	2	0	0	1	0	0
Aaron Miskovich	12/ 6	3	1	4	-4	34	8.8	3/	6	0	1	0	1	0	0
Nate Miller	12/ 9	3	1	4	-9	26	11.5	9/	18	2	0	0	0	0	0
Erik Wendell	11/ 1	2	2	4	2	6	33.3	6/	12	0	0	0	0	0	0
Mike Anderson	12/ 2	1	3	4	-5	34	2.9	7/	14	0	0	0	0	0	0
Nick Angell	8/ 2	0	4	4	-6	10	0.0	3/	9	0	0	0	0	0	0
Mike Lyons	12/ 2	0	3	3	-7	12	0.0	6/	12	0	0	0	0	0	0
Doug Meyer	10/ 0	1	1	2	-2	8	12.5	5/	10	0	0	0	0	0	0
Matt Leimbek	7/ 0	0	2	2	1	7	0.0	1/	2	0	0	0	0	0	0
John Pohl	11/ 0	1	0	1	-7	9	11.1	1/	2	0	0	0	0	0	0
Stuart Senden	11/ 0	1	0	1	-1	10	10.0	1/	2	0	0	0	0	0	0
Brad Timmons	2/ 0	0	1	1	1	0	0.0	0/	0	0	0	0	0	0	0
Bill Kohn	12/ 7	0	1	1	-4	17	0.0	8/	27	0	0	0	0	0	0
Rico Pagel	4/ 0	0	1	1	2	4	0.0	1/	2	0	0	0	0	0	0
Pat O'Leary	5/ 0	0	1	1	-3	3	0.0	1/	2	0	0	0	0	0	0
Ryan Trebil	9/ 0	0	1	1	-4	6	0.0	7/	14	0	0	0	0	0	0
Mark Nenovich	6/ 0	0	0	0	1	3	0.0	4/	8	0	0	0	0	0	0
Adam Hauser	10/ 10	0	0	0	0	0	0.0	1/	2	0	0	0	0	0	0
Cory Miller	1/ 0	0	0	0	0	2	0.0	2/	4	0	0	0	0	0	0
Willy Marvin	3/ 2	0	0	0	0	0	0.0	0/	0	0	0	0	0	0	0
Team	2/ 0	0	0	0	0	0	0.0	0/	0	0	0	0	0	0	0
Golden Gophers	12/ 12	35	57	92		383	9.1	107/	239	13	3	0	5	1	0
Opponents	12/ 12	41	67	108		337	12.2	107/	225	9	0	2	5	1	1

Bench Penalties: Golden Gophers 2 (4 Minutes); Opponents 1 (2 Minutes)
Power Play: Golden Gophers 13/64 (20.3%); Opponents 9/66 (13.6%);

Goaltending Statistics

Golden Gophers	GP/ GS	Min	GAA	W	L	T	ENG	Sho	GA	Sv	Sv %
Adam Hauser	10/ 10	589:52	3.05	5	4	1	0	1	30	236	.887
Willy Marvin	3/ 2	138:58	3.89	0	1	1	0	0	9	60	.870
Golden Gophers	12/ 12	728:50	3.21	5	5	2	2	1	39	296	.884
Opponents	12/ 12	727:06	2.89	5	5	2	0	0	35	348	.909

Statistics by Period

Goals	1	2	3	OT	Tot	Penalties	1	2	3	OT	Tot
Golden Gophers	11	13	11	0	35	Golden Gophers	30	39	37	1	107
Opponents	15	12	14	0	41	Opponents	30	39	36	2	107
Shots	1	2	3	OT	Tot	Penalty Minutes	1	2	3	OT	Tot
Golden Gophers	114	132	131	6	383	Golden Gophers	71	78	88	2	239
Opponents	109	111	107	8	335	Opponents	71	78	72	4	225

GOLDEN GOPHER HOCKEY

Weekly Release & Notes/December 21, 1998



1998-99 SCHEDULE/RESULTS

Oct. 9	#ST. LAWRENCE	L 4-6
Oct. 10	#OHIO STATE	W 4-3
Oct. 16	MINNESOTA-DULUTH	T 2-2
Oct. 17	MINNESOTA-DULUTH	W 3-1
Oct. 23	ST. CLOUD STATE	W 3-0
Oct. 24	@ St. Cloud State	L 5-6
Oct. 30	@ Wisconsin	W 3-2
Oct. 31	@ Wisconsin	W 3-2
Nov. 6	COLORADO COLLEGE	L 1-7
Nov. 7	COLORADO COLLEGE	L 1-6
Nov. 13	NORTH DAKOTA	T 4-4
Nov. 14	NORTH DAKOTA	L 3-5
Nov. 20	@ Alaska-Anchorage	L 3-5
Nov. 21	@ Alaska-Anchorage	W 4-1
Nov. 27	#MICHIGAN	L 2-3
Nov. 29	#MICHIGAN STATE	W 2-1
Dec. 27	#PRINCETON	7:05 p.m.
Dec. 28	#OHIO STATE/BOSTON U.	4/7 p.m.
Dec. 30	*SWEDEN	7:05 p.m.
Jan. 2	#@ Boston College	12:05 p.m.
Jan. 3	#@ Boston College	12:05 p.m.
Jan. 9	@ Denver (World Arena)	8:05 p.m.
Jan. 10	@ Denver (McNichols)	8:05 p.m.
Jan. 15	#MINNESOTA STATE-MANKATO	7:05 p.m.
Jan. 16	#MINNESOTA STATE-MANKATO	7:05 p.m.
Jan. 22	@ North Dakota	7:35 p.m.
Jan. 23	@ North Dakota	7:35 p.m.
Jan. 29	MICHIGAN TECH	7:05 p.m.
Jan. 30	MICHIGAN TECH	7:05 p.m.
Feb. 5	@ Colorado College	8:35 p.m.
Feb. 6	@ Colorado College	8:05 p.m.
Feb. 13	ALASKA-ANCHORAGE	2:05 p.m.
Feb. 14	ALASKA-ANCHORAGE	2:05 p.m.
Feb. 19	@ St. Cloud State	7:35 p.m.
Feb. 20	ST. CLOUD STATE	7:05 p.m.
Feb. 26	@ Minnesota-Duluth	7:05 p.m.
Feb. 27	@ Minnesota-Duluth	7:05 p.m.
March 5	WISCONSIN	7:05 p.m.
March 6	WISCONSIN	7:05 p.m.
March 12-14	WCHA First Round Playoffs	TBA
March 18-20	WCHA Final Five	Target Center
March 25-27	NCAA Regionals	Madison/Worcester
April 1-3	NCAA Championships	

*-Exhibition game
#-Nonconference game

THIS WEEKEND
PRINCETON (7-2-1, 5-0-1) AT MINNESOTA (7-7-2, 5-5-2)
NEW DODGE/MARIUCCI CLASSIC
MARIUCCI ARENA/MINNEAPOLIS, MINN.
SUNDAY, DECEMBER 27 7:05 P.M. CST (MSC, KSTP-AM 1500)

Series Information

Minnesota leads 6-1-0
 First meeting - 1/27/36, MN 3-1
 Last meeting - 1/3/82, MN 5-4
 Minnesota's longest win streak - 5
 Princeton's longest win streak - 1
 Current streak - Minnesota has won last five
 At Minnesota - Minnesota leads 5-1-0

Team Comparisons

Minnesota	PP	Princeton
15/90 (.167)		11/56 (.196)
73/87 (.839)	PK	46/61 (.754)
4-5-1 (.450)	Last 10 games	7-2-1 (.750)
2.94	Goals/Game	3.60
3.38	Goals Allowed/Game	3.10
33.13	Shots On Goal/Game	27.80

Series Notes: Six of the seven meetings between the two programs have been in Minneapolis • Minnesota has outscored Princeton 40-15 in the seven games • Princeton's lone win was a 4-3 win on 1/29/36

Last Time vs. Princeton: The Golden Gophers swept the Tigers (7-1, 5-4) in a series at the old Mariucci Arena on 1/2-3/82 • forward Butsy Erickson scored five goals in the sweep • the Golden Gophers outnumbered the Tigers 7-1 in the second period of the two games • 10 of the 12 goals scored by Minnesota were five-on-five tallies

Career Scoring vs. Princeton: No Golden Gopher has played against the Tigers, but current Associate Head Coach Mike Guentzel contributed an assist in the 1/2/82 game vs. PU

mariucci classic history

1991-92	Bowling Green 5, Boston College 3 Minnesota 5, Providence 2 3rd - Providence 5, Boston College 3 <i>Champ</i> - Minnesota 6, Bowling Green 5 (ot)
1992-93	St. Lawrence 7, Ill.-Chicago 1 Ferris State 6, Minnesota 4 3rd - Ill.-Chicago 3, Minnesota 2 <i>Champ</i> - Ferris State 6, St. Lawrence 4
1993-94	Lake Superior State 2, Maine 1 Minnesota 5, Cornell 2 3rd - Maine 4, Cornell 1 <i>Champ</i> - Lake Superior State 4, Minnesota 3 (ot)
1994-95	Minnesota 6, Yale 2 Boston University 5, Western Michigan 2 3rd - Western Michigan 5, Yale 2 <i>Champ</i> - Boston University 4, Minnesota 3 (ot)
1995-96	Bowling Green 3, New Hampshire 2 Minnesota 5, Harvard 2 3rd - New Hampshire 8, Harvard 3 <i>Champ</i> - Minnesota 3, Bowling Green 2
1996-97	Miami 3, Clarkson 0 Minnesota 4, Boston College 2 3rd - Clarkson 7, Boston College 4 <i>Champ</i> - Minnesota 7, Miami 4
1997-98	Northeastern 4, Notre Dame 2 Minnesota 6, Brown 3 3rd - Notre Dame 5, Brown 1 <i>Champ</i> - Northeastern 4, Minnesota 2

All-Tournament Teams

1991-92	G-Angelo Libertucci (BGU), D-Travis Richards (MN), Rob Gaudreau (P), F-Trent Klatt (MN), Larry Olimb (MN), Martin Jiranek (BGU), MVP-Olimb
1992-93	G-Pat Mazzoli (FSU), D-Daryl Filippek (FSU), Dan Chaput (FSU), F-Mike May (FSU), Brian McCarthy (SLU), Joe Dzedzic (MN), MVP-Mazzoli
1993-94	G-Blaine Lacher (LSSU), D-Jason Weinrich (ME), Chris McAlpine (MN), F-Jeff Nielsen (MN), Tony Bianchi (MN), Kurt Miller (LSSU), MVP-Miller
1994-95	G-Brian Renfrew (WMU), D-Dan Trebil (MN), Rich Brennan (BU), F-Ryan Kraft (MN), Brian Bonin (MN), Chris O'Sullivan (BU), MVP-O'Sullivan
1995-96	G-Steve DeBus (MN), D-Mike Crowley (MN), Todd Hall (UNH), Eric Nickulas (UNH), Brian Bonin (MN), Brad Holzinger (BGU), MVP-DeBus
1996-97	G-Steve DeBus (MN), D-Mike Crowley (MN), Josh Harrold (MIA), F-Tim Leahy (MIA), Todd White (C), Casey Hankinson (MN), MVP-Hankinson
1997-98	G-Marc Robitaille (NE), D-Mike Jozefowicz (NE), Aaron Toews (NE), F-Casey Hankinson (MN), Brian Urick (UND), Roger Holeczy (NE), MVP-Robitaille

MARIUCCI CLASSIC NOTES

Northern Michigan, Harvard, and UMass-Lowell will join the Golden Gophers in next season's Mariucci Classic • Minnesota has won three of the seven titles • Casey Hankinson (5-5--10) is the tournament's all-time leading scorer • the seven championship games have been decided by a total of 11 goals • two champions (Boston Univ. - 1994-95; Lake Superior State - 1993-94) have gone on to win NCAA titles in the same season as their Mariucci Classic championships

CONFERENCE RECORDS	League	W-L	1st	2nd	3rd	4th
	WCHA	9-5	3	3	0	1
	CCHA	10-6	2	3	3	0
	HE	7-7	2	0	3	2
	ECAC	2-10	0	1	1	4

LAST WEEKEND

Princeton: The Tigers dropped a 4-3 decision to Northeastern on Sunday. The Tigers have won four of their last five games.

Ohio State: The Buckeyes have been away from competition since sweeping Notre Dame (4-3, 4-1) on Dec. 4-5 in Columbus. OSU has won seven of its last eight contests.

Boston University: The Terriers have been idle since a two-game sweep of UMass-Lowell (5-3, 4-3) on Dec. 11-12. BU has won its last five contests.

The Last Time

Minnesota Swept A Road Series:

October 30-31, 1998 @ Wisconsin (3-2, 3-2)

Minnesota Was Swept In A Road Series:

February 27-28, 1998 @ Colorado College (4-3, 9-6)

Minnesota Swept A Home Series:

February 20-21, 1998 vs. Alaska-Anchorage (3-0, 4-2)

Minnesota Was Swept In A Home Series:

November 6-7, 1998 vs. Colorado College (7-1, 6-1)

Minnesota Shut Out An Opponent:

October 23, 1998 vs. St. Cloud State (Adam Hauser, 3-0)

An Opponent Shut Out Minnesota:

March 4, 1995 @ St. Cloud State (Brian Leitza, 3-0)

Minnesota Player Scored A Hat Trick:

March 6, 1998 @ St. Cloud State (Reggie Berg, 6-2 Minnesota win)

Minnesota Player Scored A Natural Hat Trick:

December 30, 1994 @ Mariucci Arena vs. Yale (Ryan Kraft, 6-2 Minnesota win)

An Opponent Scored A Hat Trick:

March 13, 1998 @ Minnesota-Duluth (Jeff Scissons, 7-3 Minnesota loss)

Minnesota Player Scored Four Goals In A Game:

February 28, 1998 (Wyatt Smith, 9-6 Minnesota loss)

Minnesota Won When Trailing After Two Periods:

March 14, 1997 vs. St. Cloud State at WCHA Final Five (5-4 Minnesota overtime win/trailing 4-3 heading into third period)

Minnesota Had 50 or More Shots On Goal In A Game:

October 9, 1998 vs. St. Lawrence in Icebreaker Invitational (50 shots, 6-4 Minnesota loss)

Opponent Had 50 or More Shots On Goal In A Game:

January 31, 1997 @ North Dakota (51 shots, 6-4 Minnesota loss)

Minnesota Player Scored A Shorthanded Goal:

November 29, 1998 vs. Michigan State (Mike Anderson, second period, 2-1 Minnesota win)

Minnesota Won In Overtime:

March 14, 1997 vs. St. Cloud State at WCHA Final Five (5-4)

Minnesota Lost In Overtime:

March 15, 1998 @ Minnesota-Duluth (5-4)

Minnesota Tied In Overtime:

November 13, 1998 vs. North Dakota (4-4)

Minnesota Scored 10 Goals Or More In A Game:

November 9, 1996 vs. North Dakota (10-6 Minnesota win)

Opponent Scored 10 Goals Or More In A Game:

January 30, 1993 @ Michigan Tech (10-2 Minnesota loss)

Team Notes

☞ After not playing a game in 27 days, Minnesota will now play five games in the next eight days (including the exhibition game against Sweden)

☞ The Golden Gophers have averaged just under five games per season in the month of December over the past seven years (33 total games)

☞ Minnesota has equal or fewer penalties than its opponent in 11 of 16 games, including eight of 10 home contests, this season

☞ The Golden Gophers have won their last 11 games against ECAC opponents - the last Minnesota loss to a member of the ECAC was its 4-3 overtime setback to Harvard in the NCAA Championship game on 4/1/89

☞ After having forwards score 70 straight goals dating back to the end of last season, the Golden Gophers have now received seven goals from defensemen in their last six games (Leopold-5, Mills-2)

☞ Minnesota has the same total amount of penalties as its opponents in the first period (39) and the second period (48) this season, and has the same power play percentage in wins (7-for-46, .152) and losses (5-for-33, .152)

☞ Minnesota has outscored its opponents 8-2 in the first period of wins, but has been outnumbered 16-6 in the first frame of losses and ties

☞ The Golden Gophers have not been shutout in their last 148 games, while blanking their opponents on 14 occasions in that time span

☞ Minnesota ranks fourth in the WCHA on the power-play and second in the league in penalty-kill percentage

☞ Minnesota is an efficient 7-for-26 (.269) with the man advantage on the road - the Golden Gophers are 8-for-64 (.125) on the power play at Mariucci Arena

Minnesota's Record When In 1998-99

Overall Record	7-7-2
WCHA Record	5-5-2
Home Record	4-5-2
Road Record	3-2-0
Neutral Site Record	0-0-0
Last 20 Games (dating back to 1997-98)	9-9-2
Last 10 Games	4-5-1
Last 5 Games	2-3-0

Power Play	15 of 90 (.167)
Penalty Kill	73 of 87 (.839)
Scoring A Power-Play Goal	5-3-2
Not Scoring A Power-Play Goal	2-4-0
Allowing A Power-Play Goal	4-6-1
Not Allowing A Power-Play Goal	3-1-1
Scoring A Short-Handed Goal	2-2-0
Allowing A Short-Handed Goal	0-0-0

Penalties/Avg. Per Game	141/8.8
Penalty Minutes/Avg. Per Game	323/20.2
10 Or More Penalties	3-0-1
Fewer Than 10 Penalties	4-7-1
More Penalties Than Opponent	1-3-1
Fewer Penalties Than Opponent	6-2-1
Same Amount Of Penalties	0-2-0

In One-Goal Games	4-2-0
In Two-Goal Games	1-3-0
In Three-Goal or More Games	2-2-0
In Overtime Games	0-0-2
Scoring 4 or More Goals	2-2-1
Scoring 3 or Fewer Goals	5-5-1
Scoring 3 or More Goals	6-4-1
Scoring 2 or Fewer Goals	1-3-1
Allowing 4 or More Goals	0-6-1
Allowing 3 or Fewer Goals	7-1-1

Scoring First Goal Of Game	6-4-1
Opponents Score First	1-3-1
Leading After One Period	5-1-0
Trailing After One Period	0-4-1
Tied After One Period	2-2-1
Scoring First Goal Of Second Period	5-2-1
Leading After Two Periods	5-0-1
Trailing After Two Periods	0-5-1
Tied After Two Periods	2-2-0
Scoring First Goal Of Third Period	3-2-0

Having 10-19 Shots On Goal	0-0-0
Having 20-29 Shots On Goal	3-2-0
Having 30-39 Shots On Goal	3-4-1
Having 40 or More Shots On Goal	1-1-1
Allowing Fewer Than 10 Shots On Goal	0-0-0
Allowing 10-19 Shots On Goal	1-0-0
Allowing 20-29 Shots On Goal	5-6-0
Allowing 30-39 Shots On Goal	1-1-2
Allowing 40 or More Shots On Goal	0-0-0
Outshooting Opponent	5-5-1
Opponent Outshoots Minnesota	2-2-1
Shots Are Even	0-0-0

October	5-2-1
November	2-5-1
December	0-0-0
January	0-0-0
February	0-0-0
March	0-0-0
Fridays	2-4-2
Saturdays	5-3-0
Series Record	2-2-2
Games Following A Win	2-3-1
Games Following A Loss	4-2-1
Games Following A Tie	1-1-0

Leading Scorers In Classic By Season

1997-98 - Casey Hankinson 3-2--5
1996-97 - Reggie Berg (MN) 2-2--4
1995-96 - Three players with 2-1--3
1994-95 - Brian Bonin (MN) 2-3--5
1993-94 - Jeff Nielsen (MN) 2-3--5
1992-93 - Joe Dzedzic (MN) and Mike May (ISU) 2-1--3
1991-92 - Martin Jiracek (BGSU) 4-3--7

#1 Adam Hauser

Fr., 6-2, 195, Bovey, Minn.

- √ Has started 10 straight and 12 of the last 13 games in net
- √ Named WCHA Rookie of the Week after back-to-back road wins at Wisconsin on 10/30-31
- √ Has a 1.17 GAA and .955 saves percentage in his six wins and 4.86 GAA and .825 saves percentage in his six losses and a tie - has 3-1-0 record, 2.26 GAA and .917 saves percentage on the road this season compared with 3-5-1, 3.52, .868 at home

#3 Jordan Leopold

Fr., 6-0, 195, Robbinsdale, Minn.

- √ Will miss the Mariucci Classic and Minnesota's series on Jan. 2-3 at Boston College while he is with the U.S. National Junior Team in Manitoba, Canada
- √ Scored first two-goal game of his career with a pair of markers against Michigan on 11/27 - now has scored five goals in the last six games
- √ Third on the team in assists (8) and fourth in overall scoring (5-8--13)
- √ Has scored a point in 11 of his first 16 collegiate games
- √ Tied season-high with six shots on goal in the 3-2 loss against Michigan
- √ Leads Minnesota rookies in scoring
- √ Third among WCHA freshmen in scoring in conference games (3-6--9)

#4 Dylan Mills

So., 5-11, 212, Duluth, Minn.

- √ Leads the team with +4 in home games only

#7 Erik Westrum

So., 5-11, 187, Apple Valley, Minn.

- √ Has 2-1--3 in five road games and 1-3--4 in 11 home games this season
- √ Tied for sixth on the team in shots on goal (37), but did not have a shot on net in either game of the College Hockey Showcase

#10 Mike Anderson

Sr., 6-1, 202, Bloomington, Minn.

- √ Five of his seven points are in Golden Gopher wins (2-3--5)
- √ Is +5 in Minnesota's seven wins and -8 in the team's seven losses
- √ Scored a point in both games of the CHS, the

first time this season he has notched a point in both games of a weekend set

#11 Erik Wendell

Fr., 6-1, 196, Maple Grove, Minn.

- √ Tied for the team lead with a +3
- √ Scored three of his four points at home

#17 Wyatt Smith

Sr., 5-11, 205, Warroad, Minn.

- √ Scored a point in 11 of the last 12 games and 14 of the 16 games on the season
- √ Tallied a goal in three of the last four and four of the last six games
- √ Minnesota is 3-0-1 in his four multiple-point games this season
- √ Leads the team in goals (9) and total points (9-9--18)
- √ Second on the team in shots on goal (49)
- √ Tied for 12th in league games (7-6--13) and tied for eighth overall in the WCHA scoring race (9-9--18)
- √ Has 12 points (6-6--12) in 11 home games and six points (3-3--6) in five road contests
- √ Only Golden Gopher averaging more than one point a game at home (6-6--12, 11 games), and one of four players averaging more than one point a game on the road (4-4--8, five games)
- √ Has four PPG, two GWG, and one SHG
- √ Second on the team by scoring on 18.4 percent of his shots on goal

#19 Reggie Berg

Sr., 5-11, 185, Anoka, Minn.

- √ Second on the team in scoring (7-10--17) and tied for the team lead in assists
- √ Leads the team in shots on goal with 80 in 16 games - no other Golden Gopher has more than 49 shots on goal this season
- √ Has 4-9--13 in Minnesota's seven wins and two ties and 3-1--4 in the team's seven losses
- √ Minnesota is 28-2-1 in his career when Berg scores more than one point in a game
- √ Has 18-17--35 in Minnesota's last 24 wins
- √ Tied for 11th overall in the WCHA in scoring (7-10--17)
- √ Total of 14 shots on goal in each of the last two series (UAA and CHS)
- √ Included in his tallies are one shorthanded, one game winner, and one game-tying goal
- √ Held without a point in the CHS series - just

the second time in the last three seasons that he has not scored a point in a series; the other time was earlier this season against Colorado College

#21 Mike Lyons

Jr., 6-0, 205, St. Paul, Minn.

- √ Is -7 on the season, but +3 in Minnesota wins

#24 Bill Kohn

Sr., 6-0, 196, Roseville, Minn.

- √ Has played in 94 of the team's last 98 games
- √ Serves as the team's alternate captain

#27 Aaron Miskovich

So., 5-11, 188, Grand Rapids, Minn.

- √ Just one shot on goal in the College Hockey Showcase
- √ Has two of Minnesota's seven game-winning goals this season
- √ Tied for third on the team in goals (5), with all markers at home (0-0--0 in five road games/5-1--6 in 11 home games)

#33 Dave Spehar

Jr., 5-7, 171, Duluth, Minn.

- √ Third on the team in scoring (5-10--15)
- √ Second on the team in penalties (12)
- √ Tied for third on the team in goals (5) - all of which have come on the power play
- √ Tied for the WCHA lead in power-play goals (5) in conference games only
- √ Has more goals on the road in five games (3) than at home in 11 games (2)
- √ Tied for 15th in the WCHA in scoring in league games (4-8--12)
- √ Has not scored a goal in the last eight games, the longest goal-scoring drought of his career

Minnesota Active Players Scoring In The Mariucci Classic

Player (games)	G-A-PTS
Dave Spehar (4)	3-4-7
Reggie Berg (4)	3-2-5
Wyatt Smith (4)	1-3-4
Bill Kohn (4)	0-4-4
Nate Miller (4)	1-2-3
Mike Lyons (6)	1-0-1
Cory Miller (4)	1-0-1
Matt Leimbek (2)	0-1-1
Mike Anderson (6)	0-1-1

Minnesota Christmas Records Last 10 Seasons

Year	Record
1998-99	7-7-2
1997-98	4-12-0
& 1996-97	10-6-0
#1995-96	13-3-2
\$1994-95	10-5-1
\$#1993-94	6-7-3
#1992-93	7-3-4
& 1991-92	11-7-0
1990-91	15-2-3
1989-90	11-6-2

\$ - Final Four seasons
& - WCHA regular season championship
- WCHA playoff championship

DID YOU KNOW ...

Minnesota is 66-19-0 (.776) against teams currently in the ECAC • excluding the Colorado College series, Minnesota's other 14 games this season have been decided by a total of 20 goals • Jordan Leopold became the fourth different Golden Gopher to score two goals in a game this season with a pair of markers • Leopold, Berg, and Smith combined for 28 of Minnesota's 51 shots on goal in the College Hockey Showcase • the Golden Gophers have five players averaging over a point a game on the road and one player (Smith - 6-6--12) averaging one or more point a game at home • Minnesota is 12-3-0 (.800) on Dec. 27 and 16-4-1 (.786) on Dec. 28 in school history • Mike Anderson will celebrate his 22nd birthday on Christmas Eve • Minnesota is 68-20-3 (.764) in its last 91 games when scoring first, but have lost four of its last six games when scoring first • on the season, the Golden Gophers have netted 16 of their 47 goals in the first three or final three minutes of a period • Minnesota is 1-16-1 (.083) the last two seasons when trailing after one period • the Golden Gophers have been outnumbered 13-7 in the first period and 14-8 in the third period of home games this season, but have outscored opponents 7-5 in the first period and 6-5 in the third period of road games this season • five of Minnesota's last six games have been either a tie, one-goal game, or two-goal game with an empty-net tally • Minnesota is 2-for-16 (.125) this season in its first power-play opportunity of the game • Reggie Berg (61-66--127) is 23 points away from becoming the 23rd player in school history to join the career 150-point club • a total of seven Golden Gophers have been drafted by NHL organizations. A listing of players drafted and the respective organization follows: Mike Anderson--Washington; Reggie Berg--Toronto; Aaron Miskovich--Colorado; Pat O'Leary--Phoenix; John Pohl--St. Louis; Wyatt Smith--Phoenix; Erik Westrum--Phoenix

1998-99 WCHA STANDINGS

Team (Overall Record, win %)	GP	W	L	T	Pts	GF	GA	GDif
North Dakota (12-1-1, .893)	12	10	1	1	21	57	33	+24
Colorado College (13-3-0, .813)	12	9	3	0	18	55	35	+20
Minnesota (7-7-2, .500)	12	5	5	2	12	35	41	-6
Alaska-Anchorage (8-8-2, .500)	12	5	5	2	12	27	31	-4
Wisconsin (5-8-2, .400)	12	5	6	1	11	26	30	-4
Denver (7-7-0, .500)	12	5	7	0	10	42	43	-1
St. Cloud State (7-8-1, .469)	12	5	7	0	10	41	44	-3
Michigan Tech (4-11-1, .281)	12	4	8	0	8	25	40	-15
Minnesota-Duluth (3-11-2, .250)	12	2	8	2	6	23	34	-11

This Week In The WCHA

Saturday, December 26
Michigan Tech vs. Michigan (GLI)

Sunday, December 27
Michigan Tech @ Great Lakes Invite
Princeton @ Minnesota (MC)
Yale @ Wisconsin (Badger Showdown)
Boston College vs. Colorado College
Lake Superior State @ Denver

Monday, December 28
Minnesota @ Mariucci Classic
Wisconsin @ Badger Showdown
Colorado College & Denver @ Denver Cup

1998-99 season highs/lows

TEAM

MOST GOALS/GAME	(5) 10/24 @ St. Cloud State
LEAST GOALS/GAME	(1) two times, last 11/7 vs. Colorado College
MOST ASSISTS/GAME	(7) three times, last 11/21 @ Alaska-Anchorage
LEAST ASSISTS/GAME	(2) four times, last 11/29 vs. Michigan State
MOST GOALS AGAINST/GAME	(7) 11/6 vs. Colorado College
LEAST GOALS AGAINST/GAME	(0) 10/23 vs. St. Cloud State
MOST ASSISTS AGAINST/GAME	(13) 11/6 vs. Colorado College
LEAST ASSISTS AGAINST/GAME	(0) 10/23 vs. St. Cloud State
MOST GOALS/PERIOD	(3) four times, last 11/21 @ Alaska-Anchorage - first period
MOST GOALS AGAINST/PERIOD	(4) 11/7 vs. Colorado College - first period
MOST POWER PLAY GOALS/GAME	(3) 10/24 @ St. Cloud State
MOST POWER PLAY GOALS ALLOWED/GAME	(2) three times, last 11/7 vs. Colorado College
MOST SHOTS ON GOAL/GAME	(50) 10/9 vs. St. Lawrence
LEAST SHOTS ON GOAL/GAME	(20) 11/29 vs. Michigan State
MOST SHOTS AGAINST/GAME	(34) 11/14 vs. North Dakota
LEAST SHOTS AGAINST/GAME	(17) 10/17 vs. Minnesota-Duluth
MOST SHOTS ON GOAL/PERIOD	(22) 10/9 vs. St. Lawrence
MOST SHOTS AGAINST/PERIOD	(20) 11/13 vs. North Dakota - first period
MOST PENALTIES/GAME	(13) three times, last 11/29 vs. Michigan State
LEAST PENALTIES/GAME	(4) 10/9 vs. St. Lawrence
MOST PIM/GAME	(42) 11/29 vs. Michigan State
LEAST PIM/GAME	(8) 10/9 vs. St. Lawrence
MOST OPP. PENALTIES/GAME	(18) 10/30 @ Wisconsin
LEAST OPP. PENALTIES/GAME	(4) 11/21 @ Alaska-Anchorage
MOST OPP. PIM/GAME	(47) 10/30 @ Wisconsin
LEAST OPP. PIM/GAME	(8) 11/21 @ Alaska-Anchorage

Woog's Window

Minnesota Head Coach Doug Woog has produced unparalleled numbers as the man behind the Golden Gopher bench over the last 14 seasons. Entering Sunday's game, Woog has a career record of 381-175-33 (.675) overall and a WCHA mark of 275-121-31 (.680). Minnesota has appeared in the NCAA Tournament in 12 of Woog's 13 seasons and has finished first or second in the WCHA in 11 of his 13 campaigns. Among Woog's regular media appearances are: WCCO-AM (830) with Mike Max, Mondays and Fridays at 6:35 p.m. KSTP-AM (1500) with Pat Reusse and Joe Soucheray, Saturday mornings at 11 a.m., Thursday morning at 7:45 a.m., and the postgame show. KARE-TV (Ch. 11) Gopher Sports Extra on selected Saturdays at 11:05 p.m..

Here Comes January

The following chart illustrates Minnesota's record in the month of January in the 1990's

Season	January Record
1989-90	7-1-0
1990-91	7-2-0
1991-92	9-0-0
1992-93	2-7-1
1993-94	8-1-0
1994-95	3-4-1
1995-96	8-0-0
1996-97	6-3-0
1997-98	5-3-0
Total In '90's	55-21-2 (.718)

Best January Record: 1991-92 (9-0-0)
Worst January Record: 1934-35 (0-4-0)
Doug Woog In January: 79-32-5 (.703)

INDIVIDUAL

GOALS/GAME	(2) four times, last Jordan Leopold on 11/27 vs. Michigan
GOALS/PERIOD	(2) two times, last Nate Miller on 10/24 @ St. Cloud State - third period
ASSISTS/GAME	(3) Dave Spehar, 11/13 vs. North Dakota
ASSISTS/PERIOD	(2) five times, last Dave Spehar on 11/14 vs. North Dakota - second period
POINTS/GAME	(3) three times, last Dave Spehar on 11/13 vs. North Dakota
POINTS/PERIOD	(2) 13 times, last Miskovich and Spehar on 11/14 vs. North Dakota - second period
PENALTIES/GAME	(3) four times, last Mike Lyons and Mike Anderson, 11/29 vs. Michigan State
PIM/GAME	(15) two times, last Erik Westrum on 11/14 vs. North Dakota
SHOTS ON GOAL/GAME	(9) two times, last Reggie Berg, 11/20 @ Alaska-Anchorage
SAVES/GAME	(31) Willy Marvin, 10/16 vs. Minnesota-Duluth
+/- RATING/GAME	(+2) 17 times, last four players on 11/21 @ Alaska-Anchorage

quick stats by series

	IB	UMD	SCSU	@WIS	CC	UND	@UAA	SHOW	MAR	@BC	@DU	MSU	@UND	MTU	@CC	UAA	SCSU	@UMD	WIS	
Hauser	L 6g 18s	W 1g 16s	W 0g 26s	2W 4g 48s	2L 13g 37s	L T 8g 58s	W L 5g 51s	LW 4g 49s												
Nenovich	0-0-0	0-0-0	0-0-0	dnp	0-0-0	0-0-0	0-0-0	0-0-0												
Leopold	0-2-2	0-1-1	0-3-3	0-1-1	0-1-1	0-1-1	1-0-1	2-0-2	2-0-2											
Mills	0-0-0	0-1-1	0-1-1	0-0-0	0-0-0	2-0-2	0-2-2	0-1-1												
Trebil	dnp	0-0-0	0-0-0	0-0-0	0-0-0	0-1-1	0-0-0	dnp												
Timmons	0-1-1	dnp	dnp	dnp	dnp	dnp	0-1-1	0-0-0												
Westrum	1-0-1	0-1-1	0-1-1	2-0-2	0-0-0	0-1-1	0-0-0	0-1-1												
Pohl	0-1-1	0-0-0	0-0-0	1-0-1	0-0-0	0-0-0	0-0-0	0-0-0												
Anderson	0-1-1	0-2-2	1-0-1	0-1-1	0-0-0	0-0-0	0-0-0	0-0-0	1-1-2											
Wendell	0-0-0	0-0-0	1-0-1	0-0-0	1-1-2	0-0-0	0-1-1	0-0-0												
Meyer	0-0-0	0-0-0	0-0-0	0-0-0	0-0-0	0-0-0	1-1-2	0-0-0												
N. Miller	1-1-2	0-1-1	2-0-2	0-0-0	0-0-0	1-0-1	0-0-0	0-0-0												
C. Miller	0-0-0	0-0-0	dnp	dnp	dnp	dnp	dnp	dnp												
Senden	0-0-0	0-0-0	0-0-0	0-0-0	1-0-1	0-0-0	0-0-0	0-0-0												
Smith	1-2-3	2-0-2	2-0-2	0-2-2	0-1-1	1-2-3	2-1-3	1-1-2												
Berg	2-2-4	0-2-2	1-0-1	1-2-3	0-0-0	1-2-3	2-2-4	0-0-0												
Lyons	0-0-0	0-0-0	0-0-0	0-0-0	0-0-0	0-1-1	0-2-2	0-0-0												
Kohn	0-1-1	0-0-0	0-1-1	0-0-0	0-0-0	0-0-0	0-0-0	0-0-0												
O'Leary	0-0-0	0-0-0	0-0-0	0-0-0	0-1-1	dnp	dnp	dnp												
Angell	0-0-0	0-1-1	0-1-1	0-2-2	0-0-0	dnp	dnp	dnp												
Miskovich	2-0-2	2-0-2	0-0-0	0-0-0	0-0-0	1-1-2	0-0-0	0-0-0												
Leimbek	0-0-0	0-0-0	dnp	0-0-0	0-0-0	0-0-0	0-2-2	0-0-0												
Pagel	0-1-1	0-1-1	0-0-0	dnp	dnp	dnp	dnp	0-0-0												
Spehar	1-1-2	1-0-1	1-2-3	2-1-3	0-0-0	0-5-5	0-0-0	0-1-1												

multiple-point games

Player(games)	Last Time	Record
Berg (5)	11/21 @ UAA (1g, 1a)	3-1-1
Spehar (5)	11/14 vs. UND (2a)	1-3-1
Smith (4)	11/21 @ UAA (1g, 1a)	2-0-2
Leopold (2)	11/27 vs. MICH (2g)	0-2-0
N. Miller (2)	10/24 @ SCSU (2g)	1-1-0
Miskovich (2)	11/14 vs. UND (1g, 1a)	1-1-0
Anderson (1)	10/17 vs. UMD (2a)	1-0-0
Leimbek (1)	11/20 @ UAA (2a)	0-1-0
Mills (1)	11/21 @ UAA (2a)	1-0-0

gophers sign four to tenders during early signing period

Jeff Taffe is a 6'1 1/2", 155-pound left-handed shooting forward from Hastings High School in Hastings, Minn. Taffe was named to the first team All-State squad as a junior, scoring 37 goals and assisting on 29 others for a total of 66 points in 25 games. He is an all-conference performer in baseball as well as hockey, and carries a 3.0 grade-point average (B average).

Ben Tharp, a 5'11", 150-pound left-handed shooting defenseman from Hastings, Minn., was named to the third team All-State squad as a junior after netting seven goals and 33 assists for Hastings High School. Tharp also plays both baseball and hockey for the Raiders, and holds an impressive 3.8 grade-point average (A-minus average).

Dan Welch, a 5'10 1/2", 195-pound right-handed forward, is the third recruit from Hastings, Minn., to commit to the Golden Gophers during the early signing period. Welch, who along with Taffe and Tharp are coached by Dan's father Russ, was named first team All-State as a junior after accumulating 27 goals and 40 assists for 67 points. Welch is a three-sport star for the Raiders, lettering in football and baseball in addition to hockey. Like Taffe and Tharp, Welch is an all-conference and all-metro selection as well as a past member of the Minnesota Select 15, 16, and 17 teams. Welch has a 3.2 grade-point average (B-plus average) in the classroom.

Shawn Roed is a 5'7 1/2", 171-pound left-handed forward who is back in Minnesota this season after spending the 1997-98 campaign with the U.S. National Team. Roed played in 72 games last season, scoring 14 goals and assisting on 28 others for 42 points. Roed played with the U.S. National Team last season in several prestigious European tournaments along with current Golden Gophers Adam Hauser, Jordan Leopold, and Doug Meyer.

In The Training Room		
Player (injury)	Status	
Erik Day (knee)	out	(season)

wcha players of the week

OFFENSIVE PLAYER OF THE WEEK
October 19 Aaron Miskovich (vs.UMD)

ROOKIE OF THE WEEK
November 2 Adam Hauser (@WIS)

goal breakdown

	Last Wknd	Last 5 Gms	Season
5-on-5	2	9	25
6-on-5	0	0	1
4-on-4	0	1	2
PPG	1	2	15
SHG	1	2	4
ENG	0	0	0

Series Information vs. Ohio State

Minnesota leads 7-0-0
First meeting - 12/26/68, MN 10-1
Last meeting - 10/10/98, MN 4-3

Series Note: Minnesota has outscored Ohio State 43-15 in the seven games

Last Time vs. Buckeyes: Minnesota defeated Ohio State 4-3 in the third-place game of the Team Cheerios Icebreaker Cup in October • the Golden Gophers owned a 4-1 lead early in the second period

Career Scoring vs. Ohio State (one game):
Reggie Berg (1-2--3), Wyatt Smith (1-1--2), Nate Miller (1-1--2), Aaron Miskovich (1-0--1), Bill Kohn (0-1--1), Jordan Leopold (0-1--1), Rico Pagel (0-1--1)

Series Information vs. Boston University

Boston University leads 11-10-0
First meeting - 12/20/63, MN 4-2
Last meeting - 3/30/95, BU 7-3
Current streak - BU has won last three

Series Notes: The Terriers defeated the Golden Gophers 4-3 in overtime to claim the 1994-95 Mariucci Classic title • BU has won six of the last 10 meetings

Last Time vs. Terriers: BU ended Minnesota's NCAA title run by downing the Golden Gophers 7-3 in a national semifinal game at Providence Civic Center on 3/30/95 • Dan Trebil assisted on two Minnesota goals

Career Scoring vs. Boston University: No current Golden Gophers have faced BU

University of Minnesota
1998-99 Men's Ice Hockey Statistics
WCHA Games Only

Golden Gophers	GP/ GS	G	A	Pts	+/-	Sht	Sht %	Pen/	Min	PP	SH	EN	GW	GT	HT
Wyatt Smith	12/ 5	7	6	13	-2	33	21.2	5/ 10	3	1	0	1	0	0	
Reggie Berg	12/ 9	5	8	13	0	51	9.8	9/ 18	0	1	0	1	1	0	
Dave Spehar	12/ 1	4	8	12	-3	38	10.5	10/ 20	4	0	0	1	0	0	
Jordan Leopold	12/ 9	3	6	9	1	26	11.5	3/ 6	1	0	0	0	0	0	
Dylan Mills	12/ 4	2	4	6	1	19	10.5	5/ 10	1	0	0	0	0	0	
Erik Westrum	11/ 3	2	3	5	-5	25	8.0	7/ 25	2	0	0	1	0	0	
Aaron Miskovich	12/ 6	3	1	4	-4	34	8.8	3/ 6	0	1	0	1	0	0	
Nate Miller	12/ 9	3	1	4	-9	26	11.5	9/ 18	2	0	0	0	0	0	
Erik Wendell	11/ 1	2	2	4	2	6	33.3	6/ 12	0	0	0	0	0	0	
Mike Anderson	12/ 2	1	3	4	-5	34	2.9	7/ 14	0	0	0	0	0	0	
Nick Angell	8/ 2	0	4	4	-6	10	0.0	3/ 9	0	0	0	0	0	0	
Mike Lyons	12/ 2	0	3	3	-7	12	0.0	6/ 12	0	0	0	0	0	0	
Doug Meyer	10/ 0	1	1	2	-2	8	12.5	5/ 10	0	0	0	0	0	0	
Matt Leimbek	7/ 0	0	2	2	1	7	0.0	1/ 2	0	0	0	0	0	0	
John Pohl	11/ 0	1	0	1	-7	9	11.1	1/ 2	0	0	0	0	0	0	
Stuart Senden	11/ 0	1	0	1	-1	10	10.0	1/ 2	0	0	0	0	0	0	
Brad Timmons	2/ 0	0	1	1	1	0	0.0	0/ 0	0	0	0	0	0	0	
Bill Kohn	12/ 7	0	1	1	-4	17	0.0	8/ 27	0	0	0	0	0	0	
Rico Pagel	4/ 0	0	1	1	2	4	0.0	1/ 2	0	0	0	0	0	0	
Pat O'Leary	5/ 0	0	1	1	-3	3	0.0	1/ 2	0	0	0	0	0	0	
Ryan Trebil	9/ 0	0	1	1	-4	6	0.0	7/ 14	0	0	0	0	0	0	
Mark Nenovich	6/ 0	0	0	0	1	3	0.0	4/ 8	0	0	0	0	0	0	
Adam Hauser	10/ 10	0	0	0	0	0	0.0	1/ 2	0	0	0	0	0	0	
Cory Miller	1/ 0	0	0	0	0	2	0.0	2/ 4	0	0	0	0	0	0	
Willy Marvin	3/ 2	0	0	0	0	0	0.0	0/ 0	0	0	0	0	0	0	
Team	2/ 0	0	0	0	0	0	0.0	0/ 0	0	0	0	0	0	0	
Golden Gophers	12/ 12	35	57	92		383	9.1	107/ 239	13	3	0	5	1	0	
Opponents	12/ 12	41	67	108		337	12.2	107/ 225	9	0	2	5	1	1	

Bench Penalties: Golden Gophers 2 (4 Minutes); Opponents 1 (2 Minutes)
Power Play: Golden Gophers 13/64 (20.3%); Opponents 9/66 (13.6%);

Goaltending Statistics

Golden Gophers	GP/ GS	Min	GAA	W	L	T	ENG	Sho	GA	Sv	Sv %
Adam Hauser	10/ 10	589:52	3.05	5	4	1	0	1	30	236	.887
Willy Marvin	3/ 2	138:58	3.89	0	1	1	0	0	9	60	.870
Golden Gophers	12/ 12	728:50	3.21	5	5	2	2	1	39	296	.884
Opponents	12/ 12	727:06	2.89	5	5	2	0	0	35	348	.909

Statistics by Period

Goals	1	2	3	OT	Tot	Penalties	1	2	3	OT	Tot
Golden Gophers	11	13	11	0	35	Golden Gophers	30	39	37	1	107
Opponents	15	12	14	0	41	Opponents	30	39	36	2	107
Shots	1	2	3	OT	Tot	Penalty Minutes	1	2	3	OT	Tot
Golden Gophers	114	132	131	6	383	Golden Gophers	71	78	88	2	239
Opponents	109	111	107	8	335	Opponents	71	78	72	4	225

University of Minnesota
1998-99 Men's Ice Hockey Statistics
Record: 7- 7- 2/ 5- 5- 2 WCHA

Golden Gophers	GP/ GS	G	A	Pts	+/-	Sht	Sht %	Pen/	Min	PP	SH	EN	GW	GT	HT
Wyatt Smith	16/ 8	9	9	18	-3	49	18.4	7/	14	4	1	0	2	0	0
Reggie Berg	16/ 12	7	10	17	0	80	8.8	11/	22	0	1	0	1	1	0
Dave Spehar	16/ 3	5	10	15	-2	43	11.6	12/	24	5	0	0	1	0	0
Jordan Leopold	16/ 13	5	8	13	2	37	13.5	3/	6	1	0	0	0	0	0
Erik Westrum	15/ 3	3	4	7	-4	37	8.1	7/	25	2	0	0	1	0	0
Dylan Mills	16/ 6	2	5	7	2	23	8.7	8/	16	1	0	0	0	0	0
Mike Anderson	16/ 2	2	5	7	-3	42	4.8	13/	26	0	1	0	0	0	0
Aaron Miskovich	16/ 7	5	1	6	-4	42	11.9	5/	10	0	1	0	2	0	0
Nate Miller	16/ 10	4	2	6	-9	32	12.5	10/	28	2	0	0	0	0	0
Erik Wendell	14/ 2	2	2	4	3	9	22.2	8/	16	0	0	0	0	0	0
Nick Angell	10/ 2	0	4	4	-6	12	0.0	3/	9	0	0	0	0	0	0
John Pohl	15/ 0	1	2	3	-6	11	9.1	1/	2	0	0	0	0	0	0
Mike Lyons	16/ 2	0	3	3	-7	20	0.0	9/	26	0	0	0	0	0	0
Doug Meyer	13/ 0	1	1	2	-2	10	10.0	5/	10	0	0	0	0	0	0
Brad Timmons	4/ 0	0	2	2	2	1	0.0	0/	0	0	0	0	0	0	0
Bill Kohn	16/ 9	0	2	2	-6	23	0.0	12/	35	0	0	0	0	0	0
Matt Leimbek	9/ 0	0	2	2	1	10	0.0	2/	4	0	0	0	0	0	0
Rico Pagel	8/ 1	0	2	2	3	14	0.0	2/	4	0	0	0	0	0	0
Stuart Senden	14/ 0	1	0	1	0	13	7.7	2/	4	0	0	0	0	0	0
Pat O'Leary	6/ 0	0	1	1	-3	4	0.0	2/	4	0	0	0	0	0	0
Ryan Trebil	9/ 0	0	1	1	-4	6	0.0	7/	14	0	0	0	0	0	0
Mark Nenovich	9/ 0	0	0	0	3	6	0.0	6/	12	0	0	0	0	0	0
Adam Hauser	13/ 13	0	0	0	0	0	0.0	1/	2	0	0	0	0	0	0
Cory Miller	2/ 0	0	0	0	0	6	0.0	3/	6	0	0	0	0	0	0
Willy Marvin	4/ 3	0	0	0	0	0	0.0	0/	0	0	0	0	0	0	0
Team	2/ 0	0	0	0	0	0	0.0	0/	0	0	0	0	0	0	0
Golden Gophers	16/ 16	47	76	123		530	8.9	141/	323	15	4	0	7	1	0
Opponents	16/ 16	54	83	137		437	12.4	147/	329	14	0	2	7	1	1

Bench Penalties: Golden Gophers 2 (4 Minutes); Opponents 1 (2 Minutes)
Power Play: Golden Gophers 15/90 (16.7%); Opponents 14/87 (16.1%);

Goaltending Statistics

Golden Gophers	GP/ GS	Min	GAA	W	L	T	ENG	Sho	GA	Sv	Sv %
Adam Hauser	13/ 13	767:32	3.13	6	6	1	0	1	40	303	.883
Willy Marvin	4/ 3	198:58	3.62	1	1	1	0	0	12	80	.870
Golden Gophers	16/ 16	966:30	3.23	7	7	2	2	1	52	383	.880
Opponents	16/ 16	966:14	2.92	7	7	2	0	0	47	483	.911

Statistics by Period

Goals	1	2	3	OT	Tot	Penalties	1	2	3	OT	Tot
Golden Gophers	14	18	15	0	47	Golden Gophers	39	48	53	1	141
Opponents	18	17	19	0	54	Opponents	39	48	58	2	147
Shots	1	2	3	OT	Tot	Penalty Minutes	1	2	3	OT	Tot
Golden Gophers	159	183	182	6	530	Golden Gophers	89	96	136	2	323
Opponents	139	151	137	8	435	Opponents	89	104	132	4	329

University of Minnesota
1998-99 Men's Ice Hockey Statistics
Record: 7- 7- 2/ 5- 5- 2 WCHA

Date	Opponent	Score	Record	Site	Attend	Goaltender of Record
10/ 9	St. Lawrence	4- 6 L	0- 1	H Mariucci Arena	9456	Adam Hauser 0- 1- 0
10/10	Ohio State	W 4- 3	1- 1	H Mariucci Arena	9467	Willy Marvin 1- 0- 0
10/16	*Minnesota-Duluth	2- 2 T OT	1- 1- 1	H Mariucci Arena	9791	Willy Marvin 1- 0- 1
10/17	*Minnesota-Duluth	W 3- 1	2- 1- 1	H Mariucci Arena	9787	Adam Hauser 1- 1- 0
10/23	*St. Cloud State	W 3- 0	3- 1- 1	H Mariucci Arena	9790	Adam Hauser 2- 1- 0
10/24	*St. Cloud State	5- 6 L	3- 2- 1	A St. Cloud, Minn.	7051	Willy Marvin 1- 1- 1
10/30	*Wisconsin	W 3- 2	4- 2- 1	A Madison, Wis.	13057	Adam Hauser 3- 1- 0
10/31	*Wisconsin	W 3- 2	5- 2- 1	A Madison, Wis.	14059	Adam Hauser 4- 1- 0
11/ 6	*Colorado College	1- 7 L	5- 3- 1	H Mariucci Arena	9776	Adam Hauser 4- 2- 0
11/ 7	*Colorado College	1- 6 L	5- 4- 1	H Mariucci Arena	9841	Adam Hauser 4- 3- 0
11/13	*North Dakota	4- 4 T OT	5- 4- 2	H Mariucci Arena	9860	Adam Hauser 4- 3- 1
11/14	*North Dakota	3- 5 L	5- 5- 2	H Mariucci Arena	9908	Adam Hauser 4- 4- 1
11/20	*Alaska-Anchorage	3- 5 L	5- 6- 2	A Anchorage, Alaska	3882	Adam Hauser 4- 5- 1
11/21	*Alaska-Anchorage	W 4- 1	6- 6- 2	A Anchorage, Alaska	4733	Adam Hauser 5- 5- 1
11/27	Michigan	2- 3 L	6- 7- 2	H Mariucci Arena	9822	Adam Hauser 5- 6- 1
11/29	Michigan State	W 2- 1	7- 7- 2	H Mariucci Arena	9563	Adam Hauser 6- 6- 1

*-WCHA Game

Record	W	L	T	Pct	Attendance #	Total	Avg
All Games	7	7	2	.500	Home	11 107061	9733
WCHA	5	5	2	.500	Away	5 42782	8556
Home	4	5	2	.455	Neutral	0 0	0
Away	3	2	0	.600	Total	16 149843	9365
Neutral	0	0	0	.000			
Ahead After 1 Period	4	1	1	.750			
Behind After 1 Period	0	4	1	.100			
Tied After 1 Period	3	2	0	.600			
Ahead After 2 Periods	5	0	1	.917			
Behind After 2 Periods	0	5	1	.083			
Tied After 2 Periods	2	2	0	.500			
Score First	6	4	1	.591			
Do Not Score First	1	3	1	.300			
Overtime Games	0	0	2	.500			

MINNESOTA HOCKEY CAREER STATS

Note: Current players are listed who have played more than one full season of college hockey. Totals are updated through the College Hockey Showcase.

#4 • Dylan Mills

Year	GP	G	A	TP	P/PIM	PP	GW	SH	HT
97-98	39	1	10	11	16/32	0	0	0	0
98-99	16	2	5	7	8/16	1	0	0	0
Total	55	3	15	18	24/48	1	0	0	0

#7 • Erik Westrum

Year	GP	G	A	TP	P/PIM	PP	GW	SH	HT
97-98	39	6	12	18	20/43	1	1	1	0
98-99	15	3	4	7	7/25	2	1	0	0
Total	54	9	16	25	27/68	3	2	1	0

#14 • Cory Miller

Year	GP	G	A	TP	P/PIM	PP	GW	SH	HT
96-97	11	1	0	1	0/0	0	0	0	0
97-98	22	0	0	0	11/30	0	0	0	0
98-99	2	0	0	0	3/6	0	0	0	0
Total	35	1	0	1	14/36	0	0	0	0

#19 • Reggie Berg

Year	GP	G	A	TP	P/PIM	PP	GW	SH	HT
95-96	40	23	11	34	29/69	2	2	1	2
96-97	38	11	26	37	20/48	3	1	0	0
97-98	39	20	19	39	22/55	5	1	1	0
98-99	16	7	10	17	11/22	0	1	1	0
Total	133	61	66	127	82/194	10	5	3	2

#27 • Aaron Miskovich

Year	GP	G	A	TP	P/PIM	PP	GW	SH	HT
97-98	28	4	8	12	7/14	1	0	1	0
98-99	16	5	1	6	5/10	0	2	1	0
Total	44	9	9	18	12/24	1	2	2	0

#5 • Ryan Trebil

Year	GP	G	A	TP	P/PIM	PP	GW	SH	HT
96-97	8	0	0	0	4/8	0	0	0	0
97-98	39	2	3	5	37/96	0	0	0	0
98-99	9	0	1	1	7/14	0	0	0	0
Total	56	2	4	6	48/118	0	0	0	0

#10 • Mike Anderson

Year	GP	G	A	TP	P/PIM	PP	GW	SH	HT
95-96	28	3	6	9	20/51	0	1	0	0
96-97	42	9	11	20	19/46	1	0	0	0
97-98	31	12	13	25	23/62	3	0	0	0
98-99	16	2	5	7	13/26	0	0	1	0
Total	117	26	35	61	75/185	4	1	1	0

#15 • Stuart Senden

Year	GP	G	A	TP	P/PIM	PP	GW	SH	HT
97-98	32	5	3	8	9/18	0	0	0	0
98-99	14	1	0	1	2/4	0	0	0	0
Total	46	6	3	9	11/22	0	0	0	0

#21 • Mike Lyons

Year	GP	G	A	TP	P/PIM	PP	GW	SH	HT
96-97	32	1	5	6	23/68	0	0	0	0
97-98	38	1	12	13	30/60	0	0	0	0
98-99	16	0	3	3	9/26	0	0	0	0
Total	86	2	20	22	62/154	0	0	0	0

#28 • Matt Leimbek

Year	GP	G	A	TP	P/PIM	PP	GW	SH	HT
97-98	39	0	5	5	8/24	0	0	0	0
98-99	9	0	2	2	2/4	0	0	0	0
Total	48	0	7	7	10/28	0	0	0	0

#33 • Dave Spehar

Year	GP	G	A	TP	P/PIM	PP	GW	SH	HT
96-97	40	20	17	37	15/30	11	5	0	0
97-98	39	19	18	37	17/34	8	2	0	0
98-99	16	5	10	15	12/24	5	1	0	0
Total	95	44	45	89	44/88	24	8	0	0

#6 • Brad Timmons

Year	GP	G	A	TP	P/PIM	PP	GW	SH	HT	
95-96	32	1	2	3	25/61	0	0	0	0	
96-97	17	0	0	0	7/14	0	0	0	0	
97-98	transfer rule - sat out season									
98-99	4	0	2	2	0/0	0	0	0	0	
Total	53	1	4	5	32/75	0	0	0	0	

#13 • Nate Miller

Year	GP	G	A	TP	P/PIM	PP	GW	SH	HT
96-97	40	5	9	14	14/36	0	3	0	0
97-98	39	8	6	14	21/42	2	0	0	0
98-99	16	4	2	6	10/28	2	0	0	0
Total	95	17	17	34	45/106	4	3	0	0

#17 • Wyatt Smith

Year	GP	G	A	TP	P/PIM	PP	GW	SH	HT
95-96	32	4	5	9	16/32	0	1	1	0
96-97	38	16	14	30	18/44	3	4	1	0
97-98	39	24	23	47	31/62	3	3	1	2
98-99	16	9	9	18	7/14	4	2	1	0
Total	125	53	51	104	72/152	10	10	4	2

#24 • Bill Kohn

Year	GP	G	A	TP	P/PIM	PP	GW	SH	HT
95-96	7	0	2	2	4/8	0	0	0	0
96-97	42	5	10	15	40/80	2	1	0	0
97-98	36	4	16	20	35/89	1	0	0	0
98-99	16	0	2	2	12/35	0	0	0	0
Total	101	9	30	39	91/212	3	1	0	0

#29 • Rico Pagel

Year	GP	G	A	TP	P/PIM	PP	GW	SH	HT
96-97	29	5	5	10	6/12	0	0	0	0
97-98	39	8	11	19	9/18	1	2	0	0
98-99	8	0	2	2	2/4	0	0	0	0
Total	76	13	18	31	17/34	1	2	0	0

#35 • Erik Day

Year	G	W-L-T	MIN	GA	GAA	SV	SV%
96-97	5	3-1-0	240	4	1.00	86	.956
97-98	9	3-2-0	389	24	3.70	144	.857
98-99	0	0-0-0	0	0	x.xx	0	.xxx
Total	14	6-3-0	629	28	2.67	230	.891

GOLDEN GOPHER HOCKEY

Weekly Release & Notes/January 4, 1999



THIS WEEKEND

MINNESOTA (7-10-3, 5-5-2) AT DENVER (10-8-0, 5-7-0)

WORLD ARENA/COLORADO SPRINGS, COLO. (SAT.)

MCNICHOLS SPORTS ARENA/DENVER, COLO. (SUN.)

SATURDAY, JANUARY 9 8:05 P.M. CST (MSC, KSTP-AM 1500)

SUNDAY, JANUARY 10 8:05 P.M. CST (MSC, KSTP-AM 1500)

Series Information

Minnesota leads 78-48-8
 First meeting - 1/1/51, MN 10-4
 Last meeting - 1/17/98, MN 5-2
 Minnesota's longest win streak - 8
 Denver's longest win streak - 10
 Current streak - Minnesota has won last one
 Last 10 games - Minnesota leads 6-4-0
 '90s - MN 22-9-2
 '80s - MN 32-12-2
 '70s - DU 11-10-1
 '60s - DU 5-0-0
 '50s - MN 14-11-3

Team Comparisons

Minnesota		Denver
18/110 (.164)	PP	21/84 (.250)
90/108 (.833)	PK	78/92 (.848)
2-6-2 (.300)	Last 10 Games	4-6-0 (.400)
3.00	Goals/Game	3.67
3.75	Goals Allowed/Game	3.00
33.40	Shots On Goal/Game	27.11
9.00	Penalties/Game	8.72
4-7-2 (.385)	Home	8-5-0 (.615)
3-3-1 (.500)	Road	2-3-0 (.400)

Series Notes: In 12 of the last 17 games between Minnesota and Denver, the winning team has scored at least five goals • Minnesota has not visited Denver since a series in the 1995-96 season (1/5-6/96 at DU Arena) • Doug Woog is 36-14-3 (.708) against DU in 53 career matchups • Woog is 7-6-0 (.538) in 13 matchups against DU bench boss George Gwozdecky • Minnesota is 6-1-1 (.813) in its last eight games in Denver, and have won 14 of the last 18 matchups at DU (14-3-1, .806) • three of the last four visits to Denver by the Golden Gophers have been in January • Denver is one of only two WCHA teams to have a winning record against the Golden Gophers in games at the new Mariucci Arena (Colorado College is the other) - the Pioneers are 6-5-1 in 12 games in the six-year old building

Home Ice Advantage?: As illustrated in the series notes, this has hardly been a series dominated by the home teams recently. The Golden Gophers have won six of the last eight games in Denver, while the Pioneers have claimed five of the last eight meetings in Minneapolis.

Last Season vs. Denver: The teams split a mid-January series at Mariucci Arena, with the Pioneers winning the first night (5-2) before the Golden Gophers evened the score by the same margin the following evening • current injured netminder Erik Day stopped 22 of 24 shots to pick up the win in the second game • four of Minnesota's five goals in its win were in the final 2:30 of a period • Mike Anderson's two-goal performance in the Minnesota win was one of three such efforts for him last season • the winning team in each 5-2 decision netted three third-period goals to seal wins • Minnesota outshot Denver by 13 shots (44-31, 37-24) in each game • there was only one power play goal (Minnesota on Friday night) in 22 combined man advantage opportunities • every Golden Gopher that scored a goal or an assist in the 5-2 win is a returning player this season

Career Scoring vs. Denver

Player (games)	G-A--Pts	Notes
Mike Anderson (8)	2-4--6	Scored 2-2--4 in the series last season
Reggie Berg (8)	2-2--4	Hand in two empty-net goals (1g, 1a)
Wyatt Smith (8)	2-1--3	Goals in both games at Mariucci in 1997-98
Dave Spehar (4)	1-2--3	Had 1-1--2 as a freshman vs. DU
Bill Kohn (5)	1-1--2	Assist on Berg goal in 5-2 loss last season
Ryan Trebil (3)	0-2--2	First career multiple-point game
Stuart Senden (2)	1-0--1	First career goal (see page four) on 1/17/98
Nate Miller (3)	0-1--1	Assist as a freshman
Mike Lyons (4)	0-1--1	Assist on second empty-net goal last season
Erik Westrum (2)	0-1--1	Assist on game-winning goal on 1/17/98

1998-99 SCHEDULE/RESULTS

Oct. 9	#ST. LAWRENCE	L 4-6
Oct. 10	#OHIO STATE	W 4-3
Oct. 16	MINNESOTA-DULUTH	T 2-2
Oct. 17	MINNESOTA-DULUTH	W 3-1
Oct. 23	ST. CLOUD STATE	W 3-0
Oct. 24	@ St. Cloud State	L 5-6
Oct. 30	@ Wisconsin	W 3-2
Oct. 31	@ Wisconsin	W 3-2
Nov. 6	COLORADO COLLEGE	L 1-7
Nov. 7	COLORADO COLLEGE	L 1-6
Nov. 13	NORTH DAKOTA	T 4-4
Nov. 14	NORTH DAKOTA	L 3-5
Nov. 20	@ Alaska-Anchorage	L 3-5
Nov. 21	@ Alaska-Anchorage	W 4-1
Nov. 27	#MICHIGAN	L 2-3
Nov. 29	#MICHIGAN STATE	W 2-1
Dec. 27	#PRINCETON	L 1-4
Dec. 28	#OHIO STATE	L 5-6
Dec. 30	*IF BJORKLOVEN	L 4-6
Jan. 2	#@ Boston College	L 4-8
Jan. 3	#@ Boston College	T 3-3
Jan. 9	@ Denver (World Arena)	8:05 p.m.
Jan. 10	@ Denver (McNichols)	8:05 p.m.
Jan. 15	#MINNESOTA STATE-MANKATO	7:05 p.m.
Jan. 16	#MINNESOTA STATE-MANKATO	7:05 p.m.
Jan. 22	@ North Dakota	7:35 p.m.
Jan. 23	@ North Dakota	7:35 p.m.
Jan. 29	MICHIGAN TECH	7:05 p.m.
Jan. 30	MICHIGAN TECH	7:05 p.m.
Feb. 5	@ Colorado College	8:35 p.m.
Feb. 6	@ Colorado College	8:05 p.m.
Feb. 13	ALASKA-ANCHORAGE	2:05 p.m.
Feb. 14	ALASKA-ANCHORAGE	2:05 p.m.
Feb. 19	@ St. Cloud State	7:35 p.m.
Feb. 20	ST. CLOUD STATE	7:05 p.m.
Feb. 26	@ Minnesota-Duluth	7:05 p.m.
Feb. 27	@ Minnesota-Duluth	7:05 p.m.
March 5	WISCONSIN	7:05 p.m.
March 6	WISCONSIN	7:05 p.m.
March 12-14	WCHA First Round Playoffs	TBA
March 18-20	WCHA Final Five	Target Center
March 25-27	NCAA Regionals	Madison/Worcester
April 1-3	NCAA Championships	

*-Exhibition game

#-Nonconference game

LAST WEEKEND

Denver: The Pioneers dropped a one-goal game to Maine (4-3) on New Year's Day before defeating New Hampshire (4-2) on Sunday

Minnesota: The Golden Gophers earned a tie on Sunday afternoon (3-3) at #4 Boston College after a defeat to the Eagles on Saturday afternoon (8-4)

The Last Time

Minnesota Swept A Road Series:

October 30-31, 1998 @ Wisconsin (3-2, 3-2)

Minnesota Was Swept In A Road Series:

February 27-28, 1998 @ Colorado College (4-3, 9-6)

Minnesota Swept A Home Series:

February 20-21, 1998 vs. Alaska-Anchorage (3-0, 4-2)

Minnesota Was Swept In A Home Series:

November 6-7, 1998 vs. Colorado College (7-1, 6-1)

Minnesota Shut Out An Opponent:

October 23, 1998 vs. St. Cloud State (Adam Hauser, 3-0)

An Opponent Shut Out Minnesota:

March 4, 1995 @ St. Cloud State (Brian Leitza, 3-0)

Minnesota Player Scored A Hat Trick:

March 6, 1998 @ St. Cloud State (Reggie Berg, 6-2 Minnesota win)

Minnesota Player Scored A Natural Hat Trick:

December 30, 1994 @ Mariucci Arena vs. Yale (Ryan Kraft, 6-2 Minnesota win)

An Opponent Scored A Hat Trick:

January 2, 1999 @ Boston College (Jeff Farkas, four goals, 8-4, Minnesota loss)

Minnesota Player Scored Four Goals In A Game:

February 28, 1998 @ Colorado College (Wyatt Smith, 9-6 Minnesota loss)

Minnesota Won When Trailing After Two Periods:

March 14, 1997 vs. St. Cloud State at WCHA Final Five (5-4 Minnesota overtime win/trailing 4-3 heading into third period)

Minnesota Had 50 or More Shots On Goal In A Game:

October 9, 1998 vs. St. Lawrence in Icebreaker Invitational (50 shots, 6-4 Minnesota loss)

Opponent Had 50 or More Shots On Goal In A Game:

January 31, 1997 @ North Dakota (51 shots, 6-4 Minnesota loss)

Minnesota Player Scored A Shorthanded Goal:

November 29, 1998 vs. Michigan State (Mike Anderson, second period, 2-1 Minnesota win)

Minnesota Won In Overtime:

March 14, 1997 vs. St. Cloud State at WCHA Final Five (5-4)

Minnesota Lost In Overtime:

March 15, 1998 @ Minnesota-Duluth (5-4)

Minnesota Tied In Overtime:

January 3, 1999 @ Boston College (3-3)

Minnesota Scored 10 Goals Or More In A Game:

November 9, 1996 vs. North Dakota (10-6 Minnesota win)

Opponent Scored 10 Goals Or More In A Game:

January 30, 1993 @ Michigan Tech (10-2 Minnesota loss)

Team Notes

Minnesota's WCHA series at Denver this weekend is the team's first league action in the last 48 days - since a Nov. 21 game at Alaska-Anchorage

This weekend's games will be played at World Arena (Sat.) and McNichols Arena (Sun.) while the Pioneers await completion of their new home - the Daniel L. Ritchie Sports & Wellness Center - for the beginning of the 1999-2000 season

Minnesota has 16 WCHA games remaining - nine on the road and seven at Mariucci Arena

Minnesota set season highs and lows in 12 team and individual superlatives (see page four) in the Boston College series last weekend

The Golden Gophers battled back two times from two-goal deficits - 2-0 after the first period and 3-1 midway through the third period - to earn a 3-3 tie at Boston College on Sunday afternoon

The Golden Gophers are 7-1-2 when allowing three or fewer goals and 0-9-1 when allowing four or more goals this season

Of the 34 combined goals in Minnesota's last four games, 18 of them have been scored in the third period

Minnesota is 6-3-1 when whistled for fewer penalties than their opponent and just 1-7-2 when jailed for the same amount or more penalties than their opponent

The 36 shots on goal for the Golden Gophers and 31 saves for Adam Hauser on Sunday at were road season highs in both categories

Minnesota has outscored its opponents 8-2 in the first period of wins and been outnumbered 16-6 in the first period of losses this season

Opponents have scored just five power-play goals against the Golden Gophers on the road this season (5-for-37, .135)

Minnesota is 8-for-35 (.229) with the man advantage on the road - the Golden Gophers are 10-for-75 (.133) on the power play at Mariucci Arena

Minnesota's Record When In 1998-99

Overall Record	7-10-3
WCHA Record	5-5-2
Home Record	4-7-2
Road Record	3-3-1
Neutral Site Record	0-0-0
Last 20 Games	7-10-3
Last 10 Games	2-6-2
Last 5 Games	1-3-1

Power Play	18 of 110 (.164)
Penalty Kill	90 of 108 (.833)
Scoring A Power-Play Goal	5-5-2
Not Scoring A Power-Play Goal	2-5-1
Allowing A Power-Play Goal	4-9-2
Not Allowing A Power-Play Goal	3-1-1
Scoring A Short-Handed Goal	2-2-0
Allowing A Short-Handed Goal	0-0-0

Penalties/Avg. Per Game	180/9.0
Penalty Minutes/Avg. Per Game	433/21.7
10 Or More Penalties	3-1-1
Fewer Than 10 Penalties	4-9-2
More Penalties Than Opponent	1-4-2
Fewer Penalties Than Opponent	6-3-1
Same Amount Of Penalties	0-3-0

In One-Goal Games	4-3-0
In Two-Goal Games	1-3-0
In Three-Goal or More Games	2-4-0
In Overtime Games	0-0-3
Scoring 4 or More Goals	2-4-1
Scoring 3 or Fewer Goals	5-6-2
Scoring 3 or More Goals	6-6-2
Scoring 2 or Fewer Goals	1-4-1
Allowing 4 or More Goals	0-9-1
Allowing 3 or Fewer Goals	7-1-2

Scoring First Goal Of Game	6-4-1
Opponents Score First	1-6-2
Leading After One Period	5-1-0
Trailing After One Period	0-5-2
Tied After One Period	2-4-1
Scoring First Goal Of Second Period	5-3-2
Leading After Two Periods	5-0-1
Trailing After Two Periods	0-7-2
Tied After Two Periods	2-3-0
Scoring First Goal Of Third Period	3-3-0

Having 10-19 Shots On Goal	0-0-0
Having 20-29 Shots On Goal	3-4-0
Having 30-39 Shots On Goal	3-4-2
Having 40 or More Shots On Goal	1-2-1
Allowing Fewer Than 10 Shots On Goal	0-0-0
Allowing 10-19 Shots On Goal	1-0-0
Allowing 20-29 Shots On Goal	5-7-0
Allowing 30-39 Shots On Goal	1-3-3
Allowing 40 or More Shots On Goal	0-0-0
Outshooting Opponent	5-7-2
Opponent Outshoots Minnesota	2-3-1
Shots Are Even	0-0-0

October	5-2-1
November	2-5-1
December	0-2-0
January	0-1-1
February	0-0-0
March	0-0-0
Fridays	2-4-2
Saturdays	5-4-0
Sundays	0-1-1
Monday	0-1-0
Series Record	2-3-2
Games Following A Win	2-4-1
Games Following A Loss	4-4-2
Games Following A Tie	1-1-0

#1 Adam Hauser

Fr., 6-2, 195, Bovey, Minn.

√ Has started 14 straight and 16 of the last 17 games in net

√ Named WCHA Rookie of the Week after back-to-back road wins at Wisconsin on 10/30-31

√ Has a 1.17 GAA and .955 saves percentage in his six wins and 4.89 GAA and .834 saves percentage in his nine losses and two ties - has 3-2-1 record, 3.29 GAA and .888 saves percentage on the road this season compared with 3-7-1, 3.72, .864 at home

#3 Jordan Leopold

Fr., 6-0, 195, Robbinsdale, Minn.

√ Will return to the Golden Gopher lineup in time for this weekend's series at Denver - spent stint with the U.S. Junior National team competing in Canada

√ Tied for fourth on the team in overall scoring (5-8--13)

√ Has scored a point in 11 of his first 16 collegiate games

#4 Dylan Mills

So., 5-11, 212, Duluth, Minn.

√ Leads the team with +4 in all games and +6 in home games only - is +2 in his last four games

#5 Ryan Trebil

Jr., 6-0, 212, Bloomington, Minn.

√ Scored first goal of the season in Saturday's loss to Boston College

√ Fired five shots on net last weekend, his highest output for a series this season

√ Is +2 in his career against Denver

#7 Erik Westrum

So., 5-11, 187, Apple Valley, Minn.

√ Has six points (1g, 5a) in his last three games, including 1-2--3 in Saturday's game at BC and 1-3--4 for the weekend

√ Tied for fourth on the team in overall scoring (4-9--13)

√ Was +2 in last weekend's series at BC

√ Leads returning players with +3 in his career against Denver

#9 John Pohl

Fr., 6-0, 190, Red Wing, Minn.

√ Tallied goal in Minnesota's loss to Boston College on Saturday

√ Has a point in four of his last six games

√ Leads the team by scoring on 18.8 percent of his shots on goal

#10 Mike Anderson

Sr., 6-1, 202, Bloomington, Minn.

√ Supplied season high seven shots on goal and scored third goal of the season in team's 3-3 tie with BC on Sunday

√ Six of his eight points are in Golden Gopher wins and ties (3-3--6)

√ Is +5 in Minnesota's seven wins and -11 in the team's 10 losses

√ Is +2 in his career against Denver

√ Leads the team in penalties (18) and penalty minutes (44)

#11 Erik Wendell

Fr., 6-1, 196, Maple Grove, Minn.

√ Tied for second on the team with +2

√ Season high four shots on goal in Sunday's game at Boston College

#15 Stuart Senden

So., 6-0, 192, Alexandria, Minn.

√ Registered first multiple-point game of the season with a pair of assists against Boston College in Saturday's loss

#17 Wyatt Smith

Sr., 5-11, 205, Warroad, Minn.

√ Scored a point in 13 of the last 16 games and 16 of the 20 games on the season

√ Tallied a goal in five of the last eight games

√ Minnesota is 3-1-1 in his five multiple-point games this season

√ Leads the team in goals (11) and total points (11-11--22)

√ Second on the team in shots on goal (64)

√ Tied for 12th in league games (7-6--13) in

the WCHA scoring race (9-9--18)

√ Has 15 points (7-8--15) in 13 home games and seven points (4-3--7) in seven road contests

√ Only Golden Gopher averaging more than one point a game at home (7-8--15, 13 games)

#19 Reggie Berg

Sr., 5-11, 185, Anoka, Minn.

√ Second on the team in scoring (7-13--20)

√ Leads the team in assists (13)

√ Leads the team in shots on goal with 95 in 20 games - no other Golden Gopher has more than 64 shots on goal this season

√ Has 4-9--13 in Minnesota's seven wins and two ties and 3-3--6 in the team's 10 losses

√ Minnesota is 28-3-1 in his career when Berg scores more than one point in a game

√ Has 18-17--35 in Minnesota's last 24 wins

√ Has not scored a goal in his last six games

#26 Nick Angell

Fr., 6-0, 211, Duluth, Minn.

√ Scored his first career goal at 17:33 of the first period of Saturday's game at Boston College

#27 Aaron Miskovich

So., 5-11, 188, Grand Rapids, Minn.

√ Has scored a point in three straight games

#29 Rico Pagel

Jr., 5-10, 195, Minnetonka, Minn.

√ Tipped in shot by Bill Kohn at 12:43 of the third period to score the game-tying goal in Sunday's game with Boston College

#33 Dave Spehar

Jr., 5-7, 171, Duluth, Minn.

√ Third on the team in scoring (6-12--18)

√ Third on the team in goals (6) - all of which have come on the power play

√ Did not score in last weekend's series with Boston College - has scored just one goal in his last 11 games

DID YOU KNOW ...

The Golden Gophers have scored on just four of their last 38 power-play opportunities • Minnesota has not won in the last 22 games (0-20-2) they have trailed after two periods - but have earned ties in two of the last six games they have trailed after two periods • Minnesota is fourth in the WCHA on the power play and ranks second in the league penalty kill statistics • the Golden Gophers have four players averaging over a point a game on the road (Berg, Smith, Westrum, Leopold) and one player (Smith - 7-8--15) averaging more than one point a game at home • Stuart Senden should be credited with an assist on Erik Westrum's second period goal in Saturday's loss to Boston College; the assist was mistakenly awarded to Ryan Trebil • Minnesota is 14-9-0 (.609) on Jan. 9 and 13-7-3 (.630) on Jan. 10 in school history • Minnesota is 68-20-3 (.764) in its last 91 games when scoring first, but have lost four of its last six games when scoring first - the Golden Gophers have not scored first since the Michigan State win on Nov. 29 • the Golden Gophers have not held a lead in a game since the Nov. 29 game against the Spartans • Minnesota has not been shutout in its last 152 games, while blanking opponents on 14 occasions during that time span • on the season, the Golden Gophers have netted 20 of their 60 goals in the first three or final three minutes of a period • Minnesota is 1-17-2 (.100) the last two seasons when trailing after one period • the Golden Gophers have surrendered a power-play goal in four straight games • seven of Minnesota's last 10 games have been either a tie, one-goal game, or two-goal game with an empty-net tally • Minnesota is 2-for-20 (.100) this season in its first power-play opportunity of the game • a total of seven Golden Gophers have been drafted by NHL organizations. A listing of players drafted and the respective organization follows: Mike Anderson--Washington; Reggie Berg--Toronto; Aaron Miskovich--Colorado; Pat O'Leary--Phoenix; John Pohl--St. Louis; Wyatt Smith--Phoenix; Erik Westrum--Phoenix

About This Week's Opponent University of Denver

Location: Denver, Colo.

Founded: 1864

Enrollment: 8,847

Arena: Daniel L. Ritchie Sports & Wellness Center (6,200 - opening in 1999)

Rink Size: 200 x 85

Head Coach: George Gwozdecky

Gwozdecky's Career Record: 242-199-32

Gwozdecky At Denver: 92-75-11

Assistant Coaches: Steve Miller, Enrico Blasi

Notes: DU is 3-4-0 this season against teams ranked in the top 10 nationally • the Pioneers have killed 18 of the last 20 opponent power-play chances • the Pioneers are 7-1-0 when scoring first • Bjorn Engstrom has scored a point in four straight games

1998-99 WCHA STANDINGS

Team (Overall Record, win %)	GP	W	L	T	Pts	GF	GA	GDif
North Dakota (13-2-1, .844)	12	10	1	1	21	57	33	+24
Colorado College (14-5-1, .725)	12	9	3	0	18	55	35	+20
Minnesota (7-10-3, .425)	12	5	5	2	12	35	41	-6
Alaska-Anchorage (8-8-2, .500)	12	5	5	2	12	27	31	-4
Wisconsin (6-10-2, .389)	12	5	6	1	11	26	30	-4
Denver (10-8-0, .556)	12	5	7	0	10	42	43	-1
St. Cloud State (9-8-1, .528)	12	5	7	0	10	41	44	-3
Michigan Tech (4-13-1, .250)	12	4	8	0	8	25	40	-15
Minnesota-Duluth (5-13-2, .300)	12	2	8	2	6	23	34	-11

This Week In The WCHA

Friday, January 8

Alaska-Anchorage @ Michigan Tech
 Colorado College @ St. Cloud State
 Minnesota-Duluth @ Wisconsin
 # - North Dakota @ Minnesota State (Mankato)

Saturday, January 9

Alaska-Anchorage @ Michigan Tech
 Colorado College @ St. Cloud State
 Minnesota-Duluth @ Wisconsin
 # - North Dakota @ Minnesota State (Mankato)
 Minnesota @ Denver (World Arena)

Sunday, January 10

Minnesota @ Denver (McNichols)

#-nonconference game

1998-99 season highs/lows

TEAM

MOST GOALS/GAME	(5) two times, last 12/28 vs. Ohio State
LEAST GOALS/GAME	(1) three times, last 12/27 vs. Princeton
MOST ASSISTS/GAME	(10) 12/28 vs. Ohio State
LEAST ASSISTS/GAME	(2) five times, last 12/27 vs. Princeton
MOST GOALS AGAINST/GAME	(8) 1/2 @ Boston College
LEAST GOALS AGAINST/GAME	(0) 10/23 vs. St. Cloud State
MOST ASSISTS AGAINST/GAME	(13) 11/6 vs. Colorado College
LEAST ASSISTS AGAINST/GAME	(0) 10/23 vs. St. Cloud State
MOST GOALS/PERIOD	(4) 12/28 vs. Ohio State - third period
MOST GOALS AGAINST/PERIOD	(5) 1/2 @ Boston College - third period
MOST POWER PLAY GOALS/GAME	(3) 10/24 @ St. Cloud State
MOST POWER PLAY GOALS ALLOWED/GAME	(2) three times, last 11/7 vs. Colorado College
MOST SHOTS ON GOAL/GAME	(50) 10/9 vs. St. Lawrence
LEAST SHOTS ON GOAL/GAME	(20) 11/29 vs. Michigan State
MOST SHOTS AGAINST/GAME	(37) 1/2 @ Boston College
LEAST SHOTS AGAINST/GAME	(17) 10/17 vs. Minnesota-Duluth
MOST SHOTS ON GOAL/PERIOD	(22) 10/9 vs. St. Lawrence
MOST SHOTS AGAINST/PERIOD	(20) 11/13 vs. North Dakota - first period
MOST PENALTIES/GAME	(18) 1/2 @ Boston College
LEAST PENALTIES/GAME	(4) two times, last 1/3 @ Boston College
MOST PIM/GAME	(68) 1/2 @ Boston College
LEAST PIM/GAME	(8) two times, last 1/3 @ Boston College
MOST OPP. PENALTIES/GAME	(18) 10/30 @ Wisconsin
LEAST OPP. PENALTIES/GAME	(3) 1/3 @ Boston College
MOST OPP. PIM/GAME	(47) 10/30 @ Wisconsin
LEAST OPP. PIM/GAME	(6) 1/3 @ Boston College
QUICKEST TWO GOALS	(0:18) 10/10 vs. Ohio State - second period (Berg, Miskovich)
QUICKEST THREE GOALS	(6:05) 12/28 vs. Ohio State - third period (Spehar, N. Miller, Timmons)

INDIVIDUAL

GOALS/GAME	(2) four times, last Jordan Leopold on 11/27 vs. Michigan
GOALS/PERIOD	(2) two times, last Nate Miller on 10/24 @ St. Cloud State - third period
ASSISTS/GAME	(3) Dave Spehar, 11/13 vs. North Dakota
ASSISTS/PERIOD	(2) six times, last Wyatt Smith on 12/28 vs. Ohio State - third period
POINTS/GAME	(3) six times, last Westrum on 1/2 @ Boston College
POINTS/PERIOD	(2) 15 times, last Smith and Spehar on 12/28 vs. Ohio State - third period
PENALTIES/GAME	(3) six times, last Ryan Trebil and Mike Anderson, 1/2 @ Boston College
PIM/GAME	(15) two times, last Erik Westrum on 11/14 vs. North Dakota
SHOTS ON GOAL/GAME	(9) three times, last Reggie Berg, 12/28 vs. Ohio State
SAVES/GAME	(31) two times, Adam Hauser, 1/3 @ Boston College
+/- RATING/GAME	(+2) 18 times, last Bill Kohn on 12/28 vs. Ohio State

Woog's Window

Minnesota Head Coach Doug Woog has produced unparalleled numbers as the man behind the Golden Gopher bench over the last 14 seasons. Entering Saturday's game,

Woog has a career record of 381-178-34 (.671) overall and a WCHA mark of 275-121-31 (.680). Minnesota has appeared in the NCAA Tournament in 12 of Woog's 13 seasons and has finished first or second in the WCHA in 11 of his 13 campaigns. Among

Woog's regular media appearances are: WCCO-AM (830) with Mike Max, Mondays and Fridays at 6:35 p.m. KSTP-AM (1500) with Pat Reusse and Joe Soucheray, Saturday mornings at 11 a.m., Thursday morning at 7:45 a.m., and the postgame show. KARE-TV (Ch. 11) Gopher Sports Extra on selected Saturdays at 11:05 p.m.

Remember When??

Stuart Senden may be the only Golden Gopher player ever to score his first collegiate goal without touching the puck. As a Denver defenseman attempted to fire the puck around the boards in the second period of Minnesota's 5-2 win on Jan. 17, 1998, the clearing attempt found its way into the net for a Minnesota goal. Senden, who was applying defensive pressure, was credited with the goal for being the last Golden Gopher player to touch the puck before it went into the net.

quick stats by series

	IB	UMD	SCSU	@WIS	CC	UND	@UAA	SHOW	MAR	@BC	@DU	MSU	@UND	MTU	@CC	UAA	SCSU	@UMD	WIS	
Hauser	L 6g 18s	W 1g 16s	W 0g 26s	2W 4g 48s	2L 13g 37s	L T 8g 58s	W L 5g 51s	LW 4g 49s	2L 9g 51s	L T 11g 60s										
Nenovich	0-0-0	0-0-0	0-0-0	dnp	0-0-0	0-0-0	0-0-0	0-0-0	0-0-0	0-0-0										
Leopold	0-2-2	0-1-1	0-3-3	0-1-1	0-1-1	1-0-1	2-0-2	2-0-2	dnp	dnp										
Mills	0-0-0	0-1-1	0-1-1	0-0-0	0-0-0	2-0-2	0-2-2	0-1-1	0-1-1	0-0-0										
Trebil	dnp	0-0-0	0-0-0	0-0-0	0-0-0	0-1-1	0-0-0	dnp	0-0-0	1-0-1										
Timmons	0-1-1	dnp	dnp	dnp	dnp	dnp	0-1-1	0-0-0	1-0-1	0-0-0										
Westrum	1-0-1	0-1-1	0-1-1	2-0-2	0-0-0	0-1-1	0-0-0	0-1-1	0-2-2	1-3-4										
Pohl	0-1-1	0-0-0	0-0-0	1-0-1	0-0-0	0-0-0	0-0-0	0-1-1	1-1-2	1-0-1										
Anderson	0-1-1	0-2-2	1-0-1	0-1-1	0-0-0	0-0-0	0-0-0	1-1-2	0-0-0	1-0-1										
Wendell	0-0-0	0-0-0	1-0-1	0-0-0	1-1-2	0-0-0	0-1-1	0-0-0	0-0-0	0-0-0										
Meyer	0-0-0	0-0-0	0-0-0	0-0-0	0-0-0	0-0-0	1-1-2	0-0-0	0-1-1	0-0-0										
N. Miller	1-1-2	0-1-1	2-0-2	0-0-0	0-0-0	1-0-1	0-0-0	0-0-0	1-1-2	0-1-1										
C. Miller	0-0-0	0-0-0	dnp	dnp	dnp	dnp	dnp	dnp	dnp	dnp										
Senden	0-0-0	0-0-0	0-0-0	0-0-0	1-0-1	0-0-0	0-0-0	0-0-0	1-0-1	0-1-1										
Smith	1-2-3	2-0-2	2-0-2	0-2-2	0-1-1	1-2-3	2-1-3	1-1-2	1-2-3	1-0-1										
Berg	2-2-4	0-2-2	1-0-1	1-2-3	0-0-0	1-2-3	2-2-4	0-0-0	0-0-0	0-3-3										
Lyons	0-0-0	0-0-0	0-0-0	0-0-0	0-0-0	0-1-1	0-2-2	0-0-0	0-0-0	0-0-0										
Kohn	0-1-1	0-0-0	0-1-1	0-0-0	0-0-0	0-0-0	0-0-0	0-0-0	0-0-0	0-1-1										
O'Leary	0-0-0	0-0-0	0-0-0	0-0-0	0-1-1	dnp	dnp	dnp	dnp	dnp										
Angell	0-0-0	0-1-1	0-1-1	0-2-2	0-0-0	dnp	dnp	dnp	0-0-0	1-0-1										
Miskovich	2-0-2	2-0-2	0-0-0	0-0-0	0-0-0	1-1-2	0-0-0	0-0-0	0-1-1	0-2-2										
Leimbek	0-0-0	0-0-0	dnp	0-0-0	0-0-0	0-0-0	0-2-2	0-0-0	dnp	dnp										
Page	0-1-1	0-1-1	0-0-0	dnp	dnp	dnp	dnp	0-0-0	0-1-1	1-1-2										
Spehar	1-1-2	1-0-1	1-2-3	2-1-3	0-0-0	0-5-5	0-0-0	0-1-1	1-2-3	0-0-0										

In The Training Room

Player (injury)	Status
Erik Day (knee)	out (season)
Dylan Mills (variety)	probable
Wyatt Smith (hamstring)	probable
Aaron Miskovich (back)	probable

news and notes...

Skate With The Gophers Scheduled For Jan. 31: The University of Minnesota men's hockey program will host its annual "Skate With The Gophers" on Sunday, Jan. 31, 1999 from Noon to 3 p.m. at Mariucci Arena. The afternoon will feature the Golden Gopher hockey team, Goldy Gopher, and interactive games for fans of all ages.

Ice times must be reserved in advance by calling the Gopher Ticket Office at 624-8080 or 1-800-UGOPHER. The ticket office is open Monday through Friday from 9 a.m. to 5 p.m. There will be a \$1 admission fee at the door.

multiple-point games

Player(games)	Last Time	Record
Berg (6)	1/2 @ BC (2a)	3-2-1
Spehar (6)	12/28 vs. OSU (1g, 2a)	1-4-1
Smith (5)	12/28 vs. OSU (1g, 2a)	2-1-2
Leopold (2)	11/27 vs. MICH (2g)	0-2-0
N. Miller (2)	10/24 @ SCSU (2g)	1-1-0
Miskovich (2)	11/14 vs. UND (1g, 1a)	1-1-0
Westrum (2)	1/2 @ BC (1g, 2a)	0-2-0
Anderson (1)	10/17 vs. UMD (2a)	1-0-0
Leimbek (1)	11/20 @ UAA (2a)	0-1-0
Mills (1)	11/21 @ UAA (2a)	1-0-0
Senden (1)	1/2 @ BC (2a)	0-1-0

WCHA Final Five Tickets On Sale: Ticket packages for the 1999 WCHA Final Five at Target Center in Minneapolis, Minn., are currently on sale. The tournament, one of the premier college hockey events in the nation, is scheduled for March 18-20, 1999.

Ticket packages include tickets for all five tournament sessions, and are priced at \$76.25 per person. Ticket packages may be purchased at the Target Center ticket office, any Ticketmaster location, or by calling Ticketmaster at (612) 989-5151. To purchase tickets for groups of 20 or more, call the Target Center Group Sales Office at (612) 673-1311.

goal breakdown

	Last Wknd	Last 5 Gms	Season
5-on-5	5	9	34
6-on-5	0	0	1
4-on-4	1	0	3
PPG	1	4	18
SHG	0	1	4
ENG	0	0	0

wcha players of the week

OFFENSIVE PLAYER OF THE WEEK
October 19 Aaron Miskovich (vs.UMD)

ROOKIE OF THE WEEK
November 2 Adam Hauser (@WIS)

University of Minnesota
1998-99 Men's Ice Hockey Statistics
Record: 7-10- 3/ 5- 5- 2 WCHA

Date	Opponent	Score	Record	Site	Attend	Goaltender of Record	
10/ 9	St. Lawrence	4 - 6 L	0- 1	H Mariucci Arena	9456	Adam Hauser	0- 1- 0
10/10	Ohio State	W 4 - 3	1- 1	H Mariucci Arena	9467	Willy Marvin	1- 0- 0
10/16	*Minnesota-Duluth	2 - 2 T OT	1- 1- 1	H Mariucci Arena	9791	Willy Marvin	1- 0- 1
10/17	*Minnesota-Duluth	W 3 - 1	2- 1- 1	H Mariucci Arena	9787	Adam Hauser	1- 1- 0
10/23	*St. Cloud State	W 3 - 0	3- 1- 1	H Mariucci Arena	9790	Adam Hauser	2- 1- 0
10/24	*St. Cloud State	5 - 6 L	3- 2- 1	A St. Cloud, Minn.	7051	Willy Marvin	1- 1- 1
10/30	*Wisconsin	W 3 - 2	4- 2- 1	A Madison, Wis.	13057	Adam Hauser	3- 1- 0
10/31	*Wisconsin	W 3 - 2	5- 2- 1	A Madison, Wis.	14059	Adam Hauser	4- 1- 0
11/ 6	*Colorado College	1 - 7 L	5- 3- 1	H Mariucci Arena	9776	Adam Hauser	4- 2- 0
11/ 7	*Colorado College	1 - 6 L	5- 4- 1	H Mariucci Arena	9841	Adam Hauser	4- 3- 0
11/13	*North Dakota	4 - 4 T OT	5- 4- 2	H Mariucci Arena	9860	Adam Hauser	4- 3- 1
11/14	*North Dakota	3 - 5 L	5- 5- 2	H Mariucci Arena	9908	Adam Hauser	4- 4- 1
11/20	*Alaska-Anchorage	3 - 5 L	5- 6- 2	A Anchorage, Alaska	3882	Adam Hauser	4- 5- 1
11/21	*Alaska-Anchorage	W 4 - 1	6- 6- 2	A Anchorage, Alaska	4733	Adam Hauser	5- 5- 1
11/27	Michigan	2 - 3 L	6- 7- 2	H Mariucci Arena	9822	Adam Hauser	5- 6- 1
11/29	Michigan State	W 2 - 1	7- 7- 2	H Mariucci Arena	9563	Adam Hauser	6- 6- 1
12/27	Princeton	1 - 4 L	7- 8- 2	H Mariucci Arena	9829	Adam Hauser	6- 7- 1
12/28	Ohio State	5 - 6 L	7- 9- 2	H Mariucci Arena	9648	Adam Hauser	6- 8- 1
1/ 2	Boston College	4 - 8 L	7-10- 2	A Boston, Mass.	4124	Adam Hauser	6- 9- 1
1/ 3	Boston College	3 - 3 T OT	7-10- 3	A Boston, Mass.	3234	Adam Hauser	6- 9- 2

*-WCHA Game

Record	W	L	T	Pct	Attendance #	Total	Avg
All Games	7	10	3	.425	Home 13	126538	9734
WCHA	5	5	2	.500	Away 7	50140	7163
Home	4	7	2	.385	Neutral 0	0	0
Away	3	3	1	.500	Total 20	176678	8834
Neutral	0	0	0	.000			
Ahead After 1 Period	4	1	1	.750			
Behind After 1 Period	0	5	2	.143			
Tied After 1 Period	3	4	0	.429			
Ahead After 2 Periods	5	0	1	.917			
Behind After 2 Periods	0	7	2	.111			
Tied After 2 Periods	2	3	0	.400			
Score First	6	4	1	.591			
Do Not Score First	1	6	2	.222			
Overtime Games	0	0	3	.500			

University of Minnesota
1998-99 Men's Ice Hockey Statistics
Record: 7-10- 3/ 5- 5- 2 WCHA

Golden Gophers	GP/ GS	G	A	Pts	+ / -	Sht	Sht %	Pen/	Min	PP	SH	EN	GW	GT	HT
Wyatt Smith	20/ 10	11	11	22	-6	64	17.2	7 /	14	5	1	0	2	0	0
Reggie Berg	20/ 14	7	13	20	-2	95	7.4	16/	40	0	1	0	1	1	0
Dave Spehar	20/ 4	6	12	18	-4	52	11.5	12/	24	6	0	0	1	0	0
Jordan Leopold	16/ 13	5	8	13	2	37	13.5	3 /	6	1	0	0	0	0	0
Erik Westrum	19/ 5	4	9	13	-5	51	7.8	10/	31	2	0	0	1	0	0
Aaron Miskovich	20/ 8	5	4	9	-5	46	10.9	6 /	12	0	1	0	2	0	0
Nate Miller	20/ 11	5	4	9	-10	38	13.2	13/	34	2	0	0	0	0	0
Mike Anderson	20/ 3	3	5	8	-6	53	5.7	18/	44	0	1	0	0	0	0
Dylan Mills	20/ 8	2	6	8	4	31	6.5	8 /	16	1	0	0	0	0	0
John Pohl	19/ 0	3	3	6	-5	16	18.8	2 /	4	0	0	0	0	0	0
Nick Angell	14/ 4	1	4	5	-13	18	5.6	5 /	13	1	0	0	0	0	0
Rico Pagel	12/ 1	1	4	5	1	19	5.3	2 /	4	0	0	0	0	1	0
Stuart Senden	18/ 1	2	2	4	0	20	10.0	3 /	6	0	0	0	0	0	0
Erik Wendell	18/ 2	2	2	4	2	18	11.1	10/	20	0	0	0	0	0	0
Brad Timmons	6/ 0	1	2	3	2	3	33.3	1 /	2	0	0	0	0	0	0
Doug Meyer	17/ 1	1	2	3	-3	12	8.3	5 /	10	0	0	0	0	0	0
Bill Kohn	20/ 11	0	3	3	-3	33	0.0	15/	41	0	0	0	0	0	0
Mike Lyons	20/ 4	0	3	3	-9	23	0.0	11/	38	0	0	0	0	0	0
Ryan Trebil	13/ 0	1	1	2	-6	12	8.3	12/	32	0	0	0	0	0	0
Matt Leimbek	9/ 0	0	2	2	1	10	0.0	2 /	4	0	0	0	0	0	0
Pat O'Leary	6/ 0	0	1	1	-3	4	0.0	2 /	4	0	0	0	0	0	0
Mark Nenovich	11/ 0	0	0	0	0	7	0.0	8 /	16	0	0	0	0	0	0
Adam Hauser	17/ 17	0	0	0	0	0	0.0	3 /	6	0	0	0	0	0	0
Cory Miller	2/ 0	0	0	0	0	6	0.0	3 /	6	0	0	0	0	0	0
Willy Marvin	4/ 3	0	0	0	0	0	0.0	0 /	0	0	0	0	0	0	0
Team	3/ 0	0	0	0	0	0	0.0	0 /	0	0	0	0	0	0	0
Golden Gophers	20/ 20	60	101	161		668	9.0	180/	433	18	4	0	7	2	0
Opponents	20/ 20	75	114	189		569	13.2	184/	430	18	1	3	10	1	2

Bench Penalties: Golden Gophers 3 (6 Minutes); Opponents 2 (4 Minutes)
Power Play: Golden Gophers 18/110 (16.4%); Opponents 18/108 (16.7%);

Goaltending Statistics

Golden Gophers	GP/ GS	Min	GAA	W	L	T	ENG	Sho	GA	Sv	Sv %
Adam Hauser	17/ 17	1010:19	3.56	6	9	2	0	1	60	414	.873
Willy Marvin	4 / 3	198:58	3.62	1	1	1	0	0	12	80	.870
Golden Gophers	20/ 20	1209:17	3.57	7	10	3	3	1	72	494	.873
Opponents	20/ 20	1211:14	2.97	10	7	3	0	0	60	608	.910

Statistics by Period

Goals	1	2	3	OT	Tot	Penalties	1	2	3	OT	Tot
Golden Gophers	15	22	23	0	60	Golden Gophers	53	58	67	2	180
Opponents	23	23	29	0	75	Opponents	54	58	69	3	184
Shots	1	2	3	OT	Tot	Penalty Minutes	1	2	3	OT	Tot
Golden Gophers	192	237	231	8	668	Golden Gophers	117	116	196	4	433
Opponents	182	201	176	8	567	Opponents	119	135	170	6	430

University of Minnesota
1998-99 Men's Ice Hockey Statistics
WCHA Games Only

Date	Opponent	Score	Record	Site	Attend	Goaltender of Record	
10/16	*Minnesota-Duluth	2 - 2 T OT	0- 0- 1	H Mariucci Arena	9791	Willy Marvin	0- 0- 1
10/17	*Minnesota-Duluth	W 3 - 1	1- 0- 1	H Mariucci Arena	9787	Adam Hauser	1- 0- 0
10/23	*St. Cloud State	W 3 - 0	2- 0- 1	H Mariucci Arena	9790	Adam Hauser	2- 0- 0
10/24	*St. Cloud State	5 - 6 L	2- 1- 1	A St. Cloud, Minn.	7051	Willy Marvin	0- 1- 1
10/30	*Wisconsin	W 3 - 2	3- 1- 1	A Madison, Wis.	13057	Adam Hauser	3- 0- 0
10/31	*Wisconsin	W 3 - 2	4- 1- 1	A Madison, Wis.	14059	Adam Hauser	4- 0- 0
11 / 6	*Colorado College	1 - 7 L	4- 2- 1	H Mariucci Arena	9776	Adam Hauser	4- 1- 0
11 / 7	*Colorado College	1 - 6 L	4- 3- 1	H Mariucci Arena	9841	Adam Hauser	4- 2- 0
11/13	*North Dakota	4 - 4 T OT	4- 3- 2	H Mariucci Arena	9860	Adam Hauser	4- 2- 1
11/14	*North Dakota	3 - 5 L	4- 4- 2	H Mariucci Arena	9908	Adam Hauser	4- 3- 1
11/20	*Alaska-Anchorage	3 - 5 L	4- 5- 2	A Anchorage, Alaska	3882	Adam Hauser	4- 4- 1
11/21	*Alaska-Anchorage	W 4 - 1	5- 5- 2	A Anchorage, Alaska	4733	Adam Hauser	5- 4- 1

*-WCHA Game

Record	W	L	T	Pct	Attendance #	Total	Avg
WCHA	5	5	2	.500	Home	7 68753	9822
Home	2	3	2	.429	Away	5 42782	8556
Away	3	2	0	.600	Neutral	0 0	0
Neutral	0	0	0	.000	Total	12 111535	9295
Ahead After 1 Period	3	0	1	.875			
Behind After 1 Period	0	3	1	.125			
Tied After 1 Period	2	2	0	.500			
Ahead After 2 Periods	4	0	1	.900			
Behind After 2 Periods	0	4	1	.100			
Tied After 2 Periods	1	1	0	.500			
Score First	4	3	1	.562			
Do Not Score First	1	2	1	.375			
Overtime Games	0	0	2	.500			

University of Minnesota
1998-99 Men's Ice Hockey Statistics
WCHA Games Only

Golden Gophers	GP/ GS	G	A	Pts	+/-	Sht	Sht %	Pen/	Min	PP	SH	EN	GW	GT	HT
Wyatt Smith	12/ 5	7	6	13	-2	33	21.2	5 /	10	3	1	0	1	0	0
Reggie Berg	12/ 9	5	8	13	0	51	9.8	9 /	18	0	1	0	1	1	0
Dave Spehar	12/ 1	4	8	12	-3	38	10.5	10 /	20	4	0	0	1	0	0
Jordan Leopold	12/ 9	3	6	9	1	26	11.5	3 /	6	1	0	0	0	0	0
Dylan Mills	12/ 4	2	4	6	1	19	10.5	5 /	10	1	0	0	0	0	0
Erik Westrum	11/ 3	2	3	5	-5	25	8.0	7 /	25	2	0	0	1	0	0
Aaron Miskovich	12/ 6	3	1	4	-4	34	8.8	3 /	6	0	1	0	1	0	0
Nate Miller	12/ 9	3	1	4	-9	26	11.5	9 /	18	2	0	0	0	0	0
Erik Wendell	11/ 1	2	2	4	2	6	33.3	6 /	12	0	0	0	0	0	0
Mike Anderson	12/ 2	1	3	4	-5	34	2.9	7 /	14	0	0	0	0	0	0
Nick Angell	8/ 2	0	4	4	-6	10	0.0	3 /	9	0	0	0	0	0	0
Mike Lyons	12/ 2	0	3	3	-7	12	0.0	6 /	12	0	0	0	0	0	0
Doug Meyer	10/ 0	1	1	2	-2	8	12.5	5 /	10	0	0	0	0	0	0
Matt Leimbek	7/ 0	0	2	2	1	7	0.0	1 /	2	0	0	0	0	0	0
John Pohl	11/ 0	1	0	1	-7	9	11.1	1 /	2	0	0	0	0	0	0
Stuart Senden	11/ 0	1	0	1	-1	10	10.0	1 /	2	0	0	0	0	0	0
Brad Timmons	2/ 0	0	1	1	1	0	0.0	0 /	0	0	0	0	0	0	0
Bill Kohn	12/ 7	0	1	1	-4	17	0.0	8 /	27	0	0	0	0	0	0
Rico Pagel	4/ 0	0	1	1	2	4	0.0	1 /	2	0	0	0	0	0	0
Pat O'Leary	5/ 0	0	1	1	-3	3	0.0	1 /	2	0	0	0	0	0	0
Ryan Trebil	9/ 0	0	1	1	-4	6	0.0	7 /	14	0	0	0	0	0	0
Mark Nenovich	6/ 0	0	0	0	1	3	0.0	4 /	8	0	0	0	0	0	0
Adam Hauser	10/ 10	0	0	0	0	0	0.0	1 /	2	0	0	0	0	0	0
Cory Miller	1/ 0	0	0	0	0	2	0.0	2 /	4	0	0	0	0	0	0
Willy Marvin	3/ 2	0	0	0	0	0	0.0	0 /	0	0	0	0	0	0	0
Team	2/ 0	0	0	0	0	0	0.0	0 /	0	0	0	0	0	0	0
Golden Gophers	12/ 12	35	57	92		383	9.1	107 /	239	13	3	0	5	1	0
Opponents	12/ 12	41	67	108		337	12.2	107 /	225	9	0	2	5	1	1

Bench Penalties: Golden Gophers 2 (4 Minutes); Opponents 1 (2 Minutes)
Power Play: Golden Gophers 13/64 (20.3%); Opponents 9/66 (13.6%);

Goaltending Statistics

Golden Gophers	GP/ GS	Min	GAA	W	L	T	ENG	Sho	GA	Sv	Sv %
Adam Hauser	10/ 10	589:52	3.05	5	4	1	0	1	30	236	.887
Willy Marvin	3 / 2	138:58	3.89	0	1	1	0	0	9	60	.870
Golden Gophers	12/ 12	728:50	3.21	5	5	2	2	1	39	296	.884
Opponents	12/ 12	727:06	2.89	5	5	2	0	0	35	348	.909

Statistics by Period

Goals	1	2	3	OT	Tot	Penalties	1	2	3	OT	Tot
Golden Gophers	11	13	11	0	35	Golden Gophers	30	39	37	1	107
Opponents	15	12	14	0	41	Opponents	30	39	36	2	107
Shots	1	2	3	OT	Tot	Penalty Minutes	1	2	3	OT	Tot
Golden Gophers	114	132	131	6	383	Golden Gophers	71	78	88	2	239
Opponents	109	111	107	8	335	Opponents	71	78	72	4	225

MINNESOTA HOCKEY CAREER STATS

Note: Current players are listed who have played more than one full season of college hockey. Totals are updated through the Boston College series.

#4 • Dylan Mills

Year	GP	G	A	TP	P/PIM	PP	GW	SH	HT
97-98	39	1	10	11	16/32	0	0	0	0
98-99	20	2	6	8	8/16	1	0	0	0
Total	59	3	16	19	24/48	1	0	0	0

#7 • Erik Westrum

Year	GP	G	A	TP	P/PIM	PP	GW	SH	HT
97-98	39	6	12	18	20/43	1	1	1	0
98-99	19	4	9	13	10/31	2	1	0	0
Total	58	10	21	31	30/74	3	2	1	0

#14 • Cory Miller

Year	GP	G	A	TP	P/PIM	PP	GW	SH	HT
96-97	11	1	0	1	0/0	0	0	0	0
97-98	22	0	0	0	11/30	0	0	0	0
98-99	2	0	0	0	3/6	0	0	0	0
Total	35	1	0	1	14/36	0	0	0	0

#19 • Reggie Berg

Year	GP	G	A	TP	P/PIM	PP	GW	SH	HT
95-96	40	23	11	34	29/69	2	2	1	2
96-97	38	11	26	37	20/48	3	1	0	0
97-98	39	20	19	39	22/55	5	1	1	0
98-99	20	7	13	20	16/40	0	1	1	0
Total	137	61	69	130	87/212	10	5	3	2

#27 • Aaron Miskovich

Year	GP	G	A	TP	P/PIM	PP	GW	SH	HT
97-98	28	4	8	12	7/14	1	0	1	0
98-99	20	5	4	9	6/12	0	2	1	0
Total	48	9	12	21	13/26	1	2	2	0

#33 • Dave Spehar

Year	GP	G	A	TP	P/PIM	PP	GW	SH	HT
96-97	40	20	17	37	15/30	11	5	0	0
97-98	39	19	18	37	17/34	8	2	0	0
98-99	18	6	12	18	12/24	6	1	0	0
Total	97	45	47	92	44/88	25	8	0	0

#5 • Ryan Trebil

Year	GP	G	A	TP	P/PIM	PP	GW	SH	HT
96-97	8	0	0	0	4/8	0	0	0	0
97-98	39	2	3	5	37/96	0	0	0	0
98-99	13	1	1	2	12/32	0	0	0	0
Total	60	3	4	7	53/136	0	0	0	0

#10 • Mike Anderson

Year	GP	G	A	TP	P/PIM	PP	GW	SH	HT
95-96	28	3	6	9	20/51	0	1	0	0
96-97	42	9	11	20	19/46	1	0	0	0
97-98	31	12	13	25	23/62	3	0	0	0
98-99	20	3	5	8	18/44	0	0	1	0
Total	121	27	35	62	80/203	4	1	1	0

#15 • Stuart Senden

Year	GP	G	A	TP	P/PIM	PP	GW	SH	HT
97-98	32	5	3	8	9/18	0	0	0	0
98-99	18	2	2	4	3/6	0	0	0	0
Total	50	7	5	12	12/24	0	0	0	0

#21 • Mike Lyons

Year	GP	G	A	TP	P/PIM	PP	GW	SH	HT
96-97	32	1	5	6	23/68	0	0	0	0
97-98	38	1	12	13	30/60	0	0	0	0
98-99	20	0	3	3	11/38	0	0	0	0
Total	90	2	20	22	64/166	0	0	0	0

#28 • Matt Leimbek

Year	GP	G	A	TP	P/PIM	PP	GW	SH	HT
97-98	39	0	5	5	8/24	0	0	0	0
98-99	9	0	2	2	2/4	0	0	0	0
Total	48	0	7	7	10/28	0	0	0	0

#35 • Erik Day

Year	G	W-L-T	MIN	GA	GAA	SV	SV%
96-97	5	3-1-0	240	4	1.00	86	.956
97-98	9	3-2-0	389	24	3.70	144	.857
98-99	0	0-0-0	0	0	x.xx	0	.xxx
Total	14	6-3-0	629	28	2.67	230	.891

#6 • Brad Timmons

Year	GP	G	A	TP	P/PIM	PP	GW	SH	HT	
95-96	32	1	2	3	25/61	0	0	0	0	
96-97	17	0	0	0	7/14	0	0	0	0	
97-98	transfer rule - sat out season									
98-99	6	1	2	3	1/2	0	0	0	0	
Total	55	2	4	6	33/77	0	0	0	0	

#13 • Nate Miller

Year	GP	G	A	TP	P/PIM	PP	GW	SH	HT
96-97	40	5	9	14	14/36	0	3	0	0
97-98	39	8	6	14	21/42	2	0	0	0
98-99	20	5	4	9	13/34	2	0	0	0
Total	99	18	19	37	48/112	4	3	0	0

#17 • Wyatt Smith

Year	GP	G	A	TP	P/PIM	PP	GW	SH	HT
95-96	32	4	5	9	16/32	0	1	1	0
96-97	38	16	14	30	18/44	3	4	1	0
97-98	39	24	23	47	31/62	3	3	1	2
98-99	20	11	11	22	7/14	5	2	1	0
Total	129	55	53	108	72/152	11	10	4	2

#24 • Bill Kohn

Year	GP	G	A	TP	P/PIM	PP	GW	SH	HT
95-96	7	0	2	2	4/8	0	0	0	0
96-97	42	5	10	15	40/80	2	1	0	0
97-98	36	4	16	20	35/89	1	0	0	0
98-99	20	0	3	3	15/41	0	0	0	0
Total	105	9	31	40	94/218	3	1	0	0

#29 • Rico Pagel

Year	GP	G	A	TP	P/PIM	PP	GW	SH	HT
96-97	29	5	5	10	6/12	0	0	0	0
97-98	39	8	11	19	9/18	1	2	0	0
98-99	12	1	4	5	2/4	0	0	0	0
Total	80	14	20	34	17/34	1	2	0	0

GOLDEN GOPHER HOCKEY

Weekly Release & Notes/January 12, 1999



THIS WEEKEND

MINNESOTA STATE-MANKATO (9-9-2) AT MINNESOTA (7-11-4, 5-6-3)

MARIUCCI ARENA/MINNEAPOLIS, MINN.

FRIDAY, JANUARY 15 7:05 P.M. CST (MSC, KSTP-AM 1500)

SATURDAY, JANUARY 16 7:05 P.M. CST (KSTP-AM 1500)

Series Information

Minnesota leads 2-0-0
First meeting - 1/2/98, MN 6-2
Last meeting - 1/3/98, MN 4-3

Team Comparisons

Minnesota		MSU-Mankato
19/122 (.156)	PP	22/107 (.206)
96/115 (.835)	PK	91/110 (.827)
2-6-2 (.300)	Last 10 Games	3-7-0 (.300)
2.86	Goals/Game	4.20
3.77	Goals Allowed/Game	3.40
33.90	Shots On Goal/Game	34.00
9.05	Penalties/Game	7.75
4-7-2 (.385)	Home	5-2-1 (.688)
3-4-2 (.444)	Road	3-6-1 (.350)

Last Season vs. Minnesota State-Mankato: The Golden Gophers claimed both games in the first-ever meetings between the two schools last season • Minnesota won 6-2 behind a three-point effort by Wyatt Smith before winning a one-goal game (4-3) on the second night • the Golden Gophers trailed 2-1 early in the second period of the first game before ripping off five straight goals to claim the win • last season's sweep was Minnesota's first of the 1997-98 season • the 10 goals scored on the weekend by the Golden Gophers were scored by seven different players • Minnesota was 4-for-12 (.333) on the power play, while MSU was just 1-for-11 (.091) with the man advantage • 11 different Golden Gophers, including 10 returning players this season, scored a point in the 6-2 win on 1/2/98

Mavericks Become Member Of WCHA Next Season: Minnesota State-Mankato will become the 10th member of the WCHA beginning with the 1999-2000 season • the Mavericks participated in the WCHA postseason last season, dropping two games in the best-of-three series to North Dakota (5-2, 5-4)

Mavericks vs. WCHA Teams This Season: Minnesota State-Mankato is 2-6-0 against WCHA teams this season, and is in the midst of an eight-game stretch against WCHA clubs • the Mavericks swept Alaska-Anchorage (4-3, 5-2) on the road to begin the season • MSU has lost six straight to WCHA teams - two at Colorado College (6-4, 7-3), two at St. Cloud State (6-3, 3-1), and two at home against North Dakota last weekend (5-4, 5-2) • MSU travels to Wisconsin for a series against the Badgers next weekend

Only Friday Game To Be Televised: Midwest Sports Channel will broadcast only Friday night's game against Minnesota State-Mankato. Both games can be heard on the radio home of Golden Gopher men's hockey, KSTP-AM 1500.

Career Scoring vs. Minnesota State-Mankato

Player (games)	G-A--Pts	Notes
Wyatt Smith (2)	2-4--6	Two three-point games - 1g, 2a each night
Dylan Mills (2)	0-4--4	Back-to-back multiple-point games last season
Dave Spehar (2)	2-0--2	Goal in each game last season
Mike Anderson (2)	1-1--2	Assisted on GWG on 1/3/98
Reggie Berg (2)	1-1--2	Scored final goal in 6-2 win on 1/2/98
Rico Pagel (2)	1-1--2	Scored GWG in 4-3 win on 1/3/98
Erik Westrum (2)	1-0--1	Third-period goal on 1/2/98
Nate Miller (2)	0-1--1	Assist on Berg goal
Matt Leimbek (2)	0-1--1	Assist on Westrum goal
Mike Lyons (2)	0-1--1	Assist on Westrum goal

WCHA The Rest Of The Way: Following this weekend's series against the Mavericks, the Golden Gophers close out the season with 14 straight games against league opponents

1998-99 SCHEDULE/RESULTS

Oct. 9	#ST. LAWRENCE	L 4-6
Oct. 10	#OHIO STATE	W 4-3
Oct. 16	MINNESOTA-DULUTH	T 2-2
Oct. 17	MINNESOTA-DULUTH	W 3-1
Oct. 23	ST. CLOUD STATE	W 3-0
Oct. 24	@ St. Cloud State	L 5-6
Oct. 30	@ Wisconsin	W 3-2
Oct. 31	@ Wisconsin	W 3-2
Nov. 6	COLORADO COLLEGE	L 1-7
Nov. 7	COLORADO COLLEGE	L 1-6
Nov. 13	NORTH DAKOTA	T 4-4
Nov. 14	NORTH DAKOTA	L 3-5
Nov. 20	@ Alaska-Anchorage	L 3-5
Nov. 21	@ Alaska-Anchorage	W 4-1
Nov. 27	#MICHIGAN	L 2-3
Nov. 29	#MICHIGAN STATE	W 2-1
Dec. 27	#PRINCETON	L 1-4
Dec. 28	#OHIO STATE	L 5-6
Dec. 30	*IF BJORKLOVEN	L 4-6
Jan. 2	@ Boston College	L 4-8
Jan. 3	#@ Boston College	T 3-3
Jan. 9	@ Denver (World Arena)	T 3-3
Jan. 10	@ Denver (McNichols)	L 0-5
Jan. 15	#MINNESOTA STATE-MANKATO	7:05 p.m.
Jan. 16	#MINNESOTA STATE-MANKATO	7:05 p.m.
Jan. 22	@ North Dakota	7:35 p.m.
Jan. 23	@ North Dakota	7:35 p.m.
Jan. 29	MICHIGAN TECH	7:05 p.m.
Jan. 30	MICHIGAN TECH	7:05 p.m.
Feb. 5	@ Colorado College	8:35 p.m.
Feb. 6	@ Colorado College	8:05 p.m.
Feb. 13	ALASKA-ANCHORAGE	2:05 p.m.
Feb. 14	ALASKA-ANCHORAGE	2:05 p.m.
Feb. 19	@ St. Cloud State	7:35 p.m.
Feb. 20	ST. CLOUD STATE	7:05 p.m.
Feb. 26	@ Minnesota-Duluth	7:05 p.m.
Feb. 27	@ Minnesota-Duluth	7:05 p.m.
March 5	WISCONSIN	7:05 p.m.
March 6	WISCONSIN	7:05 p.m.
March 12-14	WCHA First Round Playoffs	TBA
March 18-20	WCHA Final Five	Target Center
March 25-27	NCAA Regionals	Madison/Worcester
April 1-3	NCAA Championships	

*-Exhibition game
#-Nonconference game

LAST WEEKEND

Minnesota State-Mankato: The Mavericks dropped a pair of home games to North Dakota (5-4, 5-2)

Minnesota: The Golden Gophers took just one league point home from Denver last weekend, earning a 3-3 tie Saturday night before a 5-0 blanking by the Pioneers on Sunday evening

The Last Time

Minnesota Swept A Road Series:

October 30-31, 1998 @ Wisconsin (3-2, 3-2)

Minnesota Was Swept In A Road Series:

February 27-28, 1998 @ Colorado College (4-3, 9-6)

Minnesota Swept A Home Series:

February 20-21, 1998 vs. Alaska-Anchorage (3-0, 4-2)

Minnesota Was Swept In A Home Series:

November 6-7, 1998 vs. Colorado College (7-1, 6-1)

Minnesota Shut Out An Opponent:

October 23, 1998 vs. St. Cloud State (Adam Hauser, 3-0)

An Opponent Shut Out Minnesota:

January 10, 1999 @ Denver (Stephen Wagner, 5-0)

Minnesota Player Scored A Hat Trick:

March 6, 1998 @ St. Cloud State (Reggie Berg, 6-2 Minnesota win)

Minnesota Player Scored A Natural Hat Trick:

December 30, 1994 @ Mariucci Arena vs. Yale (Ryan Kraft, 6-2 Minnesota win)

An Opponent Scored A Hat Trick:

January 2, 1999 @ Boston College (Jeff Farkas, four goals, 8-4, Minnesota loss)

Minnesota Player Scored Four Goals In A Game:

February 28, 1998 @ Colorado College (Wyatt Smith, 9-6 Minnesota loss)

Minnesota Won When Trailing After Two Periods:

March 14, 1997 vs. St. Cloud State at WCHA Final Five (5-4 Minnesota overtime win/trailing 4-3 heading into third period)

Minnesota Had 50 or More Shots On Goal In A Game:

October 9, 1998 vs. St. Lawrence in Icebreaker Invitational (50 shots, 6-4 Minnesota loss)

Opponent Had 50 or More Shots On Goal In A Game:

January 31, 1997 @ North Dakota (51 shots, 6-4 Minnesota loss)

Minnesota Player Scored A Shorthanded Goal:

November 29, 1998 vs. Michigan State (Mike Anderson, second period, 2-1 Minnesota win)

Minnesota Won In Overtime:

March 14, 1997 vs. St. Cloud State at WCHA Final Five (5-4)

Minnesota Lost In Overtime:

March 15, 1998 @ Minnesota-Duluth (5-4)

Minnesota Tied In Overtime:

January 9, 1999 @ Denver (3-3)

Minnesota Scored 10 Goals Or More In A Game:

November 9, 1996 vs. North Dakota (10-6 Minnesota win)

Opponent Scored 10 Goals Or More In A Game:

January 30, 1993 @ Michigan Tech (10-2 Minnesota loss)

Team Notes

☞ Minnesota was shutout for the first time since March 4, 1995 at St. Cloud State when DU's Stephen Wagner smothered all 32 Golden Gopher shots in the 5-0 Pioneer win on Sunday night - it was the first time the Golden Gophers had been blanked in their last 153 contests

☞ At the halfway point of the 1998-99 season, just five points separate six teams between third and eighth place in the WCHA standings

☞ Saturday night's tie at Denver was Minnesota's fourth of the 1998-99 season, more than the total of the previous three seasons combined (3)

☞ A total of 11 different Golden Gophers fired at least one shot on goal in Saturday night's tie at Denver - on the weekend, Minnesota outshot Denver 78-49

☞ Seven of the last eight WCHA points the Golden Gophers have earned have been on the road

☞ Minnesota has 14 WCHA games remaining - seven each on the road and at Mariucci Arena

☞ 17 of 18 Golden Gophers registered at least one shot on goal in Saturday night's 3-3 tie at Denver, followed by 13 of 18 skaters posting a shot on net in Sunday night's loss at DU

☞ Minnesota has held a lead for just 15:18 of its last 370 minutes of play

☞ The Golden Gophers are 7-1-3 (.773) when allowing three or fewer goals and 0-10-1 (.045) when allowing four or more goals this season

☞ 12 of the Golden Gophers' final 16 games are in the state of Minnesota

☞ The Golden Gophers have not scored first in a game since their last win - Nov. 29 at Mariucci Arena against Michigan State (six games)

☞ Opponents have scored just six power-play goals against the Golden Gophers on the road this season (6-for-44, .136)

☞ Minnesota has outscored its opponents 8-2 in the first period of wins and been outnumbered 20-6 in the first period of losses this season

Minnesota's Record When In 1998-99

Overall Record	7-11-4
WCHA Record	5-6-3
Home Record	4-7-2
Road Record	3-4-2
Neutral Site Record	0-0-0
Last 20 Games	6-10-4
Last 10 Games	2-6-2
Last 5 Games	0-3-2
Power Play	19 of 122 (.156)
Penalty Kill	96 of 115 (.835)
Scoring A Power-Play Goal	5-5-3
Not Scoring A Power-Play Goal	2-6-1
Allowing A Power-Play Goal	4-9-3
Not Allowing A Power-Play Goal	3-2-1
Scoring A Short-Handed Goal	2-2-0
Allowing A Short-Handed Goal	0-0-0
Penalties/Avg. Per Game	199/9.0
Penalty Minutes/Avg. Per Game	479/21.8
10 Or More Penalties	3-2-1
Fewer Than 10 Penalties	4-9-3
More Penalties Than Opponent	1-4-2
Fewer Penalties Than Opponent	6-4-2
Same Amount Of Penalties	0-3-0
In One-Goal Games	4-3-0
In Two-Goal Games	1-3-0
In Three-Goal or More Games	2-5-0
In Overtime Games	0-0-4
Scoring 4 or More Goals	2-4-1
Scoring 3 or Fewer Goals	5-7-3
Scoring 3 or More Goals	6-6-3
Scoring 2 or Fewer Goals	1-5-1
Allowing 4 or More Goals	0-10-1
Allowing 3 or Fewer Goals	7-1-3
Scoring First Goal Of Game	6-4-1
Opponents Score First	1-7-3
Leading After One Period	5-1-1
Trailing After One Period	0-6-2
Tied After One Period	2-4-1
Scoring First Goal Of Second Period	5-3-2
Leading After Two Periods	5-0-1
Trailing After Two Periods	0-8-2
Tied After Two Periods	2-3-1
Scoring First Goal Of Third Period	3-3-0
Having 10-19 Shots On Goal	0-0-0
Having 20-29 Shots On Goal	3-4-0
Having 30-39 Shots On Goal	3-5-2
Having 40 or More Shots On Goal	1-2-2
Allowing Fewer Than 10 Shots On Goal	0-0-0
Allowing 10-19 Shots On Goal	1-0-0
Allowing 20-29 Shots On Goal	5-8-1
Allowing 30-39 Shots On Goal	1-3-3
Allowing 40 or More Shots On Goal	0-0-0
Outshooting Opponent	5-8-3
Opponent Outshoots Minnesota	2-3-1
Shots Are Even	0-0-0
October	5-2-1
November	2-5-1
December	0-2-0
January	0-2-2
February	0-0-0
March	0-0-0
Fridays	2-4-2
Saturdays	5-4-1
Sundays	0-2-1
Mondays	0-1-0
Series Record	2-4-2
Games Following A Win	2-4-1
Games Following A Loss	4-4-2
Games Following A Tie	1-2-1

#1 Adam Hauser

Fr., 6-2, 195, Bovey, Minn.

- √ Leads the WCHA in shutout periods in league games only (19), and tied for the league lead in that category in all games (25)
- √ Has started 16 straight and 18 of the last 19 games in net
- √ Named WCHA Rookie of the Week after back-to-back road wins at Wisconsin on 10/30-31/98
- √ Has a 1.17 GAA and .955 saves percentage in his six wins and 5.17 GAA and .817 saves percentage in his 10 losses - has 3-3-2 record, 3.31 GAA and .881 saves percentage on the road this season compared with 3-7-1, 3.72, .864 at home

#3 Jordan Leopold

Fr., 6-0, 195, Robbinsdale, Minn.

- √ Returned to the Golden Gopher lineup in Denver last weekend after spending stint with the U.S. Junior National team competing in Canada
- √ Fifth on the team in overall scoring (5-8--13)
- √ Was -4 in last weekend's series at Denver

#4 Dylan Mills

So., 5-11, 212, Duluth, Minn.

- √ One of five Golden Gophers with a positive plus/minus rating (+1) through 22 games

#7 Erik Westrum

So., 5-11, 187, Apple Valley, Minn.

- √ Leads the team in scoring (1-6--7) and penalties (7/22) over the last six games
- √ Fourth on the team in scoring (4-10--14)
- √ Third on the team with 20 shots on goal in the last six games
- √ Had a four-game point scoring streak snapped as the Golden Gophers were shutout by Denver on Sunday night

#9 John Pohl

Fr., 6-0, 190, Red Wing, Minn.

- √ Has four of his seven points this season in his last six games
- √ Has a point in five of his last eight games
- √ Leads the team by scoring on 17.6 percent of his shots on goal

#10 Mike Anderson

Sr., 6-1, 202, Bloomington, Minn.

- √ Was +2 in last season's series against MSU
- √ Six of his eight points are in Golden Gopher wins and ties (3-3--6)
- √ Is +6 in Minnesota's wins and ties and -13 in the team's 11 losses
- √ Leads the team in penalties (19) and second in penalty minutes (46)

#11 Erik Wendell

Fr., 6-1, 196, Maple Grove, Minn.

- √ Leads the team with +3, including +1 in last weekend's series at Denver
- √ Has nine of his 23 shots on goal this season in the last three games

#15 Stuart Senden

So., 6-0, 192, Alexandria, Minn.

- √ Scored goal in Saturday night's tie at Denver
- √ Has tallied a goal in two of his last six shots on net

#17 Wyatt Smith

Sr., 5-11, 205, Warroad, Minn.

- √ Scored a point in 14 of the last 18 games and 17 of the 22 games on the season
- √ Minnesota is 3-1-1 in his five multiple-point games this season
- √ Leads the team in goals (12) and total points (12-11--23), and is the only Golden Gopher averaging over a point per game
- √ Second on the team in shots on goal (70)
- √ Tied for 12th in league games (8-6--14)

and 10th overall in the WCHA scoring race

- √ Has 15 points (7-8--15) in 13 home games and eight points (5-3--8) in nine road contests

#19 Reggie Berg

Sr., 5-11, 185, Anoka, Minn.

- √ Second on the team in scoring (7-15--22)
- √ Leads the team in assists (15)
- √ Leads the team in shots on goal with 104 in 22 games - no other Golden Gopher has more than 70 shots on goal this season
- √ Has 4-9--13 in Minnesota's seven wins and two ties and 3-3--6 in the team's 11 losses
- √ Minnesota is 28-3-2 in his career when Berg scores more than one point in a game
- √ Has 18-17--35 in Minnesota's last 24 wins
- √ Has not scored a goal in his last eight games, but has 38 shots on goal in those contests

#21 Mike Lyons

Jr., 6-0, 205, St. Paul, Minn.

- √ Scored first goal of the season in Saturday night's tie at Denver
- √ Had highest series output of the season with eight shots on goal last weekend at DU

#33 Dave Spehar

Jr., 5-7, 171, Duluth, Minn.

- √ Third on the team in scoring (6-12--18)
- √ Third on the team in goals (6) - all of which have come on the power play
- √ Did not score a point in last weekend's series with Denver - has scored just one goal in his last 13 games and has not registered a point in his last four games
- √ Both he and fellow junior Nate Miller played in their 100th career games last Saturday night at Denver

DID YOU KNOW ...

Reggie Berg needs just 18 points to become the 23rd member of the Golden Gopher 150-Point Club (currently has 61-71--132) • the Golden Gophers have scored on just five of their last 50 power-play opportunities • Minnesota has not won in the last 23 games (0-21-2) they have trailed after two periods - but have earned ties in two of the last seven games they have trailed after two periods • Minnesota is fourth in the WCHA on the power play and ranks second in the league penalty kill statistics • the Golden Gophers have been outscored 10-3 in the first period of the last six games • Minnesota is 13-6-1 (.675) on Jan. 15 and 11-12-1 (.479) on Jan. 16 in school history • Bill Kohn celebrates his 24th birthday on Saturday this week • Minnesota is 68-20-3 (.764) in its last 91 games when scoring first, but have lost four of its last six games when scoring first • Minnesota is 7-1-3 when allowing three or less goals and 0-10-1 when surrendering four or more markers • Minnesota is 4-1-2 this season when leading after one period and 0-6-2 when trailing after 20 minutes • Minnesota is 1-18-2 (.095) the last two seasons when trailing after one period • the Golden Gophers' 5-0 loss at Denver on Sunday night was the program's worst to DU since a 9-2 setback in Denver on 12/17/77 • on the season, the Golden Gophers have netted 20 of their 63 goals in the first three or final three minutes of a period • the Golden Gophers have surrendered a power-play goal in five of the last six games • eight of Minnesota's last 12 games have been either a tie, one-goal game, or two-goal game with an empty-net tally • Minnesota is 2-for-22 (.091) this season in its first power-play opportunity of the game • a total of seven Golden Gophers have been drafted by NHL organizations. A listing of players drafted and the respective organization follows: Mike Anderson--Washington; Reggie Berg--Toronto; Aaron Miskovich--Colorado; Pat O'Leary--Phoenix; John Pohl--St. Louis; Wyatt Smith--Phoenix; Erik Westrum--Phoenix

About This Week's Opponent Minnesota State-Mankato

Location: Mankato, Minn.
Founded: 1868
Enrollment: 12,300
Arena: Mankato Civic Center
Ring Size: 200 x 100
Head Coach: Don Brose
Brose's Career Record: 506-314-66 (.608)
Brose At MSU: 506-314-66 (.608)
Assistant Coaches: Troy Jutting, Eric Means
Notes: MSU is 9-1-1 when scoring first and 0-8-1 when its opponent scores first • Aaron Fox leads the Mavericks in scoring (12-14--26), with Rob White tied for the club goal scoring lead (12) • Brian Nelson, Eric Pateman, and Todd Kelzenberg have all seen time in the nets

1998-99 WCHA STANDINGS

Team (Overall Record, win %)	GP	W	L	T	Pts	GF	GA	GDif
North Dakota (15-2-1, .861)	12	10	1	1	21	57	33	+24
Colorado College (15-6-1, .705)	14	10	4	0	20	59	36	+23
Wisconsin (8-10-2, .450)	14	7	6	1	15	35	35	even
Alaska-Anchorage (9-9-2, .500)	14	6	6	2	14	32	36	-4
Denver (10-8-1, .553)	14	6	7	1	13	50	46	+4
Minnesota (7-11-4, .409)	14	5	6	3	13	38	49	-11
St. Cloud State (10-9-1, .525)	14	6	8	0	12	42	48	-6
Michigan Tech (5-14-1, .275)	14	5	9	0	10	30	45	-15
Minnesota-Duluth (5-15-2, .273)	14	2	10	2	6	28	43	-15

This Week In The WCHA

Friday, January 15

Wisconsin @ Alaska-Anchorage
 North Dakota @ Colorado College
 Denver @ Minnesota-Duluth
 St. Cloud State @ Michigan Tech
 #-Minnesota State-Mankato @ Minnesota

Saturday, January 16

Wisconsin @ Alaska-Anchorage
 North Dakota @ Colorado College
 Denver @ Minnesota-Duluth
 St. Cloud State @ Michigan Tech
 #-Minnesota State-Mankato @ Minnesota

#-nonconference game

1998-99 season highs/lows

TEAM

MOST GOALS/GAME	(5) two times, last 12/28 vs. Ohio State
LEAST GOALS/GAME	(0) 1/10 vs. Denver
MOST ASSISTS/GAME	(10) 12/28 vs. Ohio State
LEAST ASSISTS/GAME	(0) 1/10 vs. Denver
MOST GOALS AGAINST/GAME	(8) 1/2 @ Boston College
LEAST GOALS AGAINST/GAME	(0) 10/23 vs. St. Cloud State
MOST ASSISTS AGAINST/GAME	(13) 11/6 vs. Colorado College
LEAST ASSISTS AGAINST/GAME	(0) 10/23 vs. St. Cloud State
MOST GOALS/PERIOD	(4) 12/28 vs. Ohio State - third period
MOST GOALS AGAINST/PERIOD	(5) 1/2 @ Boston College - third period
MOST POWER PLAY GOALS/GAME	(3) 10/24 @ St. Cloud State
MOST POWER PLAY GOALS ALLOWED/GAME	(2) three times, last 11/7 vs. Colorado College
MOST SHOTS ON GOAL/GAME	(50) 10/9 vs. St. Lawrence
LEAST SHOTS ON GOAL/GAME	(20) 11/29 vs. Michigan State
MOST SHOTS AGAINST/GAME	(37) 1/2 @ Boston College
LEAST SHOTS AGAINST/GAME	(17) 10/17 vs. Minnesota-Duluth
MOST SHOTS ON GOAL/PERIOD	(22) 10/9 vs. St. Lawrence
MOST SHOTS AGAINST/PERIOD	(20) 11/13 vs. North Dakota - first period
MOST PENALTIES/GAME	(18) 1/2 @ Boston College
LEAST PENALTIES/GAME	(4) two times, last 1/3 @ Boston College
MOST PIM/GAME	(68) 1/2 @ Boston College
LEAST PIM/GAME	(8) two times, last 1/3 @ Boston College
MOST OPP. PENALTIES/GAME	(18) 10/30 @ Wisconsin
LEAST OPP. PENALTIES/GAME	(3) 1/3 @ Boston College
MOST OPP. PIM/GAME	(47) 10/30 @ Wisconsin
LEAST OPP. PIM/GAME	(6) 1/3 @ Boston College
QUICKEST TWO GOALS	(0:18) 10/10 vs. Ohio State - second period (Berg, Miskovich)
QUICKEST THREE GOALS	(6:05) 12/28 vs. Ohio State - third period (Spehar, N. Miller, Timmons)

Woog's Window

Minnesota Head Coach Doug Woog has produced unparalleled numbers as the man behind the Golden Gopher bench over the last 14 seasons. Entering Saturday's game, Woog has a career record of 381-179-35 (.670) overall and a WCHA mark of 275-122-32 (.678). Minnesota has appeared in the NCAA Tournament in 12 of Woog's 13 seasons and has finished first or second in the WCHA in 11 of his 13 campaigns. Among Woog's regular media appearances are: WCCO-AM (830) with Mike Max, Mondays and Fridays at 6:35 p.m. KSTP-AM (1500) with Pat Reusse and Joe Soucheray, Saturday mornings at 11 a.m., Thursday morning at 7:45 a.m., and the postgame show. KARE-TV (Ch. 11) Gopher Sports Extra on selected Saturdays at 11:05 p.m.

In The Training Room

Player (injury)	Status
Erik Day (knee)	out (season)
Wyatt Smith (knee)	probable
Dylan Mills (groin)	probable
Ryan Trebil (back)	probable
Aaron Miskovich (back)	probable

INDIVIDUAL

GOALS/GAME	(2) four times, last Jordan Leopold on 11/27 vs. Michigan
GOALS/PERIOD	(2) two times, last Nate Miller on 10/24 @ St. Cloud State - third period
ASSISTS/GAME	(3) Dave Spehar, 11/13 vs. North Dakota
ASSISTS/PERIOD	(2) six times, last Wyatt Smith on 12/28 vs. Ohio State - third period
POINTS/GAME	(3) six times, last Westrum on 1/2 @ Boston College
POINTS/PERIOD	(2) 15 times, last Smith and Spehar on 12/28 vs. Ohio State - third period
PENALTIES/GAME	(4) Erik Westrum, 1/10 @ Denver
PIM/GAME	(16) Erik Westrum, 1/10 @ Denver
SHOTS ON GOAL/GAME	(9) three times, last Reggie Berg, 12/28 vs. Ohio State
SAVES/GAME	(31) two times, Adam Hauser, 1/3 @ Boston College
+/- RATING/GAME	(+2) 18 times, last Bill Kohn on 12/28 vs. Ohio State

quick stats by series

	IB	UMD	SCSU	@WIS	CC	UND	@UAA	SHOW	MAR	@BC	@DU	MSU	@UND	MTU	@CC	UAA	SCSU	@UMD	WIS
Hauser	L 6g 18s	W 1g 16s	W 0g 26s	2W 4g 48s	2L 13g 37s	L T 8g 58s	W L 5g 51s	LW 4g 49s	2L 9g 51s	L T 11g 60s	T L 7g 41s								
Nenovich	0-0-0	0-0-0	0-0-0	dnp	0-0-0	0-0-0	0-0-0	0-0-0	0-0-0	0-0-0	dnp								
Leopold	0-2-2	0-1-1	0-3-3	0-1-1	0-1-1	1-0-1	2-0-2	2-0-2	dnp	dnp	0-0-0								
Mills	0-0-0	0-1-1	0-1-1	0-0-0	0-0-0	2-0-2	0-2-2	0-1-1	0-1-1	0-0-0	0-0-0								
Trebil	dnp	0-0-0	0-0-0	0-0-0	0-0-0	0-1-1	0-0-0	dnp	0-0-0	1-0-1	0-0-0								
Timmons	0-1-1	dnp	dnp	dnp	dnp	dnp	0-1-1	0-0-0	1-0-1	0-0-0	dnp								
Westrum	1-0-1	0-1-1	0-1-1	2-0-2	0-0-0	0-1-1	0-0-0	0-1-1	0-2-2	1-3-4	0-1-1								
Pohl	0-1-1	0-0-0	0-0-0	1-0-1	0-0-0	0-0-0	0-0-0	0-1-1	1-1-2	1-0-1	0-1-1								
Anderson	0-1-1	0-2-2	1-0-1	0-1-1	0-0-0	0-0-0	0-0-0	1-1-2	0-0-0	1-0-1	0-0-0								
Wendell	0-0-0	0-0-0	1-0-1	0-0-0	1-1-2	0-0-0	0-1-1	0-0-0	0-0-0	0-0-0	0-1-1								
Meyer	0-0-0	0-0-0	0-0-0	0-0-0	0-0-0	0-0-0	1-1-2	0-0-0	0-1-1	0-0-0	0-0-0								
N. Miller	1-1-2	0-1-1	2-0-2	0-0-0	0-0-0	1-0-1	0-0-0	0-0-0	1-1-2	0-1-1	0-0-0								
C. Miller	0-0-0	0-0-0	dnp	dnp	dnp	dnp	dnp	dnp	dnp	dnp	dnp								
Senden	0-0-0	0-0-0	0-0-0	0-0-0	1-0-1	0-0-0	0-0-0	0-0-0	1-0-1	0-1-1	1-0-1								
Smith	1-2-3	2-0-2	2-0-2	0-2-2	0-1-1	1-2-3	2-1-3	1-1-2	1-2-3	1-0-1	1-0-1								
Berg	2-2-4	0-2-2	1-0-1	1-2-3	0-0-0	1-2-3	2-2-4	0-0-0	0-0-0	0-3-3	0-2-2								
Lyons	0-0-0	0-0-0	0-0-0	0-0-0	0-0-0	0-1-1	0-2-2	0-0-0	0-0-0	0-0-0	1-0-1								
Kohn	0-1-1	0-0-0	0-1-1	0-0-0	0-0-0	0-0-0	0-0-0	0-0-0	0-0-0	0-1-1	0-0-0								
O'Leary	0-0-0	0-0-0	0-0-0	0-0-0	0-1-1	dnp	dnp	dnp	dnp	dnp	dnp								
Angell	0-0-0	0-1-1	0-1-1	0-2-2	0-0-0	dnp	dnp	dnp	0-0-0	1-0-1	0-0-0								
Miskovich	2-0-2	2-0-2	0-0-0	0-0-0	0-0-0	1-1-2	0-0-0	0-0-0	0-1-1	0-2-2	0-0-0								
Leimbek	0-0-0	0-0-0	dnp	0-0-0	0-0-0	0-0-0	0-2-2	0-0-0	dnp	dnp	dnp								
Pagel	0-1-1	0-1-1	0-0-0	dnp	dnp	dnp	dnp	0-0-0	0-1-1	1-1-2	0-0-0								
Spehar	1-1-2	1-0-1	1-2-3	2-1-3	0-0-0	0-5-5	0-0-0	0-1-1	1-2-3	0-0-0	0-0-0								

multiple-point games

Player(games)	Last Time	Record
Berg (7)	1/9 @ DU (2a)	3-2-2
Spehar (6)	12/28 vs. OSU (1g, 2a)	1-4-1
Smith (5)	12/28 vs. OSU (1g, 2a)	2-1-2
Leopold (2)	11/27 vs. MICH (2g)	0-2-0
N. Miller (2)	10/24 @ SCSU (2g)	1-1-0
Miskovich (2)	11/14 vs. UND (1g, 1a)	1-1-0
Westrum (2)	1/2 @ BC (1g, 2a)	0-2-0
Anderson (1)	10/17 vs. UMD (2a)	1-0-0
Leimbek (1)	11/20 @ UAA (2a)	0-1-0
Mills (1)	11/21 @ UAA (2a)	1-0-0
Senden (1)	1/2 @ BC (2a)	0-1-0

Safe At Home??

The following illustrates the breakdown of home and road league games remaining for WCHA teams. In all games, home teams have a record of 49-48-7 (.505)

Team (WCHA home record)	Home	Away
North Dakota (8-2-0)	8	8
Colorado College (8-2-1)	9	5
Wisconsin (5-7-2)	8	8
Alaska-Anchorage (7-4-0)	8	6
Denver (9-5-1)	6	10
Minnesota (4-7-2)	9	7
St. Cloud State (6-6-0)	8	8
Michigan Tech (1-8-0)	8	8
Minnesota-Duluth (1-7-1)	9	5

news and notes...

Skate With The Gophers Scheduled For Jan. 31: The University of Minnesota men's hockey program will host its annual "Skate With The Gophers" on Sunday, Jan. 31, 1999 from Noon to 3 p.m. at Mariucci Arena. The afternoon will feature the Golden Gopher hockey team, Goldy Gopher, and interactive games for fans of all ages.

Ice times must be reserved in advance by calling the Gopher Ticket Office at 624-8080 or 1-800-UGOPHER. The ticket office is open Monday through Friday from 9 a.m. to 5 p.m. There will be a \$1 admission fee at the door.

WCHA Final Five Tickets On Sale: Ticket packages for the 1999 WCHA Final Five at Target Center in Minneapolis, Minn., are currently on sale. The tournament, one of the premier college hockey events in the nation, is scheduled for March 18-20, 1999.

Ticket packages include tickets for all five tournament sessions, and are priced at \$76.25 per person. Ticket packages may be purchased at the Target Center ticket office, any Ticketmaster location, or by calling Ticketmaster at (612) 989-5151. To purchase tickets for groups of 20 or more, call the Target Center Group Sales Office at (612) 673-1311.

goal breakdown

	Last Wknd	Last 5 Gms	Season
5-on-5	2	12	36
6-on-5	0	0	1
4-on-4	0	0	3
PPG	1	4	19
SHG	0	0	4
ENG	0	0	0

wcha players of the week

OFFENSIVE PLAYER OF THE WEEK
October 19 Aaron Miskovich (vs.UMD)

ROOKIE OF THE WEEK
November 2 Adam Hauser (@WIS)

University of Minnesota
1998-99 Men's Ice Hockey Statistics
WCHA Games Only

Golden Gophers	GP/ GS	G	A	Pts	+/-	Sht	Sht %	Pen/	Min	PP	SH	EN	GW	GT	HT
Reggie Berg	14/ 10	5	10	15	-3	60	8.3	9/ 18		0	1	0	1	1	0
Wyatt Smith	14/ 6	8	6	14	-5	39	20.5	5/ 10		4	1	0	1	0	0
Dave Spehar	14/ 1	4	8	12	-6	42	9.5	10/ 20		4	0	0	1	0	0
Jordan Leopold	14/ 11	3	6	9	-3	33	9.1	5/ 10		1	0	0	0	0	0
Dylan Mills	14/ 4	2	4	6	-2	22	9.1	5/ 10		1	0	0	0	0	0
Erik Westrum	13/ 4	2	4	6	-7	31	6.5	11/ 41		2	0	0	1	0	0
Erik Wendell	13/ 1	2	3	5	3	11	18.2	9/ 18		0	0	0	0	0	0
Aaron Miskovich	14/ 7	3	1	4	-5	39	7.7	3/ 6		0	1	0	1	0	0
Nate Miller	14/ 10	3	1	4	-11	30	10.0	10/ 20		2	0	0	0	0	0
Mike Anderson	14/ 3	1	3	4	-6	40	2.5	8/ 16		0	0	0	0	0	0
Mike Lyons	14/ 2	1	3	4	-6	20	5.0	7/ 14		0	0	0	0	0	0
Nick Angell	10/ 2	0	4	4	-7	14	0.0	5/ 13		0	0	0	0	0	0
Stuart Senden	13/ 0	2	0	2	0	13	15.4	1/ 2		0	0	0	0	0	0
John Pohl	13/ 0	1	1	2	-7	10	10.0	4/ 8		0	0	0	0	0	0
Doug Meyer	12/ 0	1	1	2	-4	8	12.5	5/ 10		0	0	0	0	0	0
Matt Leimbek	7/ 0	0	2	2	1	7	0.0	1/ 2		0	0	0	0	0	0
Brad Timmons	2/ 0	0	1	1	1	0	0.0	0/ 0		0	0	0	0	0	0
Bill Kohn	14/ 9	0	1	1	-6	19	0.0	9/ 29		0	0	0	0	0	0
Rico Pagel	6/ 0	0	1	1	0	8	0.0	1/ 2		0	0	0	0	0	0
Pat O'Leary	5/ 0	0	1	1	-3	3	0.0	1/ 2		0	0	0	0	0	0
Ryan Trebil	11/ 0	0	1	1	-4	7	0.0	8/ 16		0	0	0	0	0	0
Mark Nenovich	6/ 0	0	0	0	1	3	0.0	4/ 8		0	0	0	0	0	0
Adam Hauser	12/ 12	0	0	0	0	0	0.0	1/ 2		0	0	0	0	0	0
Cory Miller	1/ 0	0	0	0	0	2	0.0	2/ 4		0	0	0	0	0	0
Willy Marvin	3/ 2	0	0	0	0	0	0.0	0/ 0		0	0	0	0	0	0
Team	3/ 0	0	0	0	0	0	0.0	0/ 0		0	0	0	0	0	0
Golden Gophers	14/ 14	38	62	100		461	8.2	126/ 285		14	3	0	5	1	0
Opponents	14/ 14	49	81	130		386	12.7	130/ 271		10	0	3	6	2	1

Bench Penalties: Golden Gophers 2 (4 Minutes); Opponents 1 (2 Minutes)

Power Play: Golden Gophers 14/76 (18.4%); Opponents 10/73 (13.7%);

Goaltending Statistics

Golden Gophers	GP/ GS	Min	GAA	W	L	T	ENG	Sho	GA	Sv	Sv %
Adam Hauser	12/ 12	714:19	3.11	5	5	2	0	1	37	277	.882
Willy Marvin	3/ 2	138:58	3.89	0	1	1	0	0	9	60	.870
Golden Gophers	14/ 14	853:17	3.23	5	6	3	3	1	46	337	.880
Opponents	14/ 14	851:57	2.68	6	5	3	0	1	38	423	.918

Statistics by Period

Goals	1	2	3	OT	Tot	Penalties	1	2	3	OT	Tot
Golden Gophers	13	14	11	0	38	Golden Gophers	34	49	42	1	126
Opponents	20	14	15	0	49	Opponents	36	50	42	2	130
Shots	1	2	3	OT	Tot	Penalty Minutes	1	2	3	OT	Tot
Golden Gophers	136	153	160	12	461	Golden Gophers	79	98	106	2	285
Opponents	127	128	118	11	384	Opponents	83	100	84	4	271

University of Minnesota
1998-99 Men's Ice Hockey Statistics
Record: 7-11- 4/ 5- 6- 3 WCHA

Golden Gophers	GP/ GS	G	A	Pts	+ / -	Sht	Sht %	Pen/	Min	PP	SH	EN	GW	GT	HT
Wyatt Smith	22/ 11	12	11	23	-9	70	17.1	7 /	14	6	1	0	2	0	0
Reggie Berg	22/ 15	7	15	22	-5	104	6.7	16/	40	0	1	0	1	1	0
Dave Spehar	22/ 4	6	12	18	-7	56	10.7	12/	24	6	0	0	1	0	0
Erik Westrum	21/ 6	4	10	14	-7	57	7.0	14/	47	2	0	0	1	0	0
Jordan Leopold	18/ 15	5	8	13	-2	44	11.4	5 /	10	1	0	0	0	0	0
Aaron Miskovich	22/ 9	5	4	9	-6	51	9.8	6 /	12	0	1	0	2	0	0
Nate Miller	22/ 12	5	4	9	-12	42	11.9	14/	36	2	0	0	0	0	0
Mike Anderson	22/ 4	3	5	8	-7	59	5.1	19/	46	0	1	0	0	0	0
Dylan Mills	22/ 8	2	6	8	1	34	5.9	8 /	16	1	0	0	0	0	0
John Pohl	21/ 0	3	4	7	-5	17	17.6	5 /	10	0	0	0	0	0	0
Stuart Senden	20/ 1	3	2	5	1	23	13.0	3 /	6	0	0	0	0	0	0
Erik Wendell	20/ 2	2	3	5	3	23	8.7	13/	26	0	0	0	0	0	0
Nick Angell	16/ 4	1	4	5	-14	22	4.5	7 /	17	1	0	0	0	0	0
Rico Pagel	14/ 1	1	4	5	-1	23	4.3	2 /	4	0	0	0	0	1	0
Mike Lyons	22/ 4	1	3	4	-8	31	3.2	12/	40	0	0	0	0	0	0
Brad Timmons	6/ 0	1	2	3	2	3	33.3	1 /	2	0	0	0	0	0	0
Doug Meyer	19/ 1	1	2	3	-5	12	8.3	5 /	10	0	0	0	0	0	0
Bill Kohn	22/ 13	0	3	3	-5	35	0.0	16/	43	0	0	0	0	0	0
Ryan Trebil	15/ 0	1	1	2	-6	13	7.7	13/	34	0	0	0	0	0	0
Matt Leimbek	9/ 0	0	2	2	1	10	0.0	2 /	4	0	0	0	0	0	0
Pat O'Leary	6/ 0	0	1	1	-3	4	0.0	2 /	4	0	0	0	0	0	0
Mark Nenovich	11/ 0	0	0	0	0	7	0.0	8 /	16	0	0	0	0	0	0
Adam Hauser	19/ 19	0	0	0	0	0	0.0	3 /	6	0	0	0	0	0	0
Cory Miller	2/ 0	0	0	0	0	6	0.0	3 /	6	0	0	0	0	0	0
Willy Marvin	4/ 3	0	0	0	0	0	0.0	0 /	0	0	0	0	0	0	0
Team	4/ 0	0	0	0	0	0	0.0	0 /	0	0	0	0	0	0	0
Golden Gophers	22/ 22	63	106	169		746	8.4	199/	479	19	4	0	7	2	0
Opponents	22/ 22	83	128	211		618	13.4	207/	476	19	1	4	11	2	2

Bench Penalties: Golden Gophers 3 (6 Minutes); Opponents 2 (4 Minutes)
Power Play: Golden Gophers 19/122 (15.6%); Opponents 19/115 (16.5%);

Goaltending Statistics

Golden Gophers	GP/ GS	Min	GAA	W	L	T	ENG	Sho	GA	Sv	Sv %
Adam Hauser	19/ 19	1134:46	3.54	6	10	3	0	1	67	455	.872
Willy Marvin	4 / 3	198:58	3.62	1	1	1	0	0	12	80	.870
Golden Gophers	22/ 22	1333:44	3.55	7	11	4	4	1	79	535	.871
Opponents	22/ 22	1336:05	2.83	11	7	4	0	1	63	683	.916

Statistics by Period

Goals	1	2	3	OT	Tot	Penalties	1	2	3	OT	Tot
Golden Gophers	17	23	23	0	63	Golden Gophers	57	68	72	2	199
Opponents	28	25	30	0	83	Opponents	60	69	75	3	207
Shots	1	2	3	OT	Tot	Penalty Minutes	1	2	3	OT	Tot
Golden Gophers	214	258	260	14	746	Golden Gophers	125	136	214	4	479
Opponents	200	218	187	11	616	Opponents	131	157	182	6	476

University of Minnesota
1998-99 Men's Ice Hockey Statistics
Record: 7-11- 4/ 5- 6- 3 WCHA

Date	Opponent	Score	Record	Site	Attend	Goaltender of Record	
10/ 9	St. Lawrence	4 - 6 L	0- 1	H Mariucci Arena	9456	Adam Hauser	0- 1- 0
10/10	Ohio State	W 4 - 3	1- 1	H Mariucci Arena	9467	Willy Marvin	1- 0- 0
10/16	*Minnesota-Duluth	2 - 2 T OT	1- 1- 1	H Mariucci Arena	9791	Willy Marvin	1- 0- 1
10/17	*Minnesota-Duluth	W 3 - 1	2- 1- 1	H Mariucci Arena	9787	Adam Hauser	1- 1- 0
10/23	*St. Cloud State	W 3 - 0	3- 1- 1	H Mariucci Arena	9790	Adam Hauser	2- 1- 0
10/24	*St. Cloud State	5 - 6 L	3- 2- 1	A St. Cloud, Minn.	7051	Willy Marvin	1- 1- 1
10/30	*Wisconsin	W 3 - 2	4- 2- 1	A Madison, Wis.	13057	Adam Hauser	3- 1- 0
10/31	*Wisconsin	W 3 - 2	5- 2- 1	A Madison, Wis.	14059	Adam Hauser	4- 1- 0
11/ 6	*Colorado College	1 - 7 L	5- 3- 1	H Mariucci Arena	9776	Adam Hauser	4- 2- 0
11/ 7	*Colorado College	1 - 6 L	5- 4- 1	H Mariucci Arena	9841	Adam Hauser	4- 3- 0
11/13	*North Dakota	4 - 4 T OT	5- 4- 2	H Mariucci Arena	9860	Adam Hauser	4- 3- 1
11/14	*North Dakota	3 - 5 L	5- 5- 2	H Mariucci Arena	9908	Adam Hauser	4- 4- 1
11/20	*Alaska-Anchorage	3 - 5 L	5- 6- 2	A Anchorage, Alaska	3882	Adam Hauser	4- 5- 1
11/21	*Alaska-Anchorage	W 4 - 1	6- 6- 2	A Anchorage, Alaska	4733	Adam Hauser	5- 5- 1
11/27	Michigan	2 - 3 L	6- 7- 2	H Mariucci Arena	9822	Adam Hauser	5- 6- 1
11/29	Michigan State	W 2 - 1	7- 7- 2	H Mariucci Arena	9563	Adam Hauser	6- 6- 1
12/27	Princeton	1 - 4 L	7- 8- 2	H Mariucci Arena	9829	Adam Hauser	6- 7- 1
12/28	Ohio State	5 - 6 L	7- 9- 2	H Mariucci Arena	9648	Adam Hauser	6- 8- 1
1/ 2	Boston College	4 - 8 L	7-10- 2	A Boston, Mass.	4124	Adam Hauser	6- 9- 1
1/ 3	Boston College	3 - 3 T OT	7-10- 3	A Boston, Mass.	3234	Adam Hauser	6- 9- 2
1/ 9	*Denver	3 - 3 T OT	7-10- 4	A Colo. Springs, Colo.	1243	Adam Hauser	6- 9- 3
1/10	*Denver	0 - 5 L	7-11- 4	A Denver, Colo.	3738	Adam Hauser	6-10- 3

*-WCHA Game

Record	W	L	T	Pct	Attendance #	Total	Avg
All Games	7	11	4	.409	Home 13	126538	9734
WCHA	5	6	3	.464	Away 9	55121	6125
Home	4	7	2	.385	Neutral 0	0	0
Away	3	4	2	.444	Total 22	181659	8257
Neutral	0	0	0	.000			
Ahead After 1 Period	4	1	2	.714			
Behind After 1 Period	0	6	2	.125			
Tied After 1 Period	3	4	0	.429			
Ahead After 2 Periods	5	0	1	.917			
Behind After 2 Periods	0	8	2	.100			
Tied After 2 Periods	2	3	1	.417			
Score First	6	4	1	.591			
Do Not Score First	1	7	3	.227			
Overtime Games	0	0	4	.500			

MINNESOTA HOCKEY CAREER STATS

Note: Current players are listed who have played more than one full season of college hockey. Totals are updated through the Denver series.

#4 • Dylan Mills

Year	GP	G	A	TP	P/PIM	PP	GW	SH	HT
97-98	39	1	10	11	16/32	0	0	0	0
98-99	22	2	6	8	8/16	1	0	0	0
Total	61	3	16	19	24/48	1	0	0	0

#7 • Erik Westrum

Year	GP	G	A	TP	P/PIM	PP	GW	SH	HT
97-98	39	6	12	18	20/43	1	1	1	0
98-99	21	4	10	14	14/47	2	1	0	0
Total	60	10	22	32	34/90	3	2	1	0

#14 • Cory Miller

Year	GP	G	A	TP	P/PIM	PP	GW	SH	HT
96-97	11	1	0	1	0/0	0	0	0	0
97-98	22	0	0	0	11/30	0	0	0	0
98-99	2	0	0	0	3/6	0	0	0	0
Total	35	1	0	1	14/36	0	0	0	0

#19 • Reggie Berg

Year	GP	G	A	TP	P/PIM	PP	GW	SH	HT
95-96	40	23	11	34	29/69	2	2	1	2
96-97	38	11	26	37	20/48	3	1	0	0
97-98	39	20	19	39	22/55	5	1	1	0
98-99	22	7	15	22	16/40	0	1	1	0
Total	139	61	71	132	87/212	10	5	3	2

#27 • Aaron Miskovich

Year	GP	G	A	TP	P/PIM	PP	GW	SH	HT
97-98	28	4	8	12	7/14	1	0	1	0
98-99	22	5	4	9	6/12	0	2	1	0
Total	50	9	12	21	13/26	1	2	2	0

#33 • Dave Spehar

Year	GP	G	A	TP	P/PIM	PP	GW	SH	HT
96-97	40	20	17	37	15/30	11	5	0	0
97-98	39	19	18	37	17/34	8	2	0	0
98-99	22	6	12	18	12/24	6	1	0	0
Total	101	45	47	92	44/88	25	8	0	0

#5 • Ryan Trebil

Year	GP	G	A	TP	P/PIM	PP	GW	SH	HT
96-97	8	0	0	0	4/8	0	0	0	0
97-98	39	2	3	5	37/96	0	0	0	0
98-99	15	1	1	2	13/34	0	0	0	0
Total	62	3	4	7	54/138	0	0	0	0

#10 • Mike Anderson

Year	GP	G	A	TP	P/PIM	PP	GW	SH	HT
95-96	28	3	6	9	20/51	0	1	0	0
96-97	42	9	11	20	19/46	1	0	0	0
97-98	31	12	13	25	23/62	3	0	0	0
98-99	22	3	5	8	19/46	0	0	1	0
Total	123	27	35	62	81/205	4	1	1	0

#15 • Stuart Senden

Year	GP	G	A	TP	P/PIM	PP	GW	SH	HT
97-98	32	5	3	8	9/18	0	0	0	0
98-99	20	3	2	5	3/6	0	0	0	0
Total	52	8	5	13	12/24	0	0	0	0

#21 • Mike Lyons

Year	GP	G	A	TP	P/PIM	PP	GW	SH	HT
96-97	32	1	5	6	23/68	0	0	0	0
97-98	38	1	12	13	30/60	0	0	0	0
98-99	22	1	3	4	12/40	0	0	0	0
Total	92	3	20	23	65/168	0	0	0	0

#28 • Matt Leimbek

Year	GP	G	A	TP	P/PIM	PP	GW	SH	HT
97-98	39	0	5	5	8/24	0	0	0	0
98-99	9	0	2	2	2/4	0	0	0	0
Total	48	0	7	7	10/28	0	0	0	0

#35 • Erik Day

Year	G	W-L-T	MIN	GA	GAA	SV	SV%
96-97	5	3-1-0	240	4	1.00	86	.956
97-98	9	3-2-0	389	24	3.70	144	.857
98-99	0	0-0-0	0	0	x.xx	0	.xxx
Total	14	6-3-0	629	28	2.67	230	.891

#6 • Brad Timmons

Year	GP	G	A	TP	P/PIM	PP	GW	SH	HT	
95-96	32	1	2	3	25/61	0	0	0	0	
96-97	17	0	0	0	7/14	0	0	0	0	
97-98	transfer rule - sat out season									
98-99	6	1	2	3	1/2	0	0	0	0	
Total	55	2	4	6	33/77	0	0	0	0	

#13 • Nate Miller

Year	GP	G	A	TP	P/PIM	PP	GW	SH	HT
96-97	40	5	9	14	14/36	0	3	0	0
97-98	39	8	6	14	21/42	2	0	0	0
98-99	22	5	4	9	14/36	2	0	0	0
Total	101	18	19	37	49/114	4	3	0	0

#17 • Wyatt Smith

Year	GP	G	A	TP	P/PIM	PP	GW	SH	HT
95-96	32	4	5	9	16/32	0	1	1	0
96-97	38	16	14	30	18/44	3	4	1	0
97-98	39	24	23	47	31/62	3	3	1	2
98-99	22	12	11	23	7/14	6	2	1	0
Total	131	56	53	109	72/152	12	10	4	2

#24 • Bill Kohn

Year	GP	G	A	TP	P/PIM	PP	GW	SH	HT
95-96	7	0	2	2	4/8	0	0	0	0
96-97	42	5	10	15	40/80	2	1	0	0
97-98	36	4	16	20	35/89	1	0	0	0
98-99	22	0	3	3	16/43	0	0	0	0
Total	107	9	31	40	95/220	3	1	0	0

#29 • Rico Pagel

Year	GP	G	A	TP	P/PIM	PP	GW	SH	HT
96-97	29	5	5	10	6/12	0	0	0	0
97-98	39	8	11	19	9/18	1	2	0	0
98-99	14	1	4	5	2/4	0	0	0	0
Total	82	14	20	34	17/34	1	2	0	0

GOLDEN GOPHER HOCKEY

Weekly Release & Notes/January 18, 1999



THIS WEEKEND

MINNESOTA (7-11-6, 5-6-3) AT NORTH DAKOTA (17-2-1, 12-1-1)

ENGELSTAD ARENA/GRAND FORKS, N.D.

FRIDAY, JANUARY 22 7:35 P.M. CST (MSC, KSTP-AM 1500)

SATURDAY, JANUARY 23 7:35 P.M. CST (MSC, KSTP-AM 1500)

Series Information

Minnesota leads 119-101-9
 Last 10 games - UND leads 7-2-1
 First meeting - 1/31/30, MN 6-1
 Last meeting - 11/14/98, UND 5-3
 Minnesota's longest win streak - 11
 North Dakota's longest win streak - 8
 '90s - MN 24-15-5
 '80s - MN 26-19-1
 '70s - MN 26-14-2
 '60s - UND 30-16-0
 '50s - UND 20-19-1
 '40s - Tied 3-3-0
 '30s - MN 5-0-0

Team Comparisons

Minnesota		North Dakota
22/132 (.167)	PP	23/101 (.228)
14/76 (.184)	WCHA PP	16/72 (.222)
102/123 (.829)	PK	74/86 (.860)
63/73 (.863)	WCHA PK	46/56 (.821)
1-5-4 (.300)	Last 10 games	9-1-0 (.900)
4-7-4 (.400)	Home	8-2-0 (.800)
3-4-2 (.444)	Road	9-0-1 (.950)
2.96	Goals/Game	4.95
3.79	Goals Allowed/Game	2.60
9.29	Penalties/Game	8.00
34.75	Shots On Goal/Game	36.35
1-6-2	vs. Teams In Top 10	4-2-0

Series Notes: Doug Woog is 35-22-6 (.603) in 63 career games against North Dakota • Woog is 24-6-3 (.773) in 33 career games against the Sioux at Mariucci Arena (both venues), but just 10-15-3 (.411) in 28 career games vs. the Sioux in Grand Forks • North Dakota has won the last seven meetings in Grand Forks • the Golden Gophers have not won at North Dakota since a 7-2 win on Feb. 12, 1994 • the last time Minnesota swept North Dakota in Grand Forks was March 6-7, 1992 (10-1, 5-3) • the last time the Golden Gophers were swept by the Sioux in Minneapolis was Feb. 15-16, 1980 • the last six games in the series have been decided by a total of eight goals, with two of the goals empty-netters • Minnesota's second-fastest goal to start a game in school history was scored by Reggie Berg seven seconds into the 11/1/97 game at Mariucci Arena

Earlier This Season vs. Sioux: North Dakota earned three of four league points with a tie and a win at Mariucci Arena in early November • Minnesota was 3-for-9 on the power play while UND was 2-for-8 with the man advantage • the 9,908 that watched the 11/14 game was the largest crowd in Mariucci Arena history • the series attendance mark of 19,768 set a Mariucci Arena series record • both teams enjoyed three-goal periods in each game • Minnesota owned a slight shots on goal edge (71-67) in the two games

Last Season In Grand Forks: Minnesota was tied (2-2) and held a lead (3-0) after two periods in both games, but the Sioux rallied to win each with two third-period goals on Saturday (4-2) and five goals in the final frame on the Sunday (5-3) • UND outshot Minnesota 81-35 in the games at Engelstad Arena • the Golden Gophers mustered just one shot on goal in the third period of the second game • goaltender Steve DeBus stopped 72 of 79 shots on the weekend • the Golden Gophers scored three goals in a stretch of 2:10 of the first period in the second game of the series

Career Scoring vs. North Dakota

Player (games)	G-A-Pts	Notes
Dave Spehar (11)	4-11-15	Five assists in the two games in November
Wyatt Smith (15)	5-8-13	Netted four goals as a sophomore
Reggie Berg (15)	4-4-8	Goals in two games last season
Mike Anderson (14)	2-5-7	Hand in both goals (1g, 1a) in 3-2 loss on 11/1/97
Nate Miller (11)	4-2-6	Goals in both games in Grand Forks last year
Aaron Miskovich (6)	3-2-5	2g, inc SHG, in 6-5 win on 10/31/97
Erik Westrum (6)	2-3-5	Scored GWG on 10/31/97
Mike Lyons (11)	1-4-5	Had 1g, 2a as a freshman
Dylan Mills (6)	3-1-4	Two goals in November series at Mariucci
Bill Kohn (11)	2-1-3	1g, 1a in two games in Grand Forks last year
Rico Pagel (9)	1-2-3	1g, 1a in the 6-4 loss on 1/31/97
Jordan Leopold (2)	1-0-1	Scored first collegiate goal in 4-4 tie on 11/13/98
Stuart Senden (6)	0-1-1	Assisted on Westrum goal in 10/31/97 win
Matt Leimbek (6)	0-1-1	Assisted on Westrum goal in 10/31/97 win
Ryan Trebil (6)	0-1-1	Assisted on Miskovich goal on 11/14/98

1998-99 SCHEDULE/RESULTS

Oct. 9	#ST. LAWRENCE	L 4-6
Oct. 10	#OHIO STATE	W 4-3
Oct. 16	MINNESOTA-DULUTH	T 2-2
Oct. 17	MINNESOTA-DULUTH	W 3-1
Oct. 23	ST. CLOUD STATE	W 3-0
Oct. 24	@ St. Cloud State	L 5-6
Oct. 30	@ Wisconsin	W 3-2
Oct. 31	@ Wisconsin	W 3-2
Nov. 6	COLORADO COLLEGE	L 1-7
Nov. 7	COLORADO COLLEGE	L 1-6
Nov. 13	NORTH DAKOTA	T 4-4
Nov. 14	NORTH DAKOTA	L 3-5
Nov. 20	@ Alaska-Anchorage	L 3-5
Nov. 21	@ Alaska-Anchorage	W 4-1
Nov. 27	#MICHIGAN	L 2-3
Nov. 29	#MICHIGAN STATE	W 2-1
Dec. 27	#PRINCETON	L 1-4
Dec. 28	#OHIO STATE	L 5-6
Dec. 30	*IF BJORKLOVEN	L 4-6
Jan. 2	#@ Boston College	L 4-8
Jan. 3	#@ Boston College	T 3-3
Jan. 9	@ Denver (World Arena)	T 3-3
Jan. 10	@ Denver (McNichols)	L 0-5
Jan. 15	#MINNESOTA STATE-MANKATO	T 6-6
Jan. 16	#MINNESOTA STATE-MANKATO	T 2-2
Jan. 22	@ North Dakota	7:35 p.m.
Jan. 23	@ North Dakota	7:35 p.m.
Jan. 29	MICHIGAN TECH	7:05 p.m.
Jan. 30	MICHIGAN TECH	7:05 p.m.
Feb. 5	@ Colorado College	8:35 p.m.
Feb. 6	@ Colorado College	8:05 p.m.
Feb. 13	ALASKA-ANCHORAGE	2:05 p.m.
Feb. 14	ALASKA-ANCHORAGE	2:05 p.m.
Feb. 19	@ St. Cloud State	7:35 p.m.
Feb. 20	ST. CLOUD STATE	7:05 p.m.
Feb. 26	@ Minnesota-Duluth	7:05 p.m.
Feb. 27	@ Minnesota-Duluth	7:05 p.m.
March 5	WISCONSIN	7:05 p.m.
March 6	WISCONSIN	7:05 p.m.
March 12-14	WCHA First Round Playoffs	TBA
March 18-20	WCHA Final Five	Target Center
March 25-27	NCAA Regionals	Madison/Worcester
April 1-3	NCAA Championships	

*-Exhibition game
 #-Nonconference game

LAST WEEKEND

North Dakota: The Sioux pulled out to a five-point lead in the WCHA race with a two-game sweep over Colorado College (5-4, 5-1) in Colorado Springs, Colo.

Minnesota: The Golden Gophers played to a pair of ties with Minnesota State, Mankato (6-6, 2-2) at Mariucci Arena

The Last Time

Minnesota Swept A Road Series:
October 30-31, 1998 @ Wisconsin (3-2, 3-2)

Minnesota Was Swept In A Road Series:
February 27-28, 1998 @ Colorado College
(4-3, 9-6)

Minnesota Swept A Home Series: February
20-21, 1998 vs. Alaska-Anchorage (3-0, 4-2)

Minnesota Was Swept In A Home Series:
November 6-7, 1998 vs. Colorado College
(7-1, 6-1)

Minnesota Shut Out An Opponent: October 23,
1998 vs. St. Cloud State (Adam Hauser, 3-0)

An Opponent Shut Out Minnesota: January 10,
1999 @ Denver (Stephen Wagner, 5-0)

Minnesota Player Scored A Hat Trick: March 6,
1998 @ St. Cloud State (Reggie Berg, 6-2
Minnesota win)

Minnesota Player Scored A Natural Hat Trick:
December 30, 1994 @ Mariucci Arena vs. Yale
(Ryan Kraft, 6-2 Minnesota win)

An Opponent Scored A Hat Trick: January 2,
1999 @ Boston College (Jeff Farkas, four goals,
8-4, Minnesota loss)

**Minnesota Player Scored Four Goals In A
Game:** February 28, 1998 @ Colorado College
(Wyatt Smith, 9-6 Minnesota loss)

**Minnesota Won When Trailing After Two
Periods:** March 14, 1997 vs. St. Cloud State at
WCHA Final Five (5-4 Minnesota overtime
win/trailing 4-3 heading into third period)

**Minnesota Had 50 or More Shots On Goal In A
Game:** October 9, 1998 vs. St. Lawrence in
Icebreaker Invitational (50 shots, 6-4 Minnesota
loss)

**Opponent Had 50 or More Shots On Goal In A
Game:** January 31, 1997 @ North Dakota (51
shots, 6-4 Minnesota loss)

Minnesota Player Scored A Shorthanded Goal:
November 29, 1998 vs. Michigan State (Mike
Anderson, second period, 2-1 Minnesota win)

Minnesota Won In Overtime: March 14, 1997
vs. St. Cloud State at WCHA Final Five (5-4)

Minnesota Lost In Overtime: March 15, 1998 @
Minnesota-Duluth (5-4)

Minnesota Tied In Overtime: January 16, 1999
vs. Minnesota State, Mankato (2-2)

**Minnesota Scored 10 Goals Or More In A
Game:** November 9, 1996 vs. North Dakota (10-6
Minnesota win)

**Opponent Scored 10 Goals Or More In A
Game:** January 30, 1993 @ Michigan Tech (10-2
Minnesota loss)

Team Notes

☞ Minnesota has tied four of its last five games to bring the season total in that category to six - the school record for ties in a season is eight (1992-93)

☞ Before Minnesota's first tie this season, a 2-2 decision with UMD on 10/16/98, the program had played 50 straight games without a deadlock and had just two ties in its previous 109 games

☞ Minnesota tied or set team season highs in Friday night's 6-6 tie with Minnesota State, Mankato: goals (6), assists (10), goals/period (4), and power-play goals (3)

☞ The last two weekends, the Golden Gophers have outshot their opponents by a combined margin of 166-102

☞ Seven of the last eight WCHA points the Golden Gophers have earned have been on the road - three of Minnesota's last four wins have been on the road

☞ Opponents have scored just six power-play goals against the Golden Gophers on the road this season (6-for-44, .136)

☞ The combined record of Minnesota's next two road opponents (North Dakota and Colorado College) is 32-10-2

☞ Minnesota has 14 WCHA games remaining - seven each on the road and at Mariucci Arena

☞ The total two-game attendance of 19,623 against Minnesota State, Mankato last weekend was the U of M's second-highest attended series of the season - the 19,768 at the North Dakota series earlier this season set a Mariucci Arena series attendance record

☞ Minnesota has held a lead for just 28:03 of its last 500 minutes of play

☞ The Golden Gophers are 7-1-4 (.750) when allowing three or fewer goals and 0-10-2 (.083) when allowing four or more goals this season

☞ The Golden Gophers have not scored first in a game since their last win - Nov. 29 at Mariucci Arena against Michigan State (eight games)

☞ Minnesota has outscored its opponents 8-2 in the first period of wins and been outnumbered 28-10 in the first period of ties and losses this season

Minnesota's Record When In 1998-99

Overall Record	7-11-6
WCHA Record	5-6-3
Home Record	4-7-4
Road Record	3-4-2
Neutral Site Record	0-0-0
Last 20 Games	5-10-5
Last 10 Games	1-5-4
Last 5 Games	0-1-4

Power Play	22 of 132 (.167)
Penalty Kill	102 of 123 (.829)
Scoring A Power-Play Goal	5-5-4
Not Scoring A Power-Play Goal	2-6-2
Allowing A Power-Play Goal	4-9-5
Not Allowing A Power-Play Goal	3-2-1
Scoring A Short-Handed Goal	2-2-0
Allowing A Short-Handed Goal	0-0-0

Penalties/Avg. Per Game	223/9.3
Penalty Minutes/Avg. Per Game	538/22.4
10 Or More Penalties	3-2-3
Fewer Than 10 Penalties	4-9-3
More Penalties Than Opponent	1-4-2
Fewer Penalties Than Opponent	6-4-3
Same Amount Of Penalties	0-3-1

In One-Goal Games	4-3-0
In Two-Goal Games	1-3-0
In Three-Goal or More Games	2-5-0
In Overtime Games	0-0-6
Scoring 4 or More Goals	2-4-2
Scoring 3 or Fewer Goals	5-7-4
Scoring 3 or More Goals	6-6-4
Scoring 2 or Fewer Goals	1-5-2
Allowing 4 or More Goals	0-10-2
Allowing 3 or Fewer Goals	7-1-4

Scoring First Goal Of Game	6-4-1
Opponents Score First	1-7-5
Leading After One Period	5-1-1
Trailing After One Period	0-6-3
Tied After One Period	2-4-2
Scoring First Goal Of Second Period	5-3-2
Leading After Two Periods	5-0-1
Trailing After Two Periods	0-8-3
Tied After Two Periods	2-3-2
Scoring First Goal Of Third Period	3-3-2

Having 10-19 Shots On Goal	0-0-0
Having 20-29 Shots On Goal	3-4-0
Having 30-39 Shots On Goal	3-5-2
Having 40 or More Shots On Goal	1-2-4
Allowing Fewer Than 10 Shots On Goal	0-0-0
Allowing 10-19 Shots On Goal	1-0-0
Allowing 20-29 Shots On Goal	5-8-2
Allowing 30-39 Shots On Goal	1-3-4
Allowing 40 or More Shots On Goal	0-0-0
Outshooting Opponent	5-8-5
Opponent Outshoots Minnesota	2-3-1
Shots Are Even	0-0-0

October	5-2-1
November	2-5-1
December	0-2-0
January	0-2-4
February	0-0-0
March	0-0-0
Fridays	2-4-3
Saturdays	5-4-2
Sundays	0-2-1
Mondays	0-1-0
Series Record	2-4-3
Games Following A Win	2-4-1
Games Following A Loss	4-4-3
Games Following A Tie	1-2-2

Individual Notes

#1 Adam Hauser

Fr., 6-2, 195, Bovey, Minn.

- ✓ Tied for third in the WCHA in shutout periods in league games only (19), and leads the league lead in that category in all games (29)
- ✓ Has started 18 straight and 20 of the last 21 games in net
- ✓ Named WCHA Rookie of the Week after back-to-back road wins at Wisconsin on 10/30-31/98
- ✓ Has a 1.17 GAA and .955 saves percentage in his six wins and 5.17 GAA and .817 saves percentage in his 10 losses - has 3-3-2 record, 3.31 GAA and .881 saves percentage on the road this season compared with 3-7-3, 3.72, .862 at home

#3 Jordan Leopold

Fr., 6-0, 195, Robbinsdale, Minn.

- ✓ Assisted on three goals in Friday's 6-6 tie, establishing a career high for assists and points in a game
- ✓ Fifth on the team in overall scoring (5-11--16)

#7 Erik Westrum

So., 5-11, 187, Apple Valley, Minn.

- ✓ Leads the team in scoring (3-8--11) and penalties (9/34) over the last eight games
- ✓ Fourth on the team in scoring (6-12--18)
- ✓ Third on the team with 31 shots on goal in the last eight games
- ✓ Supplied career-high four points (2g, 2a) and seven shots on goal in Friday's 6-6 tie with MSU
- ✓ Scored game-tying goal with 38 seconds remaining in Friday's game against MSU

#9 John Pohl

Fr., 6-0, 190, Red Wing, Minn.

- ✓ Has four of his seven points this season in his last eight games
- ✓ Scored two of his three goals on the road

- ✓ Second on the team by scoring on 15.8 percent of his shots on goal

#10 Mike Anderson

Sr., 6-1, 202, Bloomington, Minn.

- ✓ Six of his eight points are in Golden Gopher wins and ties (3-3--6)
- ✓ Is +7 in Minnesota's wins and ties and -13 in the team's 11 losses
- ✓ Leads the team in penalties (21) and second in penalty minutes (50)

#11 Erik Wendell

Fr., 6-1, 196, Maple Grove, Minn.

- ✓ Leads the team with a +3 rating
- ✓ Has 13 of his 27 shots on goal this season in the last five games

#12 Doug Meyer

Fr., 6-1, 200, Bloomington, Minn.

- ✓ Scored second goal of his career on a rebound early in the third period of Friday's tie with MSU

#15 Stuart Senden

So., 6-0, 192, Alexandria, Minn.

- ✓ Scored goal in Saturday night's 2-2 tie with MSU
- ✓ Supplied season-high five shots on goal in Saturday's game with MSU
- ✓ Has five of his six points this season in his last seven games
- ✓ Is +2 in the last eight games

#17 Wyatt Smith

Sr., 5-11, 205, Warroad, Minn.

- ✓ Scored two goals in a game for the second time this season with a pair of markers in Friday's 6-6 tie with MSU
- ✓ Minnesota is 3-1-2 in his six multiple-point games this season
- ✓ Leads the team in goals (14) and total points (14-12--26), and is the only Golden Gopher averaging over a point per game

- ✓ Second on the team in shots on goal (82)
- ✓ Tied for 15th in league games (8-6--14) and seventh overall in the WCHA scoring race
- ✓ Has 18 points (9-9--18) in 15 home games and eight points (5-3--8) in nine road contests
- ✓ His 12 shots on goal last weekend is a series high this season
- ✓ Leads the team with five goals on the road this season

#19 Reggie Berg

Sr., 5-11, 185, Anoka, Minn.

- ✓ Second on the team in scoring (7-17--24)
- ✓ Leads the team in assists (17)
- ✓ Leads the team in shots on goal with 116 in 24 games - no other Golden Gopher has more than 82 shots on goal this season
- ✓ Has 4-9--13 in Minnesota's seven wins and two ties and 3-3--6 in the team's 11 losses
- ✓ Minnesota is 28-3-2 in his career when Berg scores more than one point in a game
- ✓ Has 18-17--35 in Minnesota's last 24 wins
- ✓ Has not scored a goal in his last 10 games, but has 50 shots on goal in those contests

#27 Aaron Miskovich

So., 5-11, 188, Grand Rapids, Minn.

- ✓ Scored first goal in his last 12 games with Minnesota's second goal against MSU on Saturday

#33 Dave Spehar

Jr., 5-7, 171, Duluth, Minn.

- ✓ Third on the team in scoring (7-13--20)
- ✓ Tied for second on the team in goals (7) - all of which have come on the power play
- ✓ Had seventh multiple-point game of the season with a goal and an assist last Friday against MSU

DID YOU KNOW...

North Dakota, who has won 12 of its last 13 games, is ranked number one in the nation in every college hockey poll heading into this weekend's series against the Golden Gophers - Minnesota was tops in the country with a school record 19-game unbeaten streak when they played the Sioux in Grand Forks on Feb. 2-3, 1996 (UND won 8-2, 7-5) • Reggie Berg needs just 16 points to become the 25th member of the Golden Gopher 150-Point Club (currently has 61-73--135 in 141 career games) • the Golden Gophers have scored just 18 even-strength goals in nine road games this season • Minnesota has not won in the last 24 games (0-21-3) they have trailed after two periods - but have earned ties in three of the last eight games they have trailed after two periods • Minnesota is fourth in the WCHA on the power play and ranks third in the league penalty kill stats-ties • the Golden Gophers have been outscored 12-4 in the first period of the last eight games • Minnesota is 6-10-0 (.375) on Jan. 22 and 12-5-1 (.694) on Jan. 23 in school history • Minnesota is 68-20-3 (.764) in its last 91 games when scoring first, but have lost four of its last six games when scoring first • Minnesota is 4-1-2 this season when leading after one period and 0-6-3 when trailing after 20 minutes • Minnesota is 1-18-3 the last two seasons when trailing after one period • on the season, the Golden Gophers have netted 22 goals in the first three or final three minutes of a period • the Golden Gophers have surrendered a power-play goal in seven of the last eight games • 10 of Minnesota's last 14 games have been either a tie, one-goal game, or two-goal game with an empty-net tally • a total of seven Golden Gophers have been drafted by NHL organizations. A listing of players drafted and the respective organization follows: Mike Anderson--Washington; Reggie Berg--Toronto; Aaron Miskovich--Colorado; Pat O'Leary--Phoenix; John Pohl--St. Louis; Wyatt Smith--Phoenix; Erik Westrum--Phoenix

About This Week's Opponent North Dakota

Location: Grand Forks, N.D.

Founded: 1883

Enrollment: 10,400

Arena: Engelstad Arena

Rink Size: 200 x 85

Head Coach: Dean Blais

Blais' Career Record: 115-56-9 (.664)

Blais At UND: 115-56-9 (.664)

Assistant Coaches: Scott Sandelin, Jeff Bowen

Notes: The Sioux have won nine of 10 road games this season, with the only blemish being a 4-4 tie at Mariucci Arena on 11/13 • UND has outscored its opponents 34-12 in the first period of games this season • F Jason Blake leads the team in scoring (12-23--35)

1998-99 WCHA STANDINGS

Team (Overall Record, win %)	GP	W	L	T	Pts	GF	GA	GDif
North Dakota (17-2-1, .875)	14	12	1	1	25	67	38	+29
Colorado College (15-8-1, .646)	16	10	6	0	20	64	46	+18
Alaska-Anchorage (11-9-2, .545)	16	8	6	2	18	37	38	-1
Denver (11-9-1, .548)	16	7	8	1	15	57	52	+5
Wisconsin (8-12-2, .409)	16	7	8	1	15	37	40	-3
Michigan Tech (7-14-1, .341)	16	7	9	0	14	38	49	-11
Minnesota (7-11-6, .417)	14	5	6	3	13	38	49	-11
St. Cloud State (10-11-1, .477)	16	6	10	0	12	46	56	-10
Minnesota-Duluth (6-16-2, .292)	16	3	11	2	8	34	50	-16

This Week In The WCHA

Friday, January 22

Michigan Tech @ Colorado College
St. Cloud State @ Minnesota-Duluth
Minnesota @ North Dakota

Saturday, January 23

Michigan Tech @ Colorado College
Minnesota-Duluth @ St. Cloud State
Minnesota @ North Dakota
Alaska-Anchorage @ Denver
#-Minnesota State, Mankato @ Wisconsin

Sunday, January 24

Alaska-Anchorage @ Denver
#-Minnesota State, Mankato @ Wisconsin
#-nonconference game

Woog's Window

Minnesota Head Coach Doug Woog has produced unparalleled numbers as the man behind the Golden Gopher bench over the last 14 seasons. Entering Friday's game, Woog has a career record of 381-179-37 (.669) overall and a WCHA mark of 275-122-32 (.678). Minnesota has appeared in the NCAA Tournament in 12 of Woog's 13 seasons and has finished first or second in the WCHA in 11 of his 13 campaigns. Among Woog's regular media appearances are WCCO-AM (830) with Mike Max, Mondays and Fridays at 6:35 p.m. KSTP-AM (1500) with Pat Reusse and Joe Soucheray. Saturday mornings at 11 a.m., Thursday morning at 7:45 a.m., and the postgame show. KARE-TV (Ch. 11) Gopher Sports Extra on selected Saturdays at 11:05 p.m.

In The Training Room

Player (injury)	Status
Erik Day (knee)	out (season)

1998-99 season highs/lows

TEAM

MOST GOALS/GAME	(6) 1/15 vs. Minnesota State, Mankato
LEAST GOALS/GAME	(0) 1/10 vs. Denver
MOST ASSISTS/GAME	(10) two times, last 1/15 vs. Minnesota State, Mankato
LEAST ASSISTS/GAME	(0) 1/10 vs. Denver
MOST GOALS AGAINST/GAME	(8) 1/2 @ Boston College
LEAST GOALS AGAINST/GAME	(0) 10/23 vs. St. Cloud State
MOST ASSISTS AGAINST/GAME	(13) 11/6 vs. Colorado College
LEAST ASSISTS AGAINST/GAME	(0) 10/23 vs. St. Cloud State
MOST GOALS/PERIOD	(4) two times, last 1/15 vs. MN State, Mankato - third period
MOST GOALS AGAINST/PERIOD	(5) 1/2 @ Boston College - third period
MOST POWER PLAY GOALS/GAME	(3) two times, last 1/15 vs. Minnesota State, Mankato
MOST POWER PLAY GOALS ALLOWED/GAME	(2) three times, last 11/7 vs. Colorado College
MOST SHOTS ON GOAL/GAME	(50) 10/9 vs. St. Lawrence
LEAST SHOTS ON GOAL/GAME	(20) 11/29 vs. Michigan State
MOST SHOTS AGAINST/GAME	(37) 1/2 @ Boston College
LEAST SHOTS AGAINST/GAME	(17) 10/17 vs. Minnesota-Duluth
MOST SHOTS ON GOAL/PERIOD	(22) 10/9 vs. St. Lawrence
MOST SHOTS AGAINST/PERIOD	(20) 11/13 vs. North Dakota - first period
MOST PENALTIES/GAME	(18) 1/2 @ Boston College
LEAST PENALTIES/GAME	(4) two times, last 1/3 @ Boston College
MOST PIM/GAME	(68) 1/2 @ Boston College
LEAST PIM/GAME	(8) two times, last 1/3 @ Boston College
MOST OPP. PENALTIES/GAME	(18) 10/30 @ Wisconsin
LEAST OPP. PENALTIES/GAME	(3) 1/3 @ Boston College
MOST OPP. PIM/GAME	(47) 10/30 @ Wisconsin
LEAST OPP. PIM/GAME	(6) 1/3 @ Boston College
QUICKEST TWO GOALS	(0:18) 10/10 vs. Ohio State - second period (Berg, Miskovich)
QUICKEST THREE GOALS	(6:05) 12/28 vs. Ohio State - third period (Spehar, N. Miller, Timmons)

INDIVIDUAL

GOALS/GAME	(2) six times, last Westrum and Smith on 1/15 vs. MN State, Mankato
GOALS/PERIOD	(2) three times, last Erik Westrum on 1/15 vs. MN State - third period
ASSISTS/GAME	(3) two times, last Jordan Leopold, 1/15 vs. MN State, Mankato
ASSISTS/PERIOD	(2) seven times, last Jordan Leopold, 1/15 vs. MN State, Mankato - third period
POINTS/GAME	(4) Erik Westrum (2-2-4), 1/15 vs. Minnesota State, Mankato
POINTS/PERIOD	(2) 18 times, last Smith, Leopold, Westrum on 1/15 vs. MN State, Mankato - third period
PENALTIES/GAME	(4) Erik Westrum, 1/10 @ Denver
PIM/GAME	(16) Erik Westrum, 1/10 @ Denver
SHOTS ON GOAL/GAME	(9) three times, last Reggie Berg, 12/28 vs. Ohio State
SAVES/GAME	(31) two times, Adam Hauser, 1/3 @ Boston College
+/- RATING/GAME	(+2) 19 times, last Wyatt Smith on 1/15 vs. MN State, Mankato

quick stats by series

	IB	UMD	SCSU	@WIS	CC	UND	@UAA	SHOW	MAR	@BC	@DU	MSU	@LND	MTU	@CC	UAA	SCSU	@UMD	WIS	
Hauser	Log 18s	W 1g 10s	W 0g 2s	2W 4g 4s	2L 1g 3s	LT 8g 5s	WL 5g 5s	LW 4g 4s	2L 9g 5s	LT 11g 6s	TL 7g 4s	2T 8g 4s								
Nenovich	0-0-0	0-0-0	0-0-0	dnp	0-0-0	0-0-0	0-0-0	0-0-0	0-0-0	0-0-0	0-0-0	dnp	dnp							
Leopold	0-2-2	0-1-1	0-3-3	0-1-1	0-1-1	1-0-1	2-0-2	2-0-2	dnp	dnp	0-0-0	0-0-0	0-3-3							
Mills	0-0-0	0-1-1	0-1-1	0-0-0	0-0-0	2-0-2	0-2-2	0-1-1	0-1-1	0-0-0	0-0-0	0-1-1								
Trebil	dnp	0-0-0	0-0-0	0-0-0	0-0-0	0-1-1	0-0-0	dnp	0-0-0	1-0-1	0-0-0	0-1-1								
Timmons	0-1-1	dnp	dnp	dnp	dnp	dnp	0-1-1	0-0-0	1-0-1	0-0-0	dnp	0-0-0								
Westrum	1-0-1	0-1-1	0-1-1	2-0-2	0-0-0	0-1-1	0-0-0	0-1-1	0-2-2	1-3-4	0-1-1	2-2-4								
Pohl	0-1-1	0-0-0	0-0-0	1-0-1	0-0-0	0-0-0	0-0-0	0-1-1	1-1-2	1-0-1	0-1-1	0-0-0								
Anderson	0-1-1	0-2-2	1-0-1	0-1-1	0-0-0	0-0-0	0-0-0	1-1-2	0-0-0	1-0-1	0-0-0	0-0-0								
Wendell	0-0-0	0-0-0	1-0-1	0-0-0	1-1-2	0-0-0	0-1-1	0-0-0	0-0-0	0-0-0	0-1-1	0-0-0								
Meyer	0-0-0	0-0-0	0-0-0	0-0-0	0-0-0	0-0-0	1-1-2	0-0-0	0-1-1	0-0-0	0-0-0	1-0-1								
N. Miller	1-1-2	0-1-1	2-0-2	0-0-0	0-0-0	1-0-1	0-0-0	0-0-0	1-1-2	0-1-1	0-0-0	0-0-0								
C. Miller	0-0-0	0-0-0	dnp	dnp	dnp	dnp	dnp	dnp	dnp	dnp	dnp	dnp								
Senden	0-0-0	0-0-0	0-0-0	0-0-0	1-0-1	0-0-0	0-0-0	0-0-0	1-0-1	0-1-1	1-0-1	1-0-1								
Smith	1-2-3	2-0-2	2-0-2	0-2-2	0-1-1	1-2-3	2-1-3	1-1-2	1-2-3	1-0-1	1-0-1	2-1-3								
Berg	2-2-4	0-2-2	1-0-1	1-2-3	0-0-0	1-2-3	2-2-4	0-0-0	0-0-0	0-3-3	0-2-2	0-2-2								
Lyons	0-0-0	0-0-0	0-0-0	0-0-0	0-0-0	0-1-1	0-2-2	0-0-0	0-0-0	0-0-0	1-0-1	0-0-0								
Kohn	0-1-1	0-0-0	0-1-1	0-0-0	0-0-0	0-0-0	0-0-0	0-0-0	0-0-0	0-1-1	0-0-0	0-0-0								
O'Leary	0-0-0	0-0-0	0-0-0	0-0-0	0-1-1	dnp	dnp	dnp	dnp	dnp	dnp	dnp								
Angell	0-0-0	0-1-1	0-1-1	0-2-2	0-0-0	dnp	dnp	dnp	0-0-0	1-0-1	0-0-0	0-0-0								
Miskovich	2-0-2	2-0-2	0-0-0	0-0-0	0-0-0	1-1-2	0-0-0	0-0-0	0-1-1	0-2-2	0-0-0	1-0-1								
Leimbek	0-0-0	0-0-0	dnp	0-0-0	0-0-0	0-0-0	0-2-2	0-0-0	dnp	dnp	dnp	0-1-1								
Pagel	0-1-1	0-1-1	0-0-0	dnp	dnp	dnp	dnp	0-0-0	0-1-1	1-1-2	0-0-0	0-0-0								
Spehar	1-1-2	1-0-1	1-2-3	2-1-3	0-0-0	0-5-5	0-0-0	0-1-1	1-2-3	0-0-0	0-0-0	1-1-2								

No Lead Is Safe

Minnesota and North Dakota have played four games in the past two seasons that have involved third period comebacks:

• November 14, 1998 •

Minnesota held leads of 2-1 and 3-2 in the middle frame before North Dakota rallied to tie the score at 3-3 after two periods. The Sioux scored the only two goals of the third period to claim the win.

• November 13, 1998 •

Minnesota trailed 4-1 early in the third period before rattling off three straight goals to tie the score at 4-4. The final goal by Reggie Berg capped a three-point period for the senior, who assisted on goals by Dylan Mills and Wyatt Smith earlier in the period. The two teams played a scoreless overtime period, ending the game at 4-4.

• February 15, 1998 •

Minnesota held a 3-0 lead after 40 minutes of play on the strength of goals by Berg, Bill Kohn, and Nate Miller. North Dakota stunned the Golden Gophers, however, with five third-period markers, the last one a empty-net goal to seal the 5-3 win at Engelstad Arena.

• October 31, 1997 •

Minnesota held seemingly comfortable third period leads of 5-2 and 6-3 over UND in an early-season game at Mariucci Arena. The Sioux battled back to score at the 19:00 mark and then closed the gap to one with a goal eight seconds later (19:08) to set up a dramatic and furious final 52 seconds. The Golden Gophers prevailed with a 6-5 win.

news and notes...

Skate With The Gophers Scheduled For Jan. 31: The University of Minnesota men's hockey program will host its annual "Skate With The Gophers" on Sunday, Jan. 31, 1999 from Noon to 3 p.m. at Mariucci Arena. The afternoon will feature the Golden Gopher hockey team, Goldy Gopher, and interactive games for fans of all ages.

Ice times must be reserved in advance by calling the Gopher Ticket Office at 624-8080 or 1-800-UGOPHER. The ticket office is open Monday through Friday from 9 a.m. to 5 p.m. There will be a \$1 admission fee at the door.

multiple-point games

Player/Games	Last Time	Record
Berg (7)	1-19 @ DU (2a)	3-2-2
Spehar (7)	1-15 vs. MSU (1g, 1a)	1-4-2
Smith (6)	1-15 vs. MSU (2g, 1a)	2-1-3
Leopold (5)	1-15 vs. MSU (3a)	0-2-1
Westrum (3)	1-15 vs. MSU (2g, 2a)	0-2-1
N. Miller (2)	10-24 @ SCSU (2g)	1-1-0
Miskovich (2)	11-14 vs. UND (1g, 1a)	1-1-0
Anderson (1)	10-17 vs. UMD (2a)	1-0-0
Leimbek (1)	11-20 @ UAA (2a)	0-1-0
Mills (1)	11-21 @ UAA (2a)	1-0-0
Senden (1)	1-12 @ BC (2a)	0-1-0

goal breakdown

	Last Wknd	Last 5 Gms	Season
5-on-5	4	9	40
6-on-5	1	0	2
4-on-4	0	0	3
PPG	3	4	22
SHG	0	0	4
ENG	0	0	0

wcha players of the week

OFFENSIVE PLAYER OF THE WEEK
October 19 Aaron Miskovich (vs.UMD)

ROOKIE OF THE WEEK
November 2 Adam Hauser (@WIS)

University of Minnesota
1998-99 Men's Ice Hockey Statistics
WCHA Games Only

Golden Gophers	GP/ GS	G	A	Pts	+ / -	Sht	Sht %	Pen/	Min	PP	SH	EN	GW	GT	HT
Reggie Berg	14 / 10	5	10	15	-3	60	8.3	9 /	18	0	1	0	1	1	0
Wyatt Smith	14 / 6	8	6	14	-5	39	20.5	5 /	10	4	1	0	1	0	0
Dave Spehar	14 / 1	4	8	12	-6	42	9.5	10 /	20	4	0	0	1	0	0
Jordan Leopold	14 / 11	3	6	9	-3	33	9.1	5 /	10	1	0	0	0	0	0
Dylan Mills	14 / 4	2	4	6	-2	22	9.1	5 /	10	1	0	0	0	0	0
Erik Westrum	13 / 4	2	4	6	-7	31	6.5	11 /	41	2	0	0	1	0	0
Erik Wendell	13 / 1	2	3	5	3	11	18.2	9 /	18	0	0	0	0	0	0
Aaron Miskovich	14 / 7	3	1	4	-5	39	7.7	3 /	6	0	1	0	1	0	0
Nate Miller	14 / 10	3	1	4	-11	30	10.0	10 /	20	2	0	0	0	0	0
Mike Anderson	14 / 3	1	3	4	-6	40	2.5	8 /	16	0	0	0	0	0	0
Mike Lyons	14 / 2	1	3	4	-6	20	5.0	7 /	14	0	0	0	0	0	0
Nick Angell	10 / 2	0	4	4	-7	14	0.0	5 /	13	0	0	0	0	0	0
Stuart Senden	13 / 0	2	0	2	0	13	15.4	1 /	2	0	0	0	0	0	0
John Pohl	13 / 0	1	1	2	-7	10	10.0	4 /	8	0	0	0	0	0	0
Doug Meyer	12 / 0	1	1	2	-4	8	12.5	5 /	10	0	0	0	0	0	0
Matt Leimbek	7 / 0	0	2	2	1	7	0.0	1 /	2	0	0	0	0	0	0
Brad Timmons	2 / 0	0	1	1	1	0	0.0	0 /	0	0	0	0	0	0	0
Bill Kohn	14 / 9	0	1	1	-6	19	0.0	9 /	29	0	0	0	0	0	0
Rico Pagel	6 / 0	0	1	1	0	8	0.0	1 /	2	0	0	0	0	0	0
Pat O'Leary	5 / 0	0	1	1	-3	3	0.0	1 /	2	0	0	0	0	0	0
Ryan Trebil	11 / 0	0	1	1	-4	7	0.0	8 /	16	0	0	0	0	0	0
Mark Nenovich	6 / 0	0	0	0	1	3	0.0	4 /	8	0	0	0	0	0	0
Adam Hauser	12 / 12	0	0	0	0	0	0.0	1 /	2	0	0	0	0	0	0
Cory Miller	1 / 0	0	0	0	0	2	0.0	2 /	4	0	0	0	0	0	0
Willy Marvin	3 / 2	0	0	0	0	0	0.0	0 /	0	0	0	0	0	0	0
Team	3 / 0	0	0	0	0	0	0.0	0 /	0	0	0	0	0	0	0
Golden Gophers	14 / 14	38	62	100		461	8.2	126 /	285	14	3	0	5	1	0
Opponents	14 / 14	49	81	130		386	12.7	130 /	271	10	0	3	6	2	1

Bench Penalties: Golden Gophers 2 (4 Minutes); Opponents 1 (2 Minutes)
Power Play: Golden Gophers 14/76 (18.4%); Opponents 10/73 (13.7%);

Goaltending Statistics

Golden Gophers	GP/ GS	Min	GAA	W	L	T	ENG	Sho	GA	Sv	Sv %
Adam Hauser	12 / 12	714:19	3.11	5	5	2	0	1	37	277	.882
Willy Marvin	3 / 2	138:58	3.89	0	1	1	0	0	9	60	.870
Golden Gophers	14 / 14	853:17	3.23	5	6	3	3	1	46	337	.880
Opponents	14 / 14	851:57	2.68	6	5	3	0	1	38	423	.918

Statistics by Period

Goals	1	2	3	OT	Tot	Penalties	1	2	3	OT	Tot
Golden Gophers	13	14	11	0	38	Golden Gophers	34	49	42	1	126
Opponents	20	14	15	0	49	Opponents	36	50	42	2	130
Shots	1	2	3	OT	Tot	Penalty Minutes	1	2	3	OT	Tot
Golden Gophers	136	153	160	12	461	Golden Gophers	79	98	106	2	285
Opponents	127	128	118	11	384	Opponents	83	100	84	4	271

University of Minnesota
1998-99 Men's Ice Hockey Statistics
Record: 7-11- 6/ 5- 6- 3 WCHA

Golden Gophers	GP/ GS	G	A	Pts	+/-	Sht	Sht %	Pen/	Min	PP	SH	EN	GW	GT	HT
Wyatt Smith	24/ 11	14	12	26	-8	82	17.1	8/	19	7	1	0	2	0	0
Reggie Berg	24/ 17	7	17	24	-3	116	6.0	20/	48	0	1	0	1	1	0
Dave Spehar	24/ 4	7	13	20	-9	61	11.5	13/	26	7	0	0	1	0	0
Erik Westrum	23/ 8	6	12	18	-6	68	8.8	16/	59	3	0	0	1	1	0
Jordan Leopold	20/ 17	5	11	16	-2	55	9.1	7/	14	1	0	0	0	0	0
Aaron Miskovich	24/ 9	6	4	10	-6	53	11.3	6/	12	0	1	0	2	0	0
Nate Miller	24/ 12	5	4	9	-13	45	11.1	16/	40	2	0	0	0	0	0
Dylan Mills	24/ 8	2	7	9	0	35	5.7	11/	22	1	0	0	0	0	0
Mike Anderson	24/ 6	3	5	8	-6	64	4.7	21/	50	0	1	0	0	0	0
John Pohl	23/ 0	3	4	7	-6	19	15.8	5/	10	0	0	0	0	0	0
Stuart Senden	22/ 1	4	2	6	2	28	14.3	3/	6	0	0	0	0	0	0
Erik Wendell	22/ 2	2	3	5	3	27	7.4	15/	30	0	0	0	0	0	0
Nick Angell	18/ 4	1	4	5	-13	24	4.2	7/	17	1	0	0	0	0	0
Rico Pagel	15/ 1	1	4	5	-3	25	4.0	2/	4	0	0	0	0	1	0
Doug Meyer	20/ 1	2	2	4	-6	13	15.4	5/	10	0	0	0	0	0	0
Mike Lyons	24/ 4	1	3	4	-9	33	3.0	13/	42	0	0	0	0	0	0
Brad Timmons	7/ 0	1	2	3	2	4	25.0	2/	4	0	0	0	0	0	0
Ryan Trebil	16/ 0	1	2	3	-6	14	7.1	13/	34	0	0	0	0	0	0
Bill Kohn	24/ 15	0	3	3	-4	39	0.0	18/	47	0	0	0	0	0	0
Matt Leimbek	10/ 0	0	3	3	2	12	0.0	2/	4	0	0	0	0	0	0
Pat O'Leary	7/ 0	0	1	1	-2	4	0.0	3/	6	0	0	0	0	0	0
Mark Nenovich	11/ 0	0	0	0	0	7	0.0	8/	16	0	0	0	0	0	0
Adam Hauser	21/ 21	0	0	0	0	0	0.0	3/	6	0	0	0	0	0	0
Cory Miller	2/ 0	0	0	0	0	6	0.0	3/	6	0	0	0	0	0	0
Willy Marvin	4/ 3	0	0	0	0	0	0.0	0/	0	0	0	0	0	0	0
Team	4/ 0	0	0	0	0	0	0.0	0/	0	0	0	0	0	0	0
Golden Gophers	24/ 24	71	118	189		834	8.5	223/	538	22	4	0	7	3	0
Opponents	24/ 24	91	141	232		671	13.6	233/	528	21	1	4	11	3	2

Bench Penalties: Golden Gophers 3 (6 Minutes); Opponents 2 (4 Minutes)
Power Play: Golden Gophers 22/132 (16.7%); Opponents 21/123 (17.1%);

Goaltending Statistics

Golden Gophers	GP/ GS	Min	GAA	W	L	T	ENG	Sho	GA	Sv	Sv %
Adam Hauser	21/ 21	1263:40	3.56	6	10	5	0	1	75	500	.870
Willy Marvin	4/ 3	198:58	3.62	1	1	1	0	0	12	80	.870
Golden Gophers	24/ 24	1462:38	3.57	7	11	6	4	1	87	580	.870
Opponents	24/ 24	1466:05	2.91	11	7	6	0	1	71	763	.915

Statistics by Period

Goals	1	2	3	OT	Tot	Penalties	1	2	3	OT	Tot
Golden Gophers	18	25	28	0	71	Golden Gophers	65	71	78	9	223
Opponents	30	30	31	0	91	Opponents	67	75	82	9	233
Shots	1	2	3	OT	Tot	Penalty Minutes	1	2	3	OT	Tot
Golden Gophers	243	285	286	20	834	Golden Gophers	144	142	226	26	538
Opponents	215	244	199	11	669	Opponents	145	169	196	18	528

University of Minnesota
 1998-99 Men's Ice Hockey Statistics
 Record: 7-11- 6/ 5- 6- 3 WCHA

Date	Opponent	Score	Record	Site	Attend	Goaltender of Record	
10/ 9	St. Lawrence	4 - 6 L	0- 1	H Mariucci Arena	9456	Adam Hauser	0- 1- 0
10/10	Ohio State	W 4 - 3	1- 1	H Mariucci Arena	9467	Willy Marvin	1- 0- 0
10/16	*Minnesota-Duluth	2 - 2 T OT	1- 1- 1	H Mariucci Arena	9791	Willy Marvin	1- 0- 1
10/17	*Minnesota-Duluth	W 3 - 1	2- 1- 1	H Mariucci Arena	9787	Adam Hauser	1- 1- 0
10/23	*St. Cloud State	W 3 - 0	3- 1- 1	H Mariucci Arena	9790	Adam Hauser	2- 1- 0
10/24	*St. Cloud State	5 - 6 L	3- 2- 1	A St. Cloud, Minn.	7051	Willy Marvin	1- 1- 1
10/30	*Wisconsin	W 3 - 2	4- 2- 1	A Madison, Wis.	13057	Adam Hauser	3- 1- 0
10/31	*Wisconsin	W 3 - 2	5- 2- 1	A Madison, Wis.	14059	Adam Hauser	4- 1- 0
11/ 6	*Colorado College	1 - 7 L	5- 3- 1	H Mariucci Arena	9776	Adam Hauser	4- 2- 0
11/ 7	*Colorado College	1 - 6 L	5- 4- 1	H Mariucci Arena	9841	Adam Hauser	4- 3- 0
11/13	*North Dakota	4 - 4 T OT	5- 4- 2	H Mariucci Arena	9860	Adam Hauser	4- 3- 1
11/14	*North Dakota	3 - 5 L	5- 5- 2	H Mariucci Arena	9908	Adam Hauser	4- 4- 1
11/20	*Alaska-Anchorage	3 - 5 L	5- 6- 2	A Anchorage, Alaska	3882	Adam Hauser	4- 5- 1
11/21	*Alaska-Anchorage	W 4 - 1	6- 6- 2	A Anchorage, Alaska	4733	Adam Hauser	5- 5- 1
11/27	*Michigan	2 - 3 L	6- 7- 2	H Mariucci Arena	9822	Adam Hauser	5- 6- 1
11/29	Michigan State	W 2 - 1	7- 7- 2	H Mariucci Arena	9563	Adam Hauser	6- 6- 1
12/27	Princeton	1 - 4 L	7- 8- 2	H Mariucci Arena	9829	Adam Hauser	6- 7- 1
12/28	Ohio State	5 - 6 L	7- 9- 2	H Mariucci Arena	9648	Adam Hauser	6- 8- 1
1/ 2	Boston College	4 - 8 L	7-10- 2	A Boston, Mass.	4124	Adam Hauser	6- 9- 1
1/ 3	Boston College	3 - 3 T OT	7-10- 3	A Boston, Mass.	3234	Adam Hauser	6- 9- 2
1/ 9	*Denver	3 - 3 T OT	7-10- 4	A Colo. Springs, Colo.	1243	Adam Hauser	6- 9- 3
1/10	*Denver	0 - 5 L	7-11- 4	A Denver, Colo.	3738	Adam Hauser	6-10- 3
1/15	Minn. State, Mankato	6 - 6 T OT	7-11- 5	H Mariucci Arena	9816	Adam Hauser	6-10- 4
1/16	Minn. State, Mankato	2 - 2 T OT	7-11- 6	H Mariucci Arena	9807	Adam Hauser	6-10- 5

*-WCHA Game

Record	W	L	T	Pct	Attendance #	Total	Avg
All Games	7	11	6	.417	Home 15	146161	9744
WCHA	5	6	3	.464	Away 9	55121	6125
Home	4	7	4	.400	Neutral 0	0	0
Away	3	4	2	.444	Total 24	201282	8387
Neutral	0	0	0	.000			
Ahead After 1 Period	4	1	2	.714			
Behind After 1 Period	0	6	3	.167			
Tied After 1 Period	3	4	1	.438			
Ahead After 2 Periods	5	0	1	.917			
Behind After 2 Periods	0	8	3	.136			
Tied After 2 Periods	2	3	2	.429			
Score First	6	4	1	.591			
Do Not Score First	1	7	5	.269			
Overtime Games	0	0	6	.500			

MINNESOTA HOCKEY CAREER STATS

Note: Current players are listed who have played more than one full season of college hockey. Totals are updated through the Minnesota State, Mankato series.

#4 • Dylan Mills

Year	GP	G	A	TP	P/PIM	PP	GW	SH	HT
97-98	39	1	10	11	16/32	0	0	0	0
98-99	24	2	7	9	11/22	1	0	0	0
Total	63	3	17	20	27/54	1	0	0	0

#7 • Erik Westrum

Year	GP	G	A	TP	P/PIM	PP	GW	SH	HT
97-98	39	6	12	18	20/43	1	1	1	0
98-99	23	6	12	18	16/59	3	1	0	0
Total	62	12	24	36	36/102	4	2	1	0

#14 • Cory Miller

Year	GP	G	A	TP	P/PIM	PP	GW	SH	HT
96-97	11	1	0	1	0/0	0	0	0	0
97-98	22	0	0	0	11/30	0	0	0	0
98-99	2	0	0	0	3/6	0	0	0	0
Total	35	1	0	1	14/36	0	0	0	0

#19 • Reggie Berg

Year	GP	G	A	TP	P/PIM	PP	GW	SH	HT
95-96	40	23	11	34	29/69	2	2	1	2
96-97	38	11	26	37	20/48	3	1	0	0
97-98	39	20	19	39	22/55	5	1	1	0
98-99	24	7	17	24	20/48	0	1	1	0
Total	141	61	73	134	91/220	10	5	3	2

#27 • Aaron Miskovich

Year	GP	G	A	TP	P/PIM	PP	GW	SH	HT
97-98	28	4	8	12	7/14	1	0	1	0
98-99	24	6	4	10	6/12	0	2	1	0
Total	52	10	12	22	13/26	1	2	2	0

#33 • Dave Spehar

Year	GP	G	A	TP	P/PIM	PP	GW	SH	HT
96-97	40	20	17	37	15/30	11	5	0	0
97-98	39	19	18	37	17/34	8	2	0	0
98-99	24	7	13	20	13/26	7	1	0	0
Total	103	46	48	94	45/90	26	8	0	0

#5 • Ryan Trebil

Year	GP	G	A	TP	P/PIM	PP	GW	SH	HT
96-97	8	0	0	0	4/8	0	0	0	0
97-98	39	2	3	5	37/96	0	0	0	0
98-99	16	1	2	3	13/34	0	0	0	0
Total	63	3	5	8	54/138	0	0	0	0

#10 • Mike Anderson

Year	GP	G	A	TP	P/PIM	PP	GW	SH	HT
95-96	28	3	6	9	20/51	0	1	0	0
96-97	42	9	11	20	19/46	1	0	0	0
97-98	31	12	13	25	23/62	3	0	0	0
98-99	24	3	5	8	21/50	0	0	1	0
Total	125	27	35	62	83/209	4	1	1	0

#15 • Stuart Senden

Year	GP	G	A	TP	P/PIM	PP	GW	SH	HT
97-98	32	5	3	8	9/18	0	0	0	0
98-99	22	4	2	6	3/6	0	0	0	0
Total	54	9	5	14	12/24	0	0	0	0

#21 • Mike Lyons

Year	GP	G	A	TP	P/PIM	PP	GW	SH	HT
96-97	32	1	5	6	23/68	0	0	0	0
97-98	38	1	12	13	30/60	0	0	0	0
98-99	24	1	3	4	13/42	0	0	0	0
Total	94	3	20	23	66/170	0	0	0	0

#28 • Matt Leimbek

Year	GP	G	A	TP	P/PIM	PP	GW	SH	HT
97-98	39	0	5	5	8/24	0	0	0	0
98-99	10	0	3	3	2/4	0	0	0	0
Total	49	0	8	8	10/28	0	0	0	0

#35 • Erik Day

Year	G	W-L-T	MIN	GA	GAA	SV	SV%
96-97	3	3-1-0	240	4	1.00	86	.956
97-98	30	3-2-0	389	24	3.70	144	.857
98-99	0	0-0-0	0	0	xxx	0	xxx
Total	14	6-3-0	629	28	2.67	230	.891

#6 • Brad Timmons

Year	GP	G	A	TP	P/PIM	PP	GW	SH	HT
95-96	32	1	2	3	25/61	0	0	0	0
96-97	17	0	0	0	7/14	0	0	0	0
97-98	transfer rule - sat out season								
98-99	7	1	2	3	2/4	0	0	0	0
Total	56	2	4	6	34/79	0	0	0	0

#13 • Nate Miller

Year	GP	G	A	TP	P/PIM	PP	GW	SH	HT
96-97	40	5	9	14	14/36	0	3	0	0
97-98	39	8	6	14	21/42	2	0	0	0
98-99	24	5	4	9	16/40	2	0	0	0
Total	103	18	19	37	51/118	4	3	0	0

#17 • Wyatt Smith

Year	GP	G	A	TP	P/PIM	PP	GW	SH	HT
95-96	32	4	5	9	16/32	0	1	1	0
96-97	38	16	14	30	18/44	3	4	1	0
97-98	39	24	23	47	31/62	3	3	1	2
98-99	24	14	12	26	8/16	7	2	1	0
Total	133	58	54	112	73/154	13	10	4	2

#24 • Bill Kohn

Year	GP	G	A	TP	P/PIM	PP	GW	SH	HT
95-96	7	0	2	2	4/8	0	0	0	0
96-97	42	5	10	15	40/80	2	1	0	0
97-98	36	4	16	20	35/89	1	0	0	0
98-99	24	0	3	3	18/47	0	0	0	0
Total	109	9	31	40	97/224	3	1	0	0

#29 • Rico Pagel

Year	GP	G	A	TP	P/PIM	PP	GW	SH	HT
96-97	29	5	5	10	6/12	0	0	0	0
97-98	39	8	11	19	9/18	1	2	0	0
98-99	15	1	4	5	2/4	0	0	0	0
Total	83	14	20	34	17/34	1	2	0	0

GOLDEN GOPHER HOCKEY

Weekly Release & Notes/January 25, 1999



THIS WEEKEND

MICHIGAN TECH (7-16-1, 7-11-0) AT MINNESOTA (7-13-6, 5-8-3)

MARIUCCI ARENA/MINNEAPOLIS, MINN.

FRIDAY, JANUARY 29 7:05 P.M. CST (MSC, KSTP-AM 1500)

SATURDAY, JANUARY 30 7:05 P.M. CST (MSC, KSTP-AM 1500)

Series Information

Minnesota leads 137-67-10
 Last 10 games - MN leads 7-3-0
 First meeting - 2/12/29, MN 3-0
 Last meeting - 1/31/98, MTU 5-3
 Minnesota's longest win streak - 14
 Michigan Tech's longest win streak - 7
 '90s - MN 21-7-2
 '80s - MN 22-5-1
 '70s - MTU 17-11-0
 '60s - MTU 19-6-3
 '50s - MN 20-12-2
 '40s - MN 28-4-0
 '30s - MN 28-3-2
 '20s - MN 1-0-0

Team Comparisons

Minnesota		Michigan Tech
24/143 (.168)	PP	15/129 (.116)
16/87 (.184)	WCHA PP	11/84 (.131)
114/140 (.814)	PK	87/106 (.179)
75/90 (.833)	WCHA PK	62/75 (.827)
0-6-4 (.200)	Last 10 games	3-6-1 (.350)
4-7-4 (.400)	Home	3-8-0 (.273)
3-6-2 (.364)	Road	4-6-1 (.409)
3.08	Goals/Game	2.08
3.92	Goals Allowed/Game	3.50
9.54	Penalties/Game	8.54
34.15	Shots On Goal/Game	22.04
1-8-2 (.182)	vs. Teams In Top 10	0-5-0 (.000)

Series Notes: Minnesota has scored first in 10 of the last 12 games against MTU • the Golden Gophers have an 11-3-1 edge in 15 postseason meetings • Doug Woog is 37-9-2 (.792) in 48 career games against Michigan Tech • Minnesota has a 21-9 edge in the second period of the last 10 games in the series • the Golden Gophers and Huskies will play just one regular-season series this season - Minnesota does not host Denver or travel to Michigan Tech during the 1998-99 regular season

Last Season vs. Huskies: Michigan Tech owned the third period in both 5-3 wins in Houghton last season, outscoring the Golden Gophers by a combined margin of 4-1 in the final frame of the two contests • Minnesota was 3-for-11 on the power play, while Michigan Tech was 2-for-14 with the man advantage • all six Minnesota goals were scored by returning players this season • Mike Anderson's two goals on 1/31/98 gave him 13 points in his last 14 games

Last Time At Mariucci Arena vs. Huskies: Now-injured goaltender Erik Day posted back-to-back shutouts against the Huskies on Nov. 16-17, 1996 (3-0, 3-0) • Day was the first goaltender in league history to post back-to-back shutouts in his first two games as a starter

Career Scoring vs. Michigan Tech

Player (games)	G-A-Pts	Notes
Reggie Berg (9)	3-7--10	Two goals in road wins during '96-97 season
Dave Spehar (6)	3-4--7	Hand in five (1-4--5) of six goals during '96-97
Mike Anderson (9)	4-2--6	Two of MN's three goals in 5-3 loss on 1/31/98
Wyatt Smith (7)	2-1--3	Both goals scored as a sophomore
Rico Pagel (4)	0-3--3	Two assists in 5-3 loss on 1/31/98
Nate Miller (6)	2-0--2	Scored a goal in each of his first two seasons
Erik Westrum (2)	1-1--2	Point in each game last season
Dylan Mills (2)	0-1--1	Assist in game on 1/31/98

Battle For Home Ice Begins: Three of Minnesota's next four opponents (Michigan Tech, St. Cloud State, and Alaska-Anchorage) are prime contenders for home-ice advantage for the first round of the WCHA playoffs. The Golden Gophers will play five of those six games at Mariucci Arena. Over the last 10 seasons, 45 of 46 teams (98 percent) that have secured home-ice advantage for the first round of the league playoffs have needed to average at least one point per game in the league standings. The only team that did not average at least one league point a game was St. Cloud State (31 points in 32 games) in the 1994-95 season. Currently, the Golden Gophers have 13 points through 16 WCHA games this season. For a further breakdown on upcoming games for teams in home ice contention, refer to page five of this release.

1998-99 SCHEDULE/RESULTS

Oct. 9	#ST. LAWRENCE	L 4-6
Oct. 10	#OHIO STATE	W 4-3
Oct. 16	MINNESOTA-DULUTH	T 2-2
Oct. 17	MINNESOTA-DULUTH	W 3-1
Oct. 23	ST. CLOUD STATE	W 3-0
Oct. 24	@ St. Cloud State	L 5-6
Oct. 30	@ Wisconsin	W 3-2
Oct. 31	@ Wisconsin	W 3-2
Nov. 6	COLORADO COLLEGE	L 1-7
Nov. 7	COLORADO COLLEGE	L 1-6
Nov. 13	NORTH DAKOTA	T 4-4
Nov. 14	NORTH DAKOTA	L 3-5
Nov. 20	@ Alaska-Anchorage	L 3-5
Nov. 21	@ Alaska-Anchorage	W 4-1
Nov. 27	#MICHIGAN	L 2-3
Nov. 29	#MICHIGAN STATE	W 2-1
Dec. 27	#PRINCETON	L 1-4
Dec. 28	#OHIO STATE	L 5-6
Dec. 30	*IF BJORKLOVEN	L 4-6
Jan. 2	@ Boston College	L 4-8
Jan. 3	@ Boston College	T 3-3
Jan. 9	@ Denver (World Arena)	T 3-3
Jan. 10	@ Denver (McNichols)	L 0-5
Jan. 15	#MINNESOTA STATE-MANKATO	T 6-6
Jan. 16	#MINNESOTA STATE-MANKATO	T 2-2
Jan. 22	@ North Dakota	L 4-5
Jan. 23	@ North Dakota	L 5-6
Jan. 29	MICHIGAN TECH	7:05 p.m.
Jan. 30	MICHIGAN TECH	7:05 p.m.
Feb. 5	@ Colorado College	8:35 p.m.
Feb. 6	@ Colorado College	8:05 p.m.
Feb. 13	ALASKA-ANCHORAGE	2:05 p.m.
Feb. 14	ALASKA-ANCHORAGE	2:05 p.m.
Feb. 19	@ St. Cloud State	7:35 p.m.
Feb. 20	ST. CLOUD STATE	7:05 p.m.
Feb. 26	@ Minnesota-Duluth	7:05 p.m.
Feb. 27	@ Minnesota-Duluth	7:05 p.m.
March 5	WISCONSIN	7:05 p.m.
March 6	WISCONSIN	7:05 p.m.
March 12-14	WCHA First Round Playoffs	TBA
March 18-20	WCHA Final Five	Target Center
March 25-27	NCAA Regionals	Madison/Worcester
April 1-3	NCAA Championships	

*-Exhibition game #-Nonconference game

LAST WEEKEND

Michigan Tech: The Huskies scoring problems continued as they mustered just three goals in a pair of losses at Colorado College (3-2, 3-1)

Minnesota: The Golden Gophers were swept in a weekend series at North Dakota. Minnesota lost a pair of one-goal games (5-4, 6-5) to the number one team in the nation

The Last Time

Minnesota Swept A Road Series:

October 30-31, 1998 @ Wisconsin (3-2, 3-2)

Minnesota Was Swept In A Road Series:

January 22-23, 1999 @ North Dakota (5-4, 6-5)

Minnesota Swept A Home Series:

February 20-21, 1998 vs. Alaska-Anchorage (3-0, 4-2)

Minnesota Was Swept In A Home Series:

November 6-7, 1998 vs. Colorado College (7-1, 6-1)

Minnesota Shut Out An Opponent:

October 23, 1998 vs. St. Cloud State (Adam Hauser, 3-0)

An Opponent Shut Out Minnesota:

January 10, 1999 @ Denver (Stephen Wagner, 5-0)

Minnesota Player Scored A Hat Trick:

March 6, 1998 @ St. Cloud State (Reggie Berg, 6-2 Minnesota win)

Minnesota Player Scored A Natural Hat Trick:

December 30, 1994 @ Mariucci Arena vs. Yale (Ryan Kraft, 6-2 Minnesota win)

An Opponent Scored A Hat Trick:

January 22, 1999 @ North Dakota (Jeff Panzer, four goals, 5-4, Minnesota loss)

Minnesota Player Scored Four Goals In A Game:

February 28, 1998 @ Colorado College (Wyatt Smith, 9-6 Minnesota loss)

Minnesota Won When Trailing After Two Periods:

March 14, 1997 vs. St. Cloud State at WCHA Final Five (5-4 Minnesota overtime win/trailing 4-3 heading into third period)

Minnesota Had 50 or More Shots On Goal In A Game:

October 9, 1998 vs. St. Lawrence in Icebreaker Invitational (50 shots, 6-4 Minnesota loss)

Opponent Had 50 or More Shots On Goal In A Game:

January 31, 1997 @ North Dakota (51 shots, 6-4 Minnesota loss)

Minnesota Player Scored A Shorthanded Goal:

January 23, 1999 @ North Dakota (Aaron Miskovich, first period, 6-5 Minnesota loss)

Minnesota Won In Overtime:

March 14, 1997 vs. St. Cloud State at WCHA Final Five (5-4)

Minnesota Lost In Overtime:

March 15, 1998 @ Minnesota-Duluth (5-4)

Minnesota Tied In Overtime:

January 16, 1999 vs. Minnesota State, Mankato (2-2)

Minnesota Scored 10 Goals Or More In A Game:

November 9, 1996 vs. North Dakota (10-6 Minnesota win)


Opponent Scored 10 Goals Or More In A Game:


January 30, 1993 @ Michigan Tech (10-2 Minnesota loss)


LaRue Becomes Three-Sport Athlete


Backup goaltender Rob LaRue (Wayzata, Minn.) became the first three-sport University of Minnesota student-athlete in 30 years when he played in the final seconds of the Golden Gophers' 6-5 loss to North Dakota Saturday night in Grand Forks. LaRue appeared in three games this season for the Golden Gopher football team, and hit .381 with three home runs last spring on the baseball team. The last Golden Gopher student-athlete to play three varsity sports was Bart Buetow (1968-72), who played football, hockey, and track and field.


Team Notes


 Golden Gopher Head Coach Doug Woog will coach in his 600th career game on Friday night at Mariucci Arena against Michigan Tech


 Minnesota is the only team in the nation to have played six of the top eight teams in the country (*USA Today*/AHM poll) and six of the top nine teams (USCHO and WMPL polls) - the Golden Gophers have played 11 of 26 games this season against those six teams (North Dakota, Michigan State, Michigan, Boston College, Colorado College, Princeton)

 Minnesota's four games against top-ranked and twice-beaten North Dakota this season were decided by a total of four goals, with one of the goals being an empty-net tally

 Only two of Minnesota's last 12 games (Colorado College) are against top 10 teams after just completing a stretch of games where the team had played 11 of 18 games against schools ranked in the top 10 nationally

 Minnesota's lead for 46:49 of Saturday's 6-5 loss to North Dakota was nearly double the amount of time the Golden Gophers had held a lead of any sort in its previous nine games (28:03)

 The Golden Gophers are 7-1-4 (.750) when allowing three or fewer goals and 0-12-2 (.071) when allowing four or more goals this season

 Minnesota has outscored its opponents 8-2 in the first period of wins and been outnumbered 32-14 in the first period of ties and losses this season

Minnesota's Record When In 1998-99

Overall Record	7-13-6
WCHA Record	5-8-3
Home Record	4-7-4
Road Record	3-6-2
Neutral Site Record	0-0-0
Last 20 Games	4-11-5
Last 10 Games	0-6-4
Last 5 Games	0-3-2

Power Play	24 of 143 (.168)
Penalty Kill	114 of 140 (.814)
Scoring A Power-Play Goal	5-7-4
Not Scoring A Power-Play Goal	2-6-2
Allowing A Power-Play Goal	4-11-5
Not Allowing A Power-Play Goal	3-2-1
Scoring A Short-Handed Goal	2-4-0
Allowing A Short-Handed Goal	0-0-0

Penalties/Avg. Per Game	248/9.5
Penalty Minutes/Avg. Per Game	596/22.9
10 Or More Penalties	3-3-3
Fewer Than 10 Penalties	4-10-3
More Penalties Than Opponent	1-6-2
Fewer Penalties Than Opponent	6-4-3
Same Amount Of Penalties	0-3-1

In One-Goal Games	4-5-0
In Two-Goal Games	1-3-0
In Three-Goal or More Games	2-5-0
In Overtime Games	0-0-6
Scoring 4 or More Goals	2-6-2
Scoring 3 or Fewer Goals	5-7-4
Scoring 3 or More Goals	6-8-4
Scoring 2 or Fewer Goals	1-5-2
Allowing 4 or More Goals	0-12-2
Allowing 3 or Fewer Goals	7-1-4

Scoring First Goal Of Game	6-5-1
Opponents Score First	1-8-5
Leading After One Period	5-2-1
Trailing After One Period	0-7-3
Tied After One Period	2-4-2
Scoring First Goal Of Second Period	5-5-2
Leading After Two Periods	5-1-1
Trailing After Two Periods	0-9-3
Tied After Two Periods	2-3-2
Scoring First Goal Of Third Period	3-4-2

Having 10-19 Shots On Goal	0-0-0
Having 20-29 Shots On Goal	3-6-0
Having 30-39 Shots On Goal	3-5-2
Having 40 or More Shots On Goal	1-2-4
Allowing Fewer Than 10 Shots On Goal	0-0-0
Allowing 10-19 Shots On Goal	1-0-0
Allowing 20-29 Shots On Goal	5-8-2
Allowing 30-39 Shots On Goal	1-4-4
Allowing 40 or More Shots On Goal	0-1-0
Outshooting Opponent	5-8-5
Opponent Outshoots Minnesota	2-5-1
Shots Are Even	0-0-0

October	5-2-1
November	2-5-1
December	0-2-0
January	0-4-4
February	0-0-0
March	0-0-0
Fridays	2-5-3
Saturdays	5-5-2
Sundays	0-2-1
Mondays	0-1-0
Series Record	2-5-3
Games Following A Win	2-4-1
Games Following A Loss	4-5-3
Games Following A Tie	1-3-2

#1 Adam Hauser

Fr., 6-2, 195, Bovey, Minn.

- ✓ Among the league leaders in the WCHA in shutout periods in league games only (19), and all games (29)
- ✓ Kicked away season-high 34 shots in Saturday's 6-5 loss at UND
- ✓ Has started 20 straight and 22 of the last 23 games in net
- ✓ Has a 1.17 GAA and .955 saves percentage in his six wins and 5.24 GAA and .822 saves percentage in his 12 losses

#3 Jordan Leopold

Fr., 6-0, 195, Robbinsdale, Minn.

- ✓ Fifth on the team in overall scoring (5-11--16)
- ✓ Season-low two shots on goal in the series at North Dakota
- ✓ Has scored a point in just one of his last seven games after registering a point in 11 of his first 15 collegiate games

#7 Erik Westrum

So., 5-11, 187, Apple Valley, Minn.

- ✓ Leads the team in scoring (3-11--14) over the last 10 games
- ✓ Tied for third on the team in scoring (6-15--21)
- ✓ Third on the team with 37 shots on goal in the last eight games
- ✓ Has a point in seven of his last nine games, and has all four of his multiple-point games this season after Christmas

#10 Mike Anderson

Sr., 6-1, 202, Bloomington, Minn.

- ✓ Scored one of his more impressive goals this season with a top-shelf wrist shot to pull the Golden Gophers within a goal in Friday night's 5-4 loss to UND
- ✓ Six of his nine points are in Golden Gopher wins and ties (3-3--6)
- ✓ Is +8 in Minnesota's wins and ties and -13 in the team's 11 losses - is even at home and -5 in road games

- ✓ Tied for the team lead in penalties (23) and second in penalty minutes (54)
- ✓ Fourth on the team in shots on goal (69)

#11 Erik Wendell

Fr., 6-1, 196, Maple Grove, Minn.

- ✓ First-period goal on Saturday night gave Minnesota a 3-0 lead at UND
- ✓ Tied for the team lead with a +3 rating
- ✓ Has 15 of his 29 shots on goal this season in the last seven games

#15 Stuart Senden

So., 6-0, 192, Alexandria, Minn.

- ✓ Has at least one point in each of the last five weekend series, but did not have a shot on goal in last weekend's set at UND
- ✓ Has three of his four goals at home
- ✓ Is +2 in the last 10 games

#17 Wyatt Smith

Sr., 5-11, 205, Warroad, Minn.

- ✓ Scored a goal and supplied an assist in last weekend's series at UND
- ✓ Minnesota is 3-1-2 in his six multiple-point games this season
- ✓ Leads the team in goals (15) and total points (15-13--28), and is the only Golden Gopher averaging over a point per game
- ✓ Second on the team in shots on goal (87)
- ✓ Has 18 points (9-9--18) in 15 home games and 10 points (6-4--10) in 11 road contests
- ✓ Scored his second shorthanded goal of the season and the fifth of his career Friday night at UND
- ✓ Leads the team with six goals in the last 10 games

#19 Reggie Berg

Sr., 5-11, 185, Anoka, Minn.

- ✓ Second on the team in scoring (9-17--26)
- ✓ Leads the team in assists (17)
- ✓ Scored a goal in each game last weekend
- ✓ Needs just 14 points to become the 23rd member of the Golden Gopher 150-Point Club (currently has 63-73--136 in 143 games)

- ✓ Second on the team in goals (9) despite suffering through the longest goal-scoring drought of his career (10 games)
- ✓ Leads the team in shots on goal with 124 in 26 games - no other Golden Gopher has more than 87 shots on goal this season
- ✓ Has 4-9--13 in Minnesota's seven wins and two ties and 5-3--8 in the team's 13 losses - has 6-9--15 on the road in 11 games and 3-8--11 in 15 home games
- ✓ Minnesota is 28-3-2 in his career when Berg scores more than one point in a game
- ✓ Has 18-17--35 in Minnesota's last 24 wins

#24 Bill Kohn

Sr., 6-0, 196, Roseville, Minn.

- ✓ Scored first goal of the season (41 shots) with a second-period marker Saturday night at UND to give the Golden Gophers a short-lived three-goal cushion (4-1)

#27 Aaron Miskovich

So., 5-11, 188, Grand Rapids, Minn.

- ✓ Career high seven shots on goal in the 6-5 loss at UND Saturday in which he scored his second shorthanded goal of the season
- ✓ Three of his five multiple-point games in his career have been against UND after a pair of assists in Friday's game
- ✓ Has scored six of his seven goals at home

#28 Matt Leimbek

So., 5-9, 189, Rochester, Minn.

- ✓ Scored first career goal with a power-play score at 18:38 of the second period in Saturday night's loss to UND

#33 Dave Spehar

Jr., 5-7, 171, Duluth, Minn.

- ✓ Tied for third on the team in scoring (8-13--21)
- ✓ Third on the team in goals (8) - all of which have come on the power play
- ✓ Is -9 in his last 10 games

DID YOU KNOW ...

Beware of Jeffs in January: Minnesota has allowed two opponents to score four goals in a game in the month of January - North Dakota's Jeff Panzer scored four goals in Friday night's 5-4 loss after Boston College's Jeff Farkas hit for four goals against the Golden Gophers in an 8-4 Eagle win on Jan. 2 • Minnesota ranks fourth in the league power play and seventh in the WCHA penalty kill stats • the Golden Gophers are 1-6-3 in its last 10 home games • Minnesota has not won in the last 25 games (0-22-3) they have trailed after two periods - but have earned ties in three of the last nine games they have trailed after two periods • the U of M was swept on the road for the first time this season last weekend • the Golden Gophers have been outscored 16-8 in the first period of the last 10 games • Minnesota is 7-8-1 (.469) on Jan. 29 and 9-9-1 (.500) on Jan. 30 in school history • Minnesota is 68-21-3 (.755) in its last 92 games when scoring first, but have lost five of its last seven games when scoring first • in the first four seasons of the new Mariucci Arena, Minnesota was 55-15-4 (.770) - the last two seasons, the Golden Gophers are 17-14-4 (.543) on home ice • before the beginning of last season, Minnesota was 58-28 (.674) in its previous 86 one-goal games - the last two seasons, the Golden Gophers are 8-14 (.364) in one-goal contests • five of Minnesota's seven wins this season have been on Saturday • Minnesota is 1-19-3 the last two seasons when trailing after one period • Minnesota is 6-4-3 (.577) when taking fewer penalties than its opponent, and 1-7-3 (.227) when jailed for the same amount or more penalties than its opponent • the Golden Gophers have surrendered a power-play goal in nine of the last 10 games • 12 of Minnesota's last 16 games have been either a tie, one-goal game, or two-goal game with an empty-net tally • a total of seven Golden Gophers have been drafted by NHL organizations: Mike Anderson--Washington; Reggie Berg--Toronto; Aaron Miskovich--Colorado; Pat O'Leary--Phoenix; John Pohl--St. Louis; Wyatt Smith--Phoenix; Erik Westrum--Phoenix

About This Week's Opponent Michigan Tech

Location: Houghton, Mich.

Founded: 1885

Enrollment: 6,306

Arena: MacInnes Student Ice Arena

Rink Size: 200 x 85

Head Coach: Tim Watters

Watters' Career Record: 32-60-3 (.353)

Watters' At MTU: 32-60-3 (.353)

Assistant Coaches: Scott White, Pete Wilkinson

Notes: The Huskies have scored two or fewer goals in eight of their last 12 games, and 18 of 24 games on the season • MTU joins Minnesota in being winless this season when trailing after one period (0-10-0) • the Huskies have won more games on the road (4) than at home (3) this season

1998-99 WCHA STANDINGS

Team (Overall Record, win %)	GP	W	L	T	Pts	GF	GA	GDif
North Dakota (19-2-1, .886)	16	14	1	1	29	78	47	+31
Colorado College (17-8-1, .673)	18	12	6	0	24	70	49	+21
Denver (14-9-1, .604)	18	9	8	1	19	63	56	+7
Alaska-Anchorage (11-11-2, .500)	18	8	8	2	18	41	44	-3
St. Cloud State (12-11-1, .521)	18	8	10	0	16	57	62	-5
Wisconsin (9-13-2, .435)	16	7	8	1	15	37	40	-3
Michigan Tech (7-16-1, .313)	18	7	11	0	14	41	55	-14
Minnesota (7-13-6, .385)	16	5	8	3	13	47	60	-13
Minnesota-Duluth (6-18-2, .269)	18	3	13	2	8	40	61	-21

This Week In The WCHA

Friday, January 29
 St. Cloud State @ Alaska-Anchorage
 Denver @ Wisconsin
 Michigan Tech @ Minnesota
 North Dakota @ Minnesota-Duluth

Saturday, January 30
 St. Cloud State @ Alaska-Anchorage
 Denver @ Wisconsin
 Michigan Tech @ Minnesota
 North Dakota @ Minnesota-Duluth

Colorado College is idle this weekend

1998-99 season highs/lows

TEAM

MOST GOALS/GAME	(6) 1/15 vs. Minnesota State, Mankato
LEAST GOALS/GAME	(0) 1/10 vs. Denver
MOST ASSISTS/GAME	(10) two times, last 1/15 vs. Minnesota State, Mankato
LEAST ASSISTS/GAME	(0) 1/10 vs. Denver
MOST GOALS AGAINST/GAME	(8) 1/2 @ Boston College
LEAST GOALS AGAINST/GAME	(0) 10/23 vs. St. Cloud State
MOST ASSISTS AGAINST/GAME	(13) 11/6 vs. Colorado College
LEAST ASSISTS AGAINST/GAME	(0) 10/23 vs. St. Cloud State
MOST GOALS/PERIOD	(4) two times, last 1/15 vs. MN State, Mankato - third period
MOST GOALS AGAINST/PERIOD	(5) 1/2 @ Boston College - third period
MOST POWER PLAY GOALS/GAME	(3) two times, last 1/15 vs. Minnesota State, Mankato
MOST POWER PLAY GOALS ALLOWED/GAME	(3) 1/23 @ North Dakota
MOST SHOTS ON GOAL/GAME	(50) 10/9 vs. St. Lawrence
LEAST SHOTS ON GOAL/GAME	(20) 11/29 vs. Michigan State
MOST SHOTS AGAINST/GAME	(40) 1/23 @ North Dakota
LEAST SHOTS AGAINST/GAME	(17) 10/17 vs. Minnesota-Duluth
MOST SHOTS ON GOAL/PERIOD	(22) 10/9 vs. St. Lawrence
MOST SHOTS AGAINST/PERIOD	(20) 11/13 vs. North Dakota - first period
MOST PENALTIES/GAME	(18) 1/2 @ Boston College
LEAST PENALTIES/GAME	(4) two times, last 1/3 @ Boston College
MOST PIM/GAME	(68) 1/2 @ Boston College
LEAST PIM/GAME	(8) two times, last 1/3 @ Boston College
MOST OPP. PENALTIES/GAME	(18) 10/30 @ Wisconsin
LEAST OPP. PENALTIES/GAME	(3) 1/3 @ Boston College
MOST OPP. PIM/GAME	(47) 10/30 @ Wisconsin
LEAST OPP. PIM/GAME	(6) 1/3 @ Boston College
QUICKEST TWO GOALS	(0:18) 10/10 vs. Ohio State - second period (Berg, Miskovich)
QUICKEST THREE GOALS	(6:05) 12/28 vs. Ohio State - third period (Spehar, N. Miller, Timmons)

Woog's Window

Minnesota Head Coach Doug Woog has produced unparalleled numbers as the man behind the Golden Gopher bench over the last 14 seasons. Entering Friday's game, Woog has a career record of 381-181-37 (.667) overall and a WCHA mark of 275-124-32 (.675). Minnesota has appeared in the NCAA Tournament in 12 of Woog's 13 seasons and has finished first or second in the WCHA in 11 of his 13 campaigns. Among Woog's regular media appearances are: WCCO-AM (830) with Mike Max, Mondays and Fridays at 6:35 p.m. KSTP-AM (1500) with Pat Reusse and Joe Soucheray, Saturday mornings at 11 a.m., Thursday morning at 7:45 a.m., and the postgame show. KARE-TV (Ch. 11) Gopher Sports Extra on selected Saturdays at 11:05 p.m.

In The Training Room

Player (injury)	Weekend Status
Erik Day (knee)	out
Dylan Mills (rib)	out
Ryan Trebil (back)	questionable

wcha players of the week

OFFENSIVE PLAYER OF THE WEEK
 October 19 Aaron Miskovich (vs.UMD)

ROOKIE OF THE WEEK
 November 2 Adam Hauser (@WIS)

INDIVIDUAL

GOALS/GAME	(2) six times, last Westrum and Smith on 1/15 vs. MN State, Mankato
GOALS/PERIOD	(2) three times, last Erik Westrum on 1/15 vs. MN State - third period
ASSISTS/GAME	(3) two times, last Jordan Leopold, 1/15 vs. MN State, Mankato
ASSISTS/PERIOD	(2) seven times, last Jordan Leopold, 1/15 vs. MN State, Mankato - third period
POINTS/GAME	(4) Erik Westrum (2-2--4), 1/15 vs. Minnesota State, Mankato
POINTS/PERIOD	(2) 18 times, last Smith, Leopold, Westrum on 1/15 vs. MN State, Mankato - third period
PENALTIES/GAME	(4) Erik Westrum, 1/10 @ Denver
PIM/GAME	(16) Erik Westrum, 1/10 @ Denver
SHOTS ON GOAL/GAME	(9) three times, last Reggie Berg, 12/28 vs. Ohio State
SAVES/GAME	(34) Adam Hauser, 1/23 @ North Dakota
+/- RATING/GAME	(+2) 19 times, last Wyatt Smith on 1/15 vs. MN State, Mankato

quick stats by series

	IB	UMD	SCSU	@WIS	CC	UND	@UAA	SHOW	MAR	@BC	@DU	MSU	@UND	MTU	@CC	UAA	SCSU	@UMD	WIS	
Hauser	L 6g 18s	W 1g 16s	W 0g 26s	2W 4g 48s	2L 13g 37s	L T 8g 58s	W L 5g 51s	LW 4g 49s	2L 9g 51s	L T 11g 60s	T L 7g 41s	2T 8g 45s	2L 11g 45s							
Nenovich	0-0-0	0-0-0	0-0-0	dnp	0-0-0	0-0-0	0-0-0	0-0-0	0-0-0	0-0-0	dnp	dnp	dnp							
Leopold	0-2-2	0-1-1	0-3-3	0-1-1	0-1-1	1-0-1	2-0-2	2-0-2	dnp	dnp	0-0-0	0-3-3	0-0-0							
Mills	0-0-0	0-1-1	0-1-1	0-0-0	0-0-0	2-0-2	0-2-2	0-1-1	0-1-1	0-0-0	0-0-0	0-1-1	0-0-0							
Trebil	dnp	0-0-0	0-0-0	0-0-0	0-0-0	0-1-1	0-0-0	dnp	0-0-0	1-0-1	0-0-0	0-1-1	0-0-0							
Timmons	0-1-1	dnp	dnp	dnp	dnp	dnp	0-1-1	0-0-0	1-0-1	0-0-0	dnp	0-0-0	0-0-0							
Westrum	1-0-1	0-1-1	0-1-1	2-0-2	0-0-0	0-1-1	0-0-0	0-1-1	0-2-2	1-3-4	0-1-1	2-2-4	0-3-3							
Pohl	0-1-1	0-0-0	0-0-0	1-0-1	0-0-0	0-0-0	0-0-0	0-1-1	1-1-2	1-0-1	0-1-1	0-0-0	0-1-1							
Anderson	0-1-1	0-2-2	1-0-1	0-1-1	0-0-0	0-0-0	0-0-0	1-1-2	0-0-0	1-0-1	0-0-0	0-0-0	1-0-1							
Wendell	0-0-0	0-0-0	1-0-1	0-0-0	1-1-2	0-0-0	0-1-1	0-0-0	0-0-0	0-0-0	0-1-1	0-0-0	1-0-1							
Meyer	0-0-0	0-0-0	0-0-0	0-0-0	0-0-0	0-0-0	1-1-2	0-0-0	0-1-1	0-0-0	0-0-0	1-0-1	dnp							
N. Miller	1-1-2	0-1-1	2-0-2	0-0-0	0-0-0	1-0-1	0-0-0	0-0-0	1-1-2	0-1-1	0-0-0	0-0-0	0-1-1							
C. Miller	0-0-0	0-0-0	dnp	dnp	dnp	dnp	dnp	dnp	dnp	dnp	dnp	dnp	dnp							
Senden	0-0-0	0-0-0	0-0-0	0-0-0	1-0-1	0-0-0	0-0-0	0-0-0	1-0-1	0-1-1	1-0-1	1-0-1	0-1-1							
Smith	1-2-3	2-0-2	2-0-2	0-2-2	0-1-1	1-2-3	2-1-3	1-1-2	1-2-3	1-0-1	1-0-1	2-1-3	1-1-2							
Berg	2-2-4	0-2-2	1-0-1	1-2-3	0-0-0	1-2-3	2-2-4	0-0-0	0-0-0	0-3-3	0-2-2	0-2-2	2-0-2							
Lyons	0-0-0	0-0-0	0-0-0	0-0-0	0-0-0	0-1-1	0-2-2	0-0-0	0-0-0	0-0-0	1-0-1	0-0-0	0-1-1							
Kohn	0-1-1	0-0-0	0-1-1	0-0-0	0-0-0	0-0-0	0-0-0	0-0-0	0-0-0	0-1-1	0-0-0	0-0-0	1-0-1							
O'Leary	0-0-0	0-0-0	0-0-0	0-0-0	0-1-1	dnp	dnp	dnp	dnp	dnp	dnp	0-0-0	0-0-0							
Angell	0-0-0	0-1-1	0-1-1	0-2-2	0-0-0	dnp	dnp	dnp	0-0-0	1-0-1	0-0-0	0-0-0	0-1-1							
Miskovich	2-0-2	2-0-2	0-0-0	0-0-0	0-0-0	1-1-2	0-0-0	0-0-0	0-1-1	0-2-2	0-0-0	1-0-1	1-2-3							
Leimbek	0-0-0	0-0-0	dnp	0-0-0	0-0-0	0-0-0	0-2-2	0-0-0	dnp	dnp	dnp	0-1-1	1-1-2							
Pagel	0-1-1	0-1-1	0-0-0	dnp	dnp	dnp	dnp	0-0-0	0-1-1	1-1-2	0-0-0	0-0-0	dnp							
Spehar	1-1-2	1-0-1	1-2-3	2-1-3	0-0-0	0-5-5	0-0-0	0-1-1	1-2-3	0-0-0	0-0-0	1-1-2	1-0-1							

Drive for Five

With six weeks remaining in the regular season, the race is on for the final few home ice positions in the first round of the WCHA playoffs. A total of six points separates the six teams from third to eighth place in the standings. With North Dakota and Colorado College (see WCHA standings) in secure positions, here is a breakdown of the schedules for the teams remaining in the hunt for the third, fourth and fifth spots (current points in parenthesis):

3. Denver (19, 10 WCHA games remaining): @ WIS, @ UND, @/vs. CC, @ SCSU, vs. MTU

4. Alaska-Anchorage (18, 10 WCHA games remaining): vs. SCSU, vs. UMD, @ MN, @ UND, vs. CC

5. St. Cloud State (16, 10 WCHA games remaining): @ UAA, vs. WIS, vs./@ MN, vs. DU, @ UND

6. Wisconsin (15, 12 WCHA games remaining): vs. DU, @ SCSU, vs. CC, @ MTU, vs. UND, @ MN

7. Michigan Tech (14, 10 WCHA games remaining): @ MN, vs. UND, @ UMD, vs. WIS, @ DU

8. Minnesota (13, 12 WCHA games remaining): vs. MTU, @ CC, vs. UAA, @/vs. SCSU, @ UMD, vs. WIS

multiple-point games

Player(games)	Last Time	Record
Berg (7)	1/9 @ DU (2a)	3-2-2
Spehar (7)	1/15 vs. MSU (1g, 1a)	1-4-2
Smith (6)	1/15 vs. MSU (2g, 1a)	2-1-3
Westrum (4)	1/23 @ UND (2a)	0-3-1
Leopold (3)	1/15 vs. MSU (3a)	0-2-1
Miskovich (3)	1/22 @ UND (2a)	1-2-0
N. Miller (2)	10/24 @ SCSU (2g)	1-1-0
Anderson (1)	10/17 vs. UMD (2a)	1-0-0
Leimbek (1)	11/20 @ UAA (2a)	0-1-0
Mills (1)	11/21 @ UAA (2a)	1-0-0
Senden (1)	1/2 @ BC (2a)	0-1-0

goal breakdown

	Last Wknd	Last 5 Gms	Season
5-on-5	4	9	44
6-on-5	0	0	2
4-on-4	1	1	4
PPG	2	5	24
SHG	2	2	6
ENG	0	0	0

Scoring Sooner Or Later

Two key goals in Friday's loss to UND were a pair of markers scored by the Sioux in the final minute of the first period to break a 1-1 tie and give the home team a 3-1 lead they would not relinquish. On the season, opponents have scored 28 goals against the Golden Gophers in the first two or final two minutes of a period, with 13 of those tallies either tying the game or giving the opponent the lead. By contrast, Minnesota has scored just 13 times in the first two or last two minutes of a period, with six of those goals either giving the team a tie or lead.

news and notes...

Skate With The Gophers Scheduled For Jan. 31: The University of Minnesota men's hockey program will host its annual "Skate With The Gophers" on Sunday, Jan. 31, 1999 from Noon to 3 p.m. at Mariucci Arena. The afternoon will feature the Golden Gopher hockey team, Goldy Gopher, and interactive games for fans of all ages.

Ice times must be reserved in advance by calling the Gopher Ticket Office at 624-8080 or 1-800-UGOPHER. The ticket office is open Monday through Friday from 9 a.m. to 5 p.m. There will be a \$1 admission fee at the door.

University of Minnesota
1998-99 Men's Ice Hockey Statistics
WCHA Games Only

Golden Gophers	GP/ GS	G	A	Pts	+ / -	Sht	Sht %	Pen/	Min	PP	SH	EN	GW	GT	HT
Reggie Berg	16/ 12	7	10	17	-1	68	10.3	12/	24	0	1	0	1	1	0
Wyatt Smith	16/ 6	9	7	16	-5	44	20.5	7/	14	4	2	0	1	0	0
Dave Spehar	16/ 1	5	8	13	-8	47	10.6	10/	20	5	0	0	1	0	0
Jordan Leopold	16/ 13	3	6	9	-2	35	8.6	7/	14	1	0	0	0	0	0
Erik Westrum	15/ 6	2	7	9	-6	37	5.4	11/	41	2	0	0	1	0	0
Aaron Miskovich	16/ 7	4	3	7	-3	50	8.0	4/	8	0	2	0	1	0	0
Erik Wendell	15/ 1	3	3	6	3	13	23.1	11/	22	0	0	0	0	0	0
Dylan Mills	15/ 4	2	4	6	-1	22	9.1	5/	10	1	0	0	0	0	0
Nate Miller	16/ 12	3	2	5	-10	32	9.4	16/	40	2	0	0	0	0	0
Mike Anderson	16/ 3	2	3	5	-5	45	4.4	10/	20	0	0	0	0	0	0
Mike Lyons	16/ 2	1	4	5	-6	20	5.0	8/	16	0	0	0	0	0	0
Nick Angell	12/ 2	0	5	5	-6	16	0.0	5/	13	0	0	0	0	0	0
Matt Leimbek	9/ 0	1	3	4	1	9	11.1	1/	2	1	0	0	0	0	0
Stuart Senden	15/ 0	2	1	3	1	13	15.4	2/	4	0	0	0	0	0	0
John Pohl	15/ 0	1	2	3	-7	11	9.1	4/	8	0	0	0	0	0	0
Bill Kohn	16/ 11	1	1	2	-6	21	4.8	11/	33	0	0	0	0	0	0
Doug Meyer	12/ 0	1	1	2	-4	8	12.5	5/	10	0	0	0	0	0	0
Brad Timmons	3/ 0	0	1	1	2	0	0.0	0/	0	0	0	0	0	0	0
Rico Pagel	6/ 0	0	1	1	0	8	0.0	1/	2	0	0	0	0	0	0
Pat O'Leary	7/ 0	0	1	1	-3	3	0.0	1/	2	0	0	0	0	0	0
Ryan Trebil	13/ 0	0	1	1	-3	8	0.0	11/	22	0	0	0	0	0	0
Mark Nenovich	6/ 0	0	0	0	2	3	0.0	4/	8	0	0	0	0	0	0
Adam Hauser	14/ 14	0	0	0	0	0	0.0	1/	2	0	0	0	0	0	0
Cory Miller	1/ 0	0	0	0	0	2	0.0	2/	4	0	0	0	0	0	0
Willy Marvin	3/ 2	0	0	0	0	0	0.0	0/	0	0	0	0	0	0	0
Team	3/ 0	0	0	0	0	0	0.0	0/	0	0	0	0	0	0	0
Rob LaRue	1/ 0	0	0	0	0	0	0.0	0/	0	0	0	0	0	0	0
Golden Gophers	16/ 16	47	74	121		515	9.1	151/	343	16	5	0	5	1	0
Opponents	16/ 16	60	102	162		456	13.2	149/	317	15	0	3	8	2	2

Bench Penalties: Golden Gophers 2 (4 Minutes); Opponents 2 (4 Minutes)
Power Play: Golden Gophers 16/87 (18.4%); Opponents 15/90 (16.7%);

Goaltending Statistics

Golden Gophers	GP/ GS	Min	GAA	W	L	T	ENG	Sho	GA	Sv	Sv %
Adam Hauser	14/ 14	832:21	3.46	5	7	2	0	1	48	336	.875
Willy Marvin	3/ 2	138:58	3.89	0	1	1	0	0	9	60	.870
Rob LaRue	1/ 0	0:15	-----	0	0	0	0	0	0	0	.000
Golden Gophers	16/ 16	971:34	3.52	5	8	3	3	1	57	396	.874
Opponents	16/ 16	971:56	2.90	8	5	3	0	1	47	468	.909

Statistics by Period

Goals	1	2	3	OT	Tot	Penalties	1	2	3	OT	Tot
Golden Gophers	17	17	13	0	47	Golden Gophers	47	55	48	1	151
Opponents	24	17	19	0	60	Opponents	47	54	46	2	149
Shots	1	2	3	OT	Tot	Penalty Minutes	1	2	3	OT	Tot
Golden Gophers	158	166	179	12	515	Golden Gophers	113	110	118	2	343
Opponents	149	157	137	11	454	Opponents	113	108	92	4	317

University of Minnesota
1998-99 Men's Ice Hockey Statistics
Record: 7-13- 6/ 5- 8- 3 WCHA

Golden Gophers	GP/ GS	G	A	Pts	+ / -	Sht	Sht %	Pen/	Min	PP	SH	EN	GW	GT	HT
Wyatt Smith	26/ 11	15	13	28	-8	87	17.2	10/	23	7	2	0	2	0	0
Reggie Berg	26/ 19	9	17	26	-1	124	7.3	23/	54	0	1	0	1	1	0
Dave Spehar	26/ 4	8	13	21	-11	66	12.1	13/	26	8	0	0	1	0	0
Erik Westrum	25/ 10	6	15	21	-5	74	8.1	16/	59	3	0	0	1	1	0
Jordan Leopold	22/ 19	5	11	16	-1	57	8.8	9/	18	1	0	0	0	0	0
Aaron Miskovich	26/ 9	7	6	13	-4	64	10.9	7/	14	0	2	0	2	0	0
Nate Miller	26/ 14	5	5	10	-12	47	10.6	22/	60	2	0	0	0	0	0
Mike Anderson	26/ 6	4	5	9	-5	69	5.8	23/	54	0	1	0	0	0	0
Dylan Mills	25/ 8	2	7	9	1	35	5.7	11/	22	1	0	0	0	0	0
John Pohl	25/ 0	3	5	8	-6	20	15.0	5/	10	0	0	0	0	0	0
Stuart Senden	24/ 1	4	3	7	3	28	14.3	4/	8	0	0	0	0	0	0
Erik Wendell	24/ 2	3	3	6	3	29	10.3	17/	34	0	0	0	0	0	0
Nick Angell	20/ 4	1	5	6	-12	26	3.8	7/	17	1	0	0	0	0	0
Mike Lyons	26/ 4	1	4	5	-9	33	3.0	14/	44	0	0	0	0	0	0
Matt Leimbek	12/ 0	1	4	5	2	14	7.1	2/	4	1	0	0	0	0	0
Rico Pagel	15/ 1	1	4	5	-3	25	4.0	2/	4	0	0	0	0	1	0
Doug Meyer	20/ 1	2	2	4	-6	13	15.4	5/	10	0	0	0	0	0	0
Bill Kohn	26/ 17	1	3	4	-4	41	2.4	20/	51	0	0	0	0	0	0
Brad Timmons	8/ 0	1	2	3	3	4	25.0	2/	4	0	0	0	0	0	0
Ryan Trebil	18/ 0	1	2	3	-5	15	6.7	16/	40	0	0	0	0	0	0
Pat O'Leary	9/ 0	0	1	1	-2	4	0.0	3/	6	0	0	0	0	0	0
Mark Nenovich	11/ 0	0	0	0	1	7	0.0	8/	16	0	0	0	0	0	0
Adam Hauser	23/ 23	0	0	0	0	0	0.0	3/	6	0	0	0	0	0	0
Cory Miller	2/ 0	0	0	0	0	6	0.0	3/	6	0	0	0	0	0	0
Willy Marvin	4/ 3	0	0	0	0	0	0.0	0/	0	0	0	0	0	0	0
Team	4/ 0	0	0	0	0	0	0.0	0/	0	0	0	0	0	0	0
Rob LaRue	1/ 0	0	0	0	0	0	0.0	0/	0	0	0	0	0	0	0
Golden Gophers	26/ 26	80	130	210		888	9.0	248/	596	24	6	0	7	3	0
Opponents	26/ 26	102	162	264		741	13.8	252/	574	26	1	4	13	3	3

Bench Penalties: Golden Gophers 3 (6 Minutes); Opponents 3 (6 Minutes)
Power Play: Golden Gophers 24/143 (16.8%); Opponents 26/140 (18.6%);

Goaltending Statistics

Golden Gophers	GP/ GS	Min	GAA	W	L	T	ENG	Sho	GA	Sv	Sv %
Willy Marvin	4 / 3	198:58	3.62	1	1	1	0	0	12	80	.870
Adam Hauser	23/ 23	1381:42	3.73	6	12	5	0	1	86	559	.867
Rob LaRue	1 / 0	0:15	-----	0	0	0	0	0	0	0	.000
Golden Gophers	26/ 26	1580:55	3.72	7	13	6	4	1	98	639	.867
Opponents	26/ 26	1586:04	3.03	13	7	6	0	1	80	808	.910

Statistics by Period

Goals	1	2	3	OT	Tot	Penalties	1	2	3	OT	Tot
Golden Gophers	22	28	30	0	80	Golden Gophers	78	77	84	9	248
Opponents	34	33	35	0	102	Opponents	78	79	86	9	252
Shots	1	2	3	OT	Tot	Penalty Minutes	1	2	3	OT	Tot
Golden Gophers	265	298	305	20	888	Golden Gophers	178	154	238	26	596
Opponents	237	273	218	11	739	Opponents	175	177	204	18	574

University of Minnesota
1998-99 Men's Ice Hockey Statistics
Record: 7-13- 6/ 5- 8- 3 WCHA

Date	Opponent	Score	Record	Site	Attend	Goaltender of Record	
10/ 9	St. Lawrence	4 - 6 L	0- 1	H Mariucci Arena	9456	Adam Hauser	0- 1- 0
10/10	Ohio State	W 4 - 3	1- 1	H Mariucci Arena	9467	Willy Marvin	1- 0- 0
10/16	*Minnesota-Duluth	2 - 2 T OT	1- 1- 1	H Mariucci Arena	9791	Willy Marvin	1- 0- 1
10/17	*Minnesota-Duluth	W 3 - 1	2- 1- 1	H Mariucci Arena	9787	Adam Hauser	1- 1- 0
10/23	*St. Cloud State	W 3 - 0	3- 1- 1	H Mariucci Arena	9790	Adam Hauser	2- 1- 0
10/24	*St. Cloud State	5 - 6 L	3- 2- 1	A St. Cloud, Minn.	7051	Willy Marvin	1- 1- 1
10/30	*Wisconsin	W 3 - 2	4- 2- 1	A Madison, Wis.	13057	Adam Hauser	3- 1- 0
10/31	*Wisconsin	W 3 - 2	5- 2- 1	A Madison, Wis.	14059	Adam Hauser	4- 1- 0
11/ 6	*Colorado College	1 - 7 L	5- 3- 1	H Mariucci Arena	9776	Adam Hauser	4- 2- 0
11/ 7	*Colorado College	1 - 6 L	5- 4- 1	H Mariucci Arena	9841	Adam Hauser	4- 3- 0
11/13	*North Dakota	4 - 4 T OT	5- 4- 2	H Mariucci Arena	9860	Adam Hauser	4- 3- 1
11/14	*North Dakota	3 - 5 L	5- 5- 2	H Mariucci Arena	9908	Adam Hauser	4- 4- 1
11/20	*Alaska-Anchorage	3 - 5 L	5- 6- 2	A Anchorage, Alaska	3882	Adam Hauser	4- 5- 1
11/21	*Alaska-Anchorage	W 4 - 1	6- 6- 2	A Anchorage, Alaska	4733	Adam Hauser	5- 5- 1
11/27	Michigan	2 - 3 L	6- 7- 2	H Mariucci Arena	9822	Adam Hauser	5- 6- 1
11/29	Michigan State	W 2 - 1	7- 7- 2	H Mariucci Arena	9563	Adam Hauser	6- 6- 1
12/27	Princeton	1 - 4 L	7- 8- 2	H Mariucci Arena	9829	Adam Hauser	6- 7- 1
12/28	Ohio State	5 - 6 L	7- 9- 2	H Mariucci Arena	9648	Adam Hauser	6- 8- 1
1/ 2	Boston College	4 - 8 L	7-10- 2	A Boston, Mass.	4124	Adam Hauser	6- 9- 1
1/ 3	Boston College	3 - 3 T OT	7-10- 3	A Boston, Mass.	3234	Adam Hauser	6- 9- 2
1/ 9	*Denver	3 - 3 T OT	7-10- 4	A Colo. Springs, Colo.	1243	Adam Hauser	6- 9- 3
1/10	*Denver	0 - 5 L	7-11- 4	A Denver, Colo.	3738	Adam Hauser	6-10- 3
1/15	Minn. State, Mankato	6 - 6 T OT	7-11- 5	H Mariucci Arena	9816	Adam Hauser	6-10- 4
1/16	Minn. State, Mankato	2 - 2 T OT	7-11- 6	H Mariucci Arena	9807	Adam Hauser	6-10- 5
1/22	*North Dakota	4 - 5 L	7-12- 6	A Grand Forks, N.D.	6067	Adam Hauser	6-11- 5
1/23	*North Dakota	5 - 6 L	7-13- 6	A Grand Forks, N.D.	6067	Adam Hauser	6-12- 5

*-WCHA Game

Record	W	L	T	Pct	Attendance #	Total	Avg	
All Games	7	13	6	.385	Home	15	146161	9744
WCHA	5	8	3	.406	Away	11	67255	6114
Home	4	7	4	.400	Neutral	0	0	0
Away	3	6	2	.364	Total	26	213416	8208
Neutral	0	0	0	.000				
Ahead After 1 Period	4	2	2	.625				
Behind After 1 Period	0	7	3	.150				
Tied After 1 Period	3	4	1	.438				
Ahead After 2 Periods	5	1	1	.786				
Behind After 2 Periods	0	9	3	.125				
Tied After 2 Periods	2	3	2	.429				
Score First	6	5	1	.542				
Do Not Score First	1	8	5	.250				
Overtime Games	0	0	6	.500				

MINNESOTA HOCKEY CAREER STATS

Note: Current players are listed who have played more than one full season of college hockey. Totals are updated through the North Dakota series.

#4 • Dylan Mills

Year	GP	G	A	TP	P/PIM	PP	GW	SH	HT
97-98	39	1	10	11	16/32	0	0	0	0
98-99	25	2	7	9	11/22	1	0	0	0
Total	64	3	17	20	27/54	1	0	0	0

#7 • Erik Westrum

Year	GP	G	A	TP	P/PIM	PP	GW	SH	HT
97-98	39	6	12	18	20/43	1	1	1	0
98-99	25	6	15	21	16/59	3	1	0	0
Total	64	12	27	39	36/102	4	2	1	0

#14 • Cory Miller

Year	GP	G	A	TP	P/PIM	PP	GW	SH	HT
96-97	11	1	0	1	0/0	0	0	0	0
97-98	22	0	0	0	11/30	0	0	0	0
98-99	2	0	0	0	3/6	0	0	0	0
Total	35	1	0	1	14/36	0	0	0	0

#19 • Reggie Berg

Year	GP	G	A	TP	P/PIM	PP	GW	SH	HT
95-96	40	23	11	34	29/69	2	2	1	2
96-97	38	11	26	37	20/48	3	1	0	0
97-98	39	20	19	39	22/55	5	1	1	0
98-99	26	9	17	26	23/54	0	1	1	0
Total	143	63	73	136	94/226	10	5	3	2

#27 • Aaron Miskovich

Year	GP	G	A	TP	P/PIM	PP	GW	SH	HT
97-98	28	4	8	12	7/14	1	0	1	0
98-99	26	7	6	13	7/14	0	2	2	0
Total	54	11	14	25	14/28	1	2	3	0

#33 • Dave Spehar

Year	GP	G	A	TP	P/PIM	PP	GW	SH	HT
96-97	40	20	17	37	15/30	11	5	0	0
97-98	39	19	18	37	17/34	8	2	0	0
98-99	26	8	13	21	13/26	8	1	0	0
Total	105	47	48	95	45/90	27	8	0	0

#5 • Ryan Trebil

Year	GP	G	A	TP	P/PIM	PP	GW	SH	HT
96-97	8	0	0	0	4/8	0	0	0	0
97-98	39	2	3	5	37/96	0	0	0	0
98-99	18	1	2	3	16/40	0	0	0	0
Total	65	3	5	8	57/144	0	0	0	0

#10 • Mike Anderson

Year	GP	G	A	TP	P/PIM	PP	GW	SH	HT
95-96	28	3	6	9	20/51	0	1	0	0
96-97	42	9	11	20	19/46	1	0	0	0
97-98	31	12	13	25	23/62	3	0	0	0
98-99	26	4	5	9	23/54	0	0	1	0
Total	127	28	35	63	85/213	4	1	1	0

#15 • Stuart Senden

Year	GP	G	A	TP	P/PIM	PP	GW	SH	HT
97-98	32	5	3	8	9/18	0	0	0	0
98-99	24	4	3	7	4/8	0	0	0	0
Total	56	9	6	15	13/26	0	0	0	0

#21 • Mike Lyons

Year	GP	G	A	TP	P/PIM	PP	GW	SH	HT
96-97	32	1	5	6	23/68	0	0	0	0
97-98	38	1	12	13	30/60	0	0	0	0
98-99	26	1	4	5	14/44	0	0	0	0
Total	96	3	21	24	67/172	0	0	0	0

#28 • Matt Leimbek

Year	GP	G	A	TP	P/PIM	PP	GW	SH	HT
97-98	39	0	5	5	8/24	0	0	0	0
98-99	12	1	4	5	2/4	1	0	0	0
Total	51	1	9	10	10/28	1	0	0	0

#35 • Erik Day

Year	G	W-L-T	MIN	GA	GAA	SV	SV%
96-97	5	3-1-0	240	4	1.00	86	.956
97-98	9	3-2-0	389	24	3.70	144	.857
98-99	0	0-0-0	0	0	x.xx	0	.xxx
Total	14	6-3-0	629	28	2.67	230	.891

#6 • Brad Timmons

Year	GP	G	A	TP	P/PIM	PP	GW	SH	HT	
95-96	32	1	2	3	25/61	0	0	0	0	
96-97	17	0	0	0	7/14	0	0	0	0	
97-98	transfer rule - sat out season									
98-99	8	1	2	3	2/4	0	0	0	0	
Total	57	2	4	6	34/79	0	0	0	0	

#13 • Nate Miller

Year	GP	G	A	TP	P/PIM	PP	GW	SH	HT
96-97	40	5	9	14	14/36	0	3	0	0
97-98	39	8	6	14	21/42	2	0	0	0
98-99	26	5	5	10	22/60	2	0	0	0
Total	105	18	20	38	57/138	4	3	0	0

#17 • Wyatt Smith

Year	GP	G	A	TP	P/PIM	PP	GW	SH	HT
95-96	32	4	5	9	16/32	0	1	1	0
96-97	38	16	14	30	18/44	3	4	1	0
97-98	39	24	23	47	31/62	3	3	1	2
98-99	26	15	13	28	10/23	7	2	2	0
Total	135	59	55	114	75/161	13	10	5	2

#24 • Bill Kohn

Year	GP	G	A	TP	P/PIM	PP	GW	SH	HT
95-96	7	0	2	2	4/8	0	0	0	0
96-97	42	5	10	15	40/80	2	1	0	0
97-98	36	4	16	20	35/89	1	0	0	0
98-99	26	1	3	4	20/51	0	0	0	0
Total	111	10	31	41	99/228	3	1	0	0

#29 • Rico Pagel

Year	GP	G	A	TP	P/PIM	PP	GW	SH	HT
96-97	29	5	5	10	6/12	0	0	0	0
97-98	39	8	11	19	9/18	1	2	0	0
98-99	15	1	4	5	2/4	0	0	0	0
Total	83	14	20	34	17/34	1	2	0	0

GOLDEN GOPHER HOCKEY

Weekly Release & Notes/February 1, 1999



THIS WEEKEND

MINNESOTA (9-13-6, 7-8-3) AT COLORADO COLLEGE (17-8-1, 12-6-0)

WORLD ARENA/COLORADO SPRINGS, COLO.

FRIDAY, FEBRUARY 5 8:35 P.M. CST (MSC, KSTP-AM 1500)

SATURDAY, FEBRUARY 6 8:05 P.M. CST (MSC, KSTP-AM 1500)

Series Information

Minnesota leads 135-66-6
 Last 10 games - CC leads 7-2-1
 First meeting - 2/28/47, MN 8-3
 Last meeting - 11/7/98, CC 6-1
 Minnesota's longest win streak - 20
 Colorado College's longest win streak - 6
 '90s - MN 21-16-2
 '80s - MN 42-6-0
 '70s - MN 21-16-3
 '60s - MN 33-7-0
 '50s - CC 18-15-1
 '40s - Tied 3-3-0

Team Comparisons

Minnesota	PP	Colorado College
26/148 (.176)		37/138 (.268)
18/92 (.196)	WCHA PP	21/88 (.239)
118/145 (.814)	PK	92/107 (.860)
79/95 (.832)	WCHA PK	65/76 (.855)
2-4-4 (.400)	Last 10 games	4-5-1 (.450)
6-7-4 (.471)	Home	10-4-1 (.700)
3-6-2 (.364)	Road	7-4-0 (.636)
3.14	Goals/Game	4.27
3.79	Goals Allowed/Game	2.85
9.11	Penalties/Game	7.12
34.14	Shots On Goal/Game	32.42
1-8-2 (.182)	vs. Teams In Top 10	1-4-0 (.200)

Series Notes: The Tigers have won the last six meetings in the series • Doug Woog is 42-17-2 (.705) in 61 career games against Colorado College, his second best winning percentage against a WCHA opponent • Minnesota dropped all four regular season meetings to Colorado College last season for the first time since 1956-57 • Minnesota last swept Colorado College on Feb. 5-6, 1993 at the old Mariucci (2-1, 6-3) • the Golden Gophers' last sweep of the Tigers in Colorado was Jan. 24-25, 1992 (6-3, 8-2) • the Tigers have tied or won the regular season series in five of the last six seasons, and have assured at least a tie in the season series for the 1998-99 season • Minnesota is 44-17-2 (.714) against Colorado College in the month of February • the Tigers have outscored the Golden Gophers 14-4 in the first period of the last six games

Earlier This Season vs. Tigers: Colorado College swept Minnesota in decisive fashion, winning 7-1 in game one before capping the weekend with a 6-1 triumph the following evening • the 11-goal differential in the sweep was the largest against the Golden Gophers in a home series since the opening of the new Mariucci Arena • Toby Peterson scored four goals, including the hat trick in game one, while Brian Swanson notched six points (3g, 3a) in the weekend sweep • CC scored five goals in the final four minutes of a period • the Tigers were 3-for-11 (.273) on the power play, with the Golden Gophers held scoreless (0-for-7) with the man advantage

Last Season vs. Tigers: Colorado College claimed all four contests played during the 1997-98 season, sweeping the Golden Gophers on their home ice in November (5-1, 4-3 ot) before taking a pair at World Arena (4-3, 9-6) in February

Career Scoring vs. Colorado College

Player (games)	G-A-Pts	Notes
Wyatt Smith (14)	9-3-12	Scored four goals in 9-6 loss on 2/28/98
Dave Spehar (10)	3-5-8	Scored GWG in 3-0 win on 2/22/97
Mike Anderson (11)	4-1-5	Two goals in 4-3 ot loss at Mariucci on 11/22/98
Bill Kohn (10)	0-5-5	Two assists in 3-3 OT tie on 2/21/97
Reggie Berg (12)	2-2-4	Missed games on 10/18-19/96 due to injury
Erik Wendell (2)	1-1-2	Hand in both MN goals in November series
Erik Westrum (6)	1-1-2	Scored third-period SHG on 2/27/98
Rico Pagel (8)	1-1-2	Goal in loss on 2/28/98
Nate Miller (10)	1-0-1	First career goal on 10/18/96
Stuart Senden (6)	1-0-1	Opened the scoring in loss on 11/6
Mike Lyons (10)	0-1-1	Assisted on Anderson goal on 11/22/98
Jordan Leopold (2)	0-1-1	Assisted on Wendell goal in loss on 11/7
Pat O'Leary (2)	0-1-1	First career point on Senden's goal

Miscellaneous: Colorado College owns a combined record of 42-12-3 (.763) against teams below them in the WCHA and nonconference opponents the last two seasons, while posting just a 1-9-1 (.136) mark against teams ahead of them in the league standings • Minnesota was 5-2-1 (.688) when Colorado College visited Mariucci Arena in early November - the Golden Gophers are 4-11-5 (.325) since that point in the season

1998-99 SCHEDULE/RESULTS

Oct. 9	#ST. LAWRENCE	L 4-6
Oct. 10	#OHIO STATE	W 4-3
Oct. 16	MINNESOTA-DULUTH	T 2-2
Oct. 17	MINNESOTA-DULUTH	W 3-1
Oct. 23	ST. CLOUD STATE	W 3-0
Oct. 24	@ St. Cloud State	L 5-6
Oct. 30	@ Wisconsin	W 3-2
Oct. 31	@ Wisconsin	W 3-2
Nov. 6	COLORADO COLLEGE	L 1-7
Nov. 7	COLORADO COLLEGE	L 1-6
Nov. 13	NORTH DAKOTA	T 4-4
Nov. 14	NORTH DAKOTA	L 3-5
Nov. 20	@ Alaska-Anchorage	L 3-5
Nov. 21	@ Alaska-Anchorage	W 4-1
Nov. 27	#MICHIGAN	L 2-3
Nov. 29	#MICHIGAN STATE	W 2-1
Dec. 27	#PRINCETON	L 1-4
Dec. 28	#OHIO STATE	L 5-6
Dec. 30	*IF BJORKLOVEN	L 4-6
Jan. 2	#@ Boston College	L 4-8
Jan. 3	#@ Boston College	T 3-3
Jan. 9	@ Denver (World Arena)	T 3-3
Jan. 10	@ Denver (McNichols)	L 0-5
Jan. 15	#MINNESOTA STATE-MANKATO	T 6-6
Jan. 16	#MINNESOTA STATE-MANKATO	T 2-2
Jan. 22	@ North Dakota	L 4-5
Jan. 23	@ North Dakota	L 5-6
Jan. 29	MICHIGAN TECH	W 4-2
Jan. 30	MICHIGAN TECH	W 4-2
Feb. 5	@ Colorado College	8:35 p.m.
Feb. 6	@ Colorado College	8:05 p.m.
Feb. 13	ALASKA-ANCHORAGE	2:05 p.m.
Feb. 14	ALASKA-ANCHORAGE	2:05 p.m.
Feb. 19	@ St. Cloud State	7:35 p.m.
Feb. 20	ST. CLOUD STATE	7:05 p.m.
Feb. 26	@ Minnesota-Duluth	7:05 p.m.
Feb. 27	@ Minnesota-Duluth	7:05 p.m.
March 5	WISCONSIN	7:05 p.m.
March 6	WISCONSIN	7:05 p.m.
March 12-14	WCHA First Round Playoffs	TBA
March 18-20	WCHA Final Five	Target Center
March 25-27	NCAA Regionals	Madison/Worcester
April 1-3	NCAA Championships	

*-Exhibition game #-Nonconference game

LAST WEEKEND

Colorado College: The Tigers were idle last weekend. CC's last action was a home sweep over Michigan Tech (3-2, 3-1) in Colorado Springs, Colo. This will be the third straight WCHA home series for the Tigers.

Minnesota: The Golden Gophers posted a pair of wins over Michigan Tech (4-2, 4-2), their first home sweep since Feb. 20-21, 1998 (Alaska-Anchorage, 3-0 and 4-2)

The Last Time

Minnesota Swept A Road Series:

October 30-31, 1998 @ Wisconsin (3-2, 3-2)

Minnesota Was Swept In A Road Series:

January 22-23, 1999 @ North Dakota (5-4, 6-5)

Minnesota Swept A Home Series: January 29-30, 1999 vs. Michigan Tech (4-2, 4-2)

Minnesota Was Swept In A Home Series:

November 6-7, 1998 vs. Colorado College (7-1, 6-1)

Minnesota Shut Out An Opponent: October 23, 1998 vs. St. Cloud State (Adam Hauser, 3-0)

An Opponent Shut Out Minnesota: January 10, 1999 @ Denver (Stephen Wagner, 5-0)

Minnesota Player Scored A Hat Trick: March 6, 1998 @ St. Cloud State (Reggie Berg, 6-2 Minnesota win)

Minnesota Player Scored A Natural Hat Trick: December 30, 1994 @ Mariucci Arena vs. Yale (Ryan Kraft, 6-2 Minnesota win)

An Opponent Scored A Hat Trick: January 22, 1999 @ North Dakota (Jeff Panzer, four goals, 5-4, Minnesota loss)

Minnesota Player Scored Four Goals In A Game: February 28, 1998 @ Colorado College (Wyatt Smith, 9-6 Minnesota loss)

Minnesota Won When Trailing After Two Periods: March 14, 1997 vs. St. Cloud State at WCHA Final Five (5-4 Minnesota overtime win/trailing 4-3 heading into third period)

Minnesota Had 50 or More Shots On Goal In A Game: October 9, 1998 vs. St. Lawrence in Icebreaker Invitational (50 shots, 6-4 Minnesota loss)

Opponent Had 50 or More Shots On Goal In A Game: January 31, 1997 @ North Dakota (51 shots, 6-4 Minnesota loss)

Minnesota Player Scored A Shorthanded Goal: January 23, 1999 @ North Dakota (Aaron Miskovich, first period, 6-5 Minnesota loss)

Minnesota Won In Overtime: March 14, 1997 vs. St. Cloud State at WCHA Final Five (5-4)

Minnesota Lost In Overtime: March 15, 1998 @ Minnesota-Duluth (5-4)

Minnesota Tied In Overtime: January 16, 1999 vs. Minnesota State, Mankato (2-2)

Minnesota Scored 10 Goals Or More In A Game: November 9, 1996 vs. North Dakota (10-6 Minnesota win)

Opponent Scored 10 Goals Or More In A Game: January 30, 1993 @ Michigan Tech (10-2 Minnesota loss)

Unlikely Heroes

Sophomore F Matt Leimbek (Rochester, Minn.) and junior F Rico Pagel (Minnetonka, Minn.), who together sported a total of 10 points in 17 games entering last weekend's series, combined for three goals and five assists in last weekend's sweep of Michigan Tech. Leimbek scored a goal and added two assists in Friday's game before chipping in a goal and an assist in Saturday's game. Pagel supplied a goal and an assist in Friday's game before assisting on a pair of goals in Saturday's win. It was Leimbek's second and third multiple-point games of the year, while Pagel enjoyed his first two multiple-point games of the season.

Team Notes

Seven different Golden Gophers (Smith, Leimbek, Pagel, Pohl, Anderson, Berg, Meyer) scored goals last weekend against Michigan Tech

Ten of Minnesota's final 12 games this season are against Michigan Tech, Alaska-Anchorage, St. Cloud State, Minnesota-Duluth, and Wisconsin - the Golden Gophers are 7-2-1 this season against those five teams, and just 2-11-5 against the rest of their schedule

Minnesota is the only team in the nation to have played six of the top eight teams in the country (*USA Today*/AHM poll) and six of the top nine teams (USCHO and WMPL polls) - the Golden Gophers have played 11 of 26 games this season against those six teams (North Dakota, Michigan State, Michigan, Boston College, Colorado College, Princeton)

Minnesota hit the pipe or crossbar on four shots in Saturday's 4-2 win over MTU - the team has now hit metal on six shots in the last two weekends

After this weekend's series at Colorado College, the Golden Gophers' remaining eight games are all in the state of Minnesota (five at Mariucci, two in Duluth, one in St. Cloud)

The Golden Gophers are 9-1-4 (.786) when allowing three or fewer goals and 0-12-2 (.071) when allowing four or more goals this season

Minnesota has outscored its opponents 11-5 in the first period of wins and been outnumbered 32-14 in the first period of ties and losses this season

Minnesota's Record When In 1998-99

Overall Record	9-13-6
WCHA Record	7-8-3
Home Record	6-7-4
Road Record	3-6-2
Neutral Site Record	0-0-0
Last 20 Games	4-11-5
Last 10 Games	2-4-4
Last 5 Games	2-2-1
Power Play	26 of 148 (.176)
Penalty Kill	118 of 145 (.814)
Scoring A Power-Play Goal	7-7-4
Not Scoring A Power-Play Goal	2-6-2
Allowing A Power-Play Goal	5-11-5
Not Allowing A Power-Play Goal	4-2-1
Scoring A Short-Handed Goal	2-4-0
Allowing A Short-Handed Goal	0-0-0
Penalties/Avg. Per Game	255/9.1
Penalty Minutes/Avg. Per Game	610/21.8
10 Or More Penalties	3-3-3
Fewer Than 10 Penalties	6-10-3
More Penalties Than Opponent	2-6-2
Fewer Penalties Than Opponent	7-4-3
Same Amount Of Penalties	0-3-1
In One-Goal Games	4-5-0
In Two-Goal Games	3-3-0
In Three-Goal or More Games	2-5-0
In Overtime Games	0-0-6
Scoring 4 or More Goals	4-6-2
Scoring 3 or Fewer Goals	5-7-4
Scoring 3 or More Goals	8-8-4
Scoring 2 or Fewer Goals	1-5-2
Allowing 4 or More Goals	0-12-2
Allowing 3 or Fewer Goals	9-1-4
Scoring First Goal Of Game	6-5-1
Opponents Score First	3-8-5
Leading After One Period	5-2-1
Trailing After One Period	0-7-3
Tied After One Period	4-4-2
Scoring First Goal Of Second Period	7-5-2
Leading After Two Periods	6-1-1
Trailing After Two Periods	0-9-3
Tied After Two Periods	3-3-2
Scoring First Goal Of Third Period	4-4-2
Having 10-19 Shots On Goal	0-0-0
Having 20-29 Shots On Goal	3-6-0
Having 30-39 Shots On Goal	5-5-2
Having 40 or More Shots On Goal	1-2-4
Allowing Fewer Than 10 Shots On Goal	0-0-0
Allowing 10-19 Shots On Goal	1-0-0
Allowing 20-29 Shots On Goal	7-8-2
Allowing 30-39 Shots On Goal	1-4-4
Allowing 40 or More Shots On Goal	0-1-0
Outshooting Opponent	7-8-5
Opponent Outshoots Minnesota	2-5-1
Shots Are Even	0-0-0
October	5-2-1
November	2-5-1
December	0-2-0
January	2-4-4
February	0-0-0
March	0-0-0
Fridays	3-5-3
Saturdays	6-5-2
Sundays	0-2-1
Mondays	0-1-0
Series Record	3-5-3
Games Following A Win	3-4-1
Games Following A Loss	5-5-3
Games Following A Tie	1-3-2

#1 Adam Hauser

Fr., 6-2, 195, Bovey, Minn.

- √ Among the league leaders in the WCHA in shutout periods in league games only (22, third), and all games (32, first)
- √ Kicked away 42 of 46 shots, including 42 of final 44; in last weekend's sweep of MTU
- √ Has started 22 straight and 24 of the last 25 games in net
- √ Has a 1.38 GAA and .945 saves percentage in his eight wins and 5.24 GAA and .822 saves percentage in his 12 losses

#3 Jordan Leopold

Fr., 6-0, 195, Robbinsdale, Minn.

- √ Fifth on the team in overall scoring (5-11--16)
- √ Has scored a point in just one of his last nine games after registering a point in 11 of his first 15 collegiate games
- √ Has five shots on goal in his last four games, but is +4 in his last five games

#7 Erik Westrum

So., 5-11, 187, Apple Valley, Minn.

- √ Sat out last Saturday's game against MTU with post-concussion symptoms
- √ Tied for the team lead in scoring (3-9--12) and is +2 over the last 10 games
- √ Fourth on the team in overall scoring (6-15--21)
- √ Third on the team with 76 shots on goal
- √ Has a point in seven of his last 10 games, and has all four of his multiple-point games this season after Christmas

#9 John Pohl

Fr., 6-0, 190, Red Wing, Minn.

- √ Scored Minnesota's second goal in Saturday's 4-2 win over MTU

#10 Mike Anderson

Sr., 6-1, 202, Bloomington, Minn.

- √ Scored game-winning goal in Friday night's win over MTU
- √ Seven of his 10 points are in Golden Gopher wins and ties (4-3--7)
- √ Is +9 in Minnesota's wins and ties and -13 in the team's 11 losses

- √ Tied for the team lead in penalties (23) and second in penalty minutes (54)
- √ Tied for fourth on the team in shots on goal (73)

#11 Erik Wendell

Fr., 6-1, 196, Maple Grove, Minn.

- √ Second on the team with a +4 rating
- √ Has 17 of his 31 shots on goal this season in the last nine games

#12 Doug Meyer

Fr., 6-1, 200, Bloomington, Minn.

- √ Opened the scoring for Minnesota in Saturday's 4-2 win over MTU - has scored a goal in each of the last two games he has played (two shots on goal)
- √ Leads team (among players with at least 10 shots on goal) by scoring on 21.4 percent of his shots on goal (3-for-14)

#15 Stuart Senden

So., 6-0, 192, Alexandria, Minn.

- √ Has at least one point in each of the last six weekend series
- √ Is tied for second on the team with +4

#17 Wyatt Smith

Sr., 5-11, 205, Warroad, Minn.

- √ Scored a goal in last Friday's win vs. MTU
- √ Minnesota is 3-1-2 in his six multiple-point games this season
- √ Leads the team in goals (16) and tied for the team lead in total points (16-13--29)
- √ Second on the team in shots on goal (95)
- √ Leads the team with six goals in the last 10 games

#19 Reggie Berg

Sr., 5-11, 185, Anoka, Minn.

- √ Tied for the team lead in scoring (10-19--29)
- √ Leads the team in assists (19)
- √ Has scored a point in six straight and nine of the last 10 games
- √ Tied for eighth in the conference scoring race (8-12--20 in WCHA games)
- √ Needs just 11 points to become the 23rd member of the Golden Gopher 150-Point Club (currently has 64-75--139 in 145 games)

- √ Leads the team in shots on goal with 133 in 28 games - no other Golden Gopher has more than 95 shots on goal this season
- √ Has 5-11--16 in Minnesota's nine wins and two ties and 5-3--8 in the team's 13 losses
- √ Minnesota is 29-3-2 in his career when Berg scores more than one point in a game
- √ Has 19-19--38 in Minnesota's last 26 wins

#27 Aaron Miskovich

So., 5-11, 188, Grand Rapids, Minn.

- √ Career high eight shots on goal in the 4-2 win over MTU on Friday
- √ Has scored a point in four of his last five games

#28 Matt Leimbek

So., 5-9, 189, Rochester, Minn.

- √ Scored multiple-point games in both contests last weekend (1-2--3 on Friday; 1-1--2 on Saturday)
- √ Has 3-5--8 in his last five games after 0-7--7 in his first 43 games as a collegiate player
- √ Scored game-winning goal in Saturday's 4-2 win over MTU
- √ Has scored on 17.6 percent of his shots on goal this season - has scored on three of his last four shots on goal
- √ Leads team with +5 plus/minus rating
- √ Minnesota is 6-6-2 in games he has played

#29 Rico Pagel

Jr., 5-10, 195, Minnetonka, Minn.

- √ Had 1-3--4 and was +2 in last weekend's series sweep vs. MTU
- √ Has six of his nine points in Minnesota wins
- √ Notched back-to-back multiple-point games for the first time in his career with 1-1--2 in Friday's win and 0-2--2 in Saturday's win

#33 Dave Spehar

Jr., 5-7, 171, Duluth, Minn.

- √ Third on the team in scoring (8-14--22)
- √ Third on the team in goals (8) - all of which have come on the power play
- √ Is four points shy of the century mark in his career (47-49--96)
- √ Is -10 in his last 12 games

DID YOU KNOW ...

Friday's 4-2 win over MTU was the first time this season Minnesota has rallied from a two-goal deficit or more to win a game (behind 2-0 in the first period) • Minnesota's opponents have scored first in 11 of the last 12 games • Minnesota's total of seven penalties for 14 minutes last weekend were both series lows this season • 20 different players have scored goals this season for Minnesota, but Smith (16) and Berg (10) are the only two players who have double-digit goal totals • Minnesota ranks fourth in the league power play and fifth in the WCHA penalty kill stats • the Golden Gophers have allowed 11 power-play goals in their last 10 games (11-for-48, .229) • Minnesota has not won in the last 25 games (0-22-3) they have trailed after two periods - but have earned ties in three of the last nine games they have trailed after two periods • the Golden Gophers' last road win was a 4-1 victory over UAA on Nov. 21 - the team is 0-4-2 away from home since then • Minnesota has scored on 10.7 percent of its shots on the road (37-of-345) compared to 8.3 percent (51-of-611) of its shots on goal at Mariucci Arena • Minnesota is 12-4-1 (.735) on Feb. 5 and 11-7-0 (.611) on Feb. 6 in school history • Minnesota is 68-21-3 (.755) in its last 92 games when scoring first, but have lost five of its last seven games when scoring first • last weekend's sweep was the first time since Minnesota's last sweep - Oct. 30-31, 1998 at Wisconsin - that they have held the opponent to two or fewer goals in back-to-back games • before the beginning of last season, Minnesota was 58-28 (.674) in its previous 86 one-goal games - the last two seasons, the Golden Gophers are 8-14 (.364) in one-goal contests • six of Minnesota's nine wins this season have been on Saturday • Minnesota is 1-19-3 the last two seasons when trailing after one period • a total of seven Golden Gophers have been drafted by NHL organizations: Mike Anderson--Washington; Reggie Berg--Toronto; Aaron Miskovich--Colorado; Pat O'Leary--Phoenix; John Pohl--St. Louis; Wyatt Smith--Phoenix; Erik Westrum--Phoenix

About This Week's Opponent Colorado College

Location: Colorado Springs, Colo.

Founded: 1874

Enrollment: 1,950

Arena: World Arena

Rink Size: 200 x 100

Head Coach: Don Lucia

Lucia's Career Record: 257-161-28 (.608)

Lucia At CC: 154-64-18 (.691)

Assistant Coaches: Mark Tabrum, John Hill

Notes: F Brian Swanson leads the WCHA in scoring in all games (18-28--46) • G Jeff Sanger (12-8-1, 2.83, .898) has played in 21 games • Swanson and F Darren Clark have accounted for 31 percent of the Tigers' goal scoring this year

1998-99 WCHA STANDINGS

Team (Overall Record, win %)	GP	W	L	T	Pts	GF	GA	GDif
North Dakota (20-2-2, .875)	18	15	1	2	32	84	52	+32
Colorado College (17-8-1, .673)	18	12	6	0	24	70	49	+21
Denver (15-9-2, .615)	20	10	8	2	22	73	61	+12
Alaska-Anchorage (11-11-4, .500)	20	8	8	4	20	43	46	-3
St. Cloud State (12-11-3, .519)	20	8	10	2	18	59	64	-5
Minnesota (9-13-6, .429)	18	7	8	3	17	55	64	-9
Wisconsin (9-14-3, .404)	18	7	9	2	16	42	50	-8
Michigan Tech (7-18-1, .288)	20	7	13	0	14	45	63	-18
Minnesota-Duluth (6-19-3, .268)	20	3	14	3	9	45	67	-22

This Week In The WCHA

Friday, February 5

Minnesota-Duluth @ Alaska-Anchorage
 Minnesota @ Colorado College
 North Dakota @ Michigan Tech
 Wisconsin @ St. Cloud State
 Denver @ Air Force

Saturday, February 6

Minnesota-Duluth @ Alaska-Anchorage
 Minnesota @ Colorado College
 North Dakota @ Michigan Tech
 Wisconsin @ St. Cloud State
 Minnesota State @ Denver

Woog's Window

Minnesota Head Coach Doug Woog has produced unparalleled numbers as the man behind the Golden Gopher bench over the last 14 seasons. Entering Friday's game, Woog has a career record of 383-181-37 (.668) overall and a WCHA mark of 277-124-32 (.677). Minnesota has appeared in the NCAA Tournament in 12 of Woog's 13 seasons and has finished first or second in the WCHA in 11 of his 13 campaigns. Among Woog's regular media appearances are: WCCO-AM (830) with Mike Max, Mondays and Fridays at 6:35 p.m. KSTP-AM (1500) with Pat Reusse and Joe Soucheray, Saturday mornings at 11 a.m., Thursday morning at 7:45 a.m., and the postgame show, KARE-TV (Ch. 11) Gopher Sports Extra on selected Saturdays at 11:05 p.m.

In The Training Room

Player (injury)	Weekend Status
Erik Day (knee)	out
Dylan Mills (rib)	probable
Ryan Trebil (back)	probable
Wyatt Smith (hand)	probable

wcha players of the week

OFFENSIVE PLAYER OF THE WEEK
 October 19 Aaron Miskovich (vs.UMD)

ROOKIE OF THE WEEK
 November 2 Adam Hauser (@WIS)

1998-99 season highs/lows

TEAM

MOST GOALS/GAME	(6) 1/15 vs. Minnesota State, Mankato
LEAST GOALS/GAME	(0) 1/10 vs. Denver
MOST ASSISTS/GAME	(10) two times, last 1/15 vs. Minnesota State, Mankato
LEAST ASSISTS/GAME	(0) 1/10 vs. Denver
MOST GOALS AGAINST/GAME	(8) 1/2 @ Boston College
LEAST GOALS AGAINST/GAME	(0) 10/23 vs. St. Cloud State
MOST ASSISTS AGAINST/GAME	(13) 11/6 vs. Colorado College
LEAST ASSISTS AGAINST/GAME	(0) 10/23 vs. St. Cloud State
MOST GOALS/PERIOD	(4) two times, last 1/15 vs. MN State, Mankato - third period
MOST GOALS AGAINST/PERIOD	(5) 1/2 @ Boston College - third period
MOST POWER PLAY GOALS/GAME	(3) two times, last 1/15 vs. Minnesota State, Mankato
MOST POWER PLAY GOALS ALLOWED/GAME	(3) 1/23 @ North Dakota
MOST SHOTS ON GOAL/GAME	(50) 10/9 vs. St. Lawrence
LEAST SHOTS ON GOAL/GAME	(20) 11/29 vs. Michigan State
MOST SHOTS AGAINST/GAME	(40) 1/23 @ North Dakota
LEAST SHOTS AGAINST/GAME	(17) 10/17 vs. Minnesota-Duluth
MOST SHOTS ON GOAL/PERIOD	(22) 10/9 vs. St. Lawrence
MOST SHOTS AGAINST/PERIOD	(20) 11/13 vs. North Dakota - first period
MOST PENALTIES/GAME	(18) 1/2 @ Boston College
LEAST PENALTIES/GAME	(2) 1/30 vs. Michigan Tech
MOST PIM/GAME	(68) 1/2 @ Boston College
LEAST PIM/GAME	(4) 1/30 vs. Michigan Tech
MOST OPP. PENALTIES/GAME	(18) 10/30 @ Wisconsin
LEAST OPP. PENALTIES/GAME	(3) two times, last 1/29 vs. Michigan Tech
MOST OPP. PIM/GAME	(47) 10/30 @ Wisconsin
LEAST OPP. PIM/GAME	(6) two times, last 1/29 vs. Michigan Tech
QUICKEST TWO GOALS	(0:18) 10/10 vs. Ohio State - second period (Berg, Miskovich)
QUICKEST THREE GOALS	(6:05) 12/28 vs. Ohio State - third period (Spehar, N. Miller, Timmons)

INDIVIDUAL

GOALS/GAME	(2) six times, last Westrum and Smith on 1/15 vs. MN State, Mankato
GOALS/PERIOD	(2) three times, last Erik Westrum on 1/15 vs. MN State - third period
ASSISTS/GAME	(3) two times, last Jordan Leopold, 1/15 vs. MN State, Mankato
ASSISTS/PERIOD	(2) nine times, last Rico Pagel, 1/30 vs. Michigan Tech - third period
POINTS/GAME	(4) Erik Westrum (2-2-4), 1/15 vs. Minnesota State, Mankato
POINTS/PERIOD	(2) 21 times, last Berg and Pagel on 1/30 vs. Michigan Tech - third period
PENALTIES/GAME	(4) Erik Westrum, 1/10 @ Denver
PIM/GAME	(16) Erik Westrum, 1/10 @ Denver
SHOTS ON GOAL/GAME	(9) three times, last Reggie Berg, 12/28 vs. Ohio State
SAVES/GAME	(34) Adam Hauser, 1/23 @ North Dakota
+/- RATING/GAME	(+2) 22 times, last Anderson, Pagel, Leimbek on 1/29 vs. Michigan Tech

quick stats by series

	IB	UMD	SCSU	@WIS	CC	UND	@UAA	SHOW	MAR	@BC	@DU	MSU	@UND	MTU	@CC	UAA	SCSU	@UMD	WIS	
Hauser	L 6g 18s	W 1g 16s	W 0g 26s	2W 4g 48s	2L 13g 37s	L T 8g 58s	W L 5g 51s	LW 4g 49s	2L 9g 51s	L T 11g 60s	TL 7g 41s	2T 8g 45s	2L 11g 45s	2W 4g 42s						
Nenovich	0-0-0	0-0-0	0-0-0	dnp	0-0-0	0-0-0	0-0-0	0-0-0	0-0-0	0-0-0	dnp	dnp	dnp	0-0-0						
Leopold	0-2-2	0-1-1	0-3-3	0-1-1	0-1-1	1-0-1	2-0-2	2-0-2	dnp	dnp	0-0-0	0-3-3	0-0-0	0-0-0						
Mills	0-0-0	0-1-1	0-1-1	0-0-0	0-0-0	2-0-2	0-2-2	0-1-1	0-1-1	0-0-0	0-0-0	0-1-1	0-0-0	0-0-0						
Trebil	dnp	0-0-0	0-0-0	0-0-0	0-0-0	0-1-1	0-0-0	dnp	0-0-0	1-0-1	0-0-0	0-1-1	0-0-0	0-0-0						
Timmons	0-1-1	dnp	dnp	dnp	dnp	dnp	0-1-1	0-0-0	1-0-1	0-0-0	dnp	0-0-0	0-0-0	dnp						
Westrum	1-0-1	0-1-1	0-1-1	2-0-2	0-0-0	0-1-1	0-0-0	0-1-1	0-2-2	1-3-4	0-1-1	2-2-4	0-3-3	0-0-0						
Pohl	0-1-1	0-0-0	0-0-0	1-0-1	0-0-0	0-0-0	0-0-0	0-1-1	1-1-2	1-0-1	0-1-1	0-0-0	0-1-1	1-0-1						
Anderson	0-1-1	0-2-2	1-0-1	0-1-1	0-0-0	0-0-0	0-0-0	1-1-2	0-0-0	1-0-1	0-0-0	0-0-0	1-0-1	1-0-1						
Wendell	0-0-0	0-0-0	1-0-1	0-0-0	1-1-2	0-0-0	0-1-1	0-0-0	0-0-0	0-0-0	0-1-1	0-0-0	1-0-1	0-1-1						
Meyer	0-0-0	0-0-0	0-0-0	0-0-0	0-0-0	0-0-0	1-1-2	0-0-0	0-1-1	0-0-0	0-0-0	1-0-1	dnp	1-0-1						
N. Miller	1-1-2	0-1-1	2-0-2	0-0-0	0-0-0	1-0-1	0-0-0	0-0-0	1-1-2	0-1-1	0-0-0	0-0-0	0-1-1	0-1-1						
C. Miller	0-0-0	0-0-0	dnp	dnp	dnp	dnp	dnp	dnp	dnp	dnp	dnp	dnp	dnp	dnp						
Senden	0-0-0	0-0-0	0-0-0	0-0-0	1-0-1	0-0-0	0-0-0	0-0-0	1-0-1	0-1-1	1-0-1	1-0-1	0-1-1	0-1-1						
Smith	1-2-3	2-0-2	2-0-2	0-2-2	0-1-1	1-2-3	2-1-3	1-1-2	1-2-3	1-0-1	1-0-1	2-1-3	1-1-2	1-0-1						
Berg	2-2-4	0-2-2	1-0-1	1-2-3	0-0-0	1-2-3	2-2-4	0-0-0	0-0-0	0-3-3	0-2-2	0-2-2	2-0-2	1-2-3						
Lyons	0-0-0	0-0-0	0-0-0	0-0-0	0-0-0	0-1-1	0-2-2	0-0-0	0-0-0	0-0-0	1-0-1	0-0-0	0-1-1	0-0-0						
Kohn	0-1-1	0-0-0	0-1-1	0-0-0	0-0-0	0-0-0	0-0-0	0-0-0	0-0-0	0-1-1	0-0-0	0-0-0	1-0-1	0-0-0						
O'Leary	0-0-0	0-0-0	0-0-0	0-0-0	0-1-1	dnp	dnp	dnp	dnp	dnp	dnp	0-0-0	0-0-0	dnp						
Angell	0-0-0	0-1-1	0-1-1	0-2-2	0-0-0	dnp	dnp	dnp	0-0-0	1-0-1	0-0-0	0-0-0	0-1-1	0-1-1						
Miskovich	2-0-2	2-0-2	0-0-0	0-0-0	0-0-0	1-1-2	0-0-0	0-0-0	0-1-1	0-2-2	0-0-0	1-0-1	1-2-3	0-1-1						
Leimbek	0-0-0	0-0-0	dnp	0-0-0	0-0-0	0-0-0	0-2-2	0-0-0	dnp	dnp	dnp	0-1-1	1-1-2	2-3-5						
Pagel	0-1-1	0-1-1	0-0-0	dnp	dnp	dnp	dnp	0-0-0	0-1-1	1-1-2	0-0-0	0-0-0	dnp	1-3-4						
Spehar	1-1-2	1-0-1	1-2-3	2-1-3	0-0-0	0-5-5	0-0-0	0-1-1	1-2-3	0-0-0	0-0-0	1-1-2	1-0-1	0-1-1						

Drive For Five

With five weeks remaining in the regular season, the race is on for the final few home ice positions in the first round of the WCHA playoffs. A total of eight points separates the six teams from third to eighth place in the standings. With North Dakota and Colorado College (see WCHA standings) in secure positions, here is a breakdown of the schedules for the teams remaining in the hunt for the third, fourth and fifth spots (current points in parenthesis):

- 3. Denver (22, eight WCHA games remaining):** @ UND, @/vs. CC, @ SCSU, vs. MTU
- 4. Alaska-Anchorage (20, eight WCHA games remaining):** vs. UMD, @ MN, @ UND, vs. CC
- 5. St. Cloud State (18, eight WCHA games remaining):** vs. WIS, vs./@ MN, vs. DU, @ UND
- 6. Minnesota (17, 10 WCHA games remaining):** @ CC, vs. UAA, @/vs. SCSU, @ UMD, vs. WIS
- 7. Wisconsin (16, 10 WCHA games remaining):** @ SCSU, vs. CC, @ MTU, vs. UND, @ MN
- 8. Michigan Tech (14, eight WCHA games remaining):** vs. UND, @ UMD, vs. WIS, @ DU

multiple-point games

Player(games)	Last Time	Record
Berg (8)	1/30 vs. MTU (1g, 1a)	4-2-2
Spehar (7)	1/15 vs. MSU (1g, 1a)	1-4-2
Smith (6)	1/15 vs. MSU (2g, 1a)	2-1-3
Westrum (4)	1/23 @ UND (2a)	0-3-1
Leimbek (3)	1/30 vs. MTU (1g, 1a)	2-1-0
Leopold (3)	1/15 vs. MSU (3a)	0-2-1
Miskovich (3)	1/22 @ UND (2a)	1-2-0
N. Miller (2)	10/24 @ SCSU (2g)	1-1-0
Pagel (2)	1/30 vs. MTU (2a)	2-0-0
Anderson (1)	10/17 vs. UMD (2a)	1-0-0
Mills (1)	11/21 @ UAA (2a)	1-0-0
Senden (1)	1/2 @ BC (2a)	0-1-0

goal breakdown

	Last Wknd	Last 5 Gms	Season
5-on-5	6	10	49
6-on-5	0	0	2
4-on-4	0	3	5
PPG	2	4	26
SHG	0	2	6
ENG	0	0	0

Scoring Sooner Or Later

For only the third series this season (UMD and Denver being the other two), Minnesota did not surrender a goal in the first two or final two minutes of a period last weekend against Michigan Tech. On the season, opponents have scored 28 goals against the Golden Gophers in the first two or final two minutes of a period, with 13 of those tallies either tying the game or giving the opponent the lead. By contrast, Minnesota has scored 14 times in the first two or last two minutes of a period, with seven of those goals either giving the team a tie or lead. Matt Leimbek's power-play goal just 1:29 into the third period on Saturday gave Minnesota a 3-2 lead they would not relinquish.

news and notes...

WCHA Final Five Tickets On Sale: Ticket packages for the 1999 WCHA Final Five at Target Center in Minneapolis, Minn., are currently on sale. The tournament, one of the premier college hockey events in the nation, is scheduled for March 18-20, 1999.

Ticket packages include tickets for all five tournament sessions, and are priced at \$76.25 per person. Ticket packages may be purchased at the Target Center ticket office, any Ticketmaster location, or by calling Ticketmaster at (612) 989-5151. To purchase tickets for groups of 20 or more, call the Target Center Group Sales Office at (612) 673-1311.

University of Minnesota
1998-99 Men's Ice Hockey Statistics
WCHA Games Only

Golden Gophers	GP/ GS	G	A	Pts	+/-	Sht	Sht %	Pen/	Min	PP	SH	EN	GW	GT	HT
Reggie Berg	18/ 12	8	12	20	-1	77	10.4	12/	24	0	1	0	1	1	0
Wyatt Smith	18/ 6	10	7	17	-6	52	19.2	10/	20	4	2	0	1	0	0
Dave Spehar	18/ 1	5	9	14	-9	52	9.6	10/	20	5	0	0	1	0	0
Jordan Leopold	18/ 15	3	6	9	0	38	7.9	7/	14	1	0	0	0	0	0
Matt Leimbek	11/ 0	3	6	9	4	12	25.0	1/	2	3	0	0	1	0	0
Erik Westrum	16/ 6	2	7	9	-6	39	5.1	11/	41	2	0	0	1	0	0
Aaron Miskovich	18/ 7	4	4	8	-4	59	6.8	5/	10	0	2	0	1	0	0
Erik Wendell	17/ 3	3	4	7	4	15	20.0	11/	22	0	0	0	0	0	0
Mike Anderson	18/ 3	3	3	6	-2	49	6.1	10/	20	0	0	0	1	0	0
Nate Miller	18/ 12	3	3	6	-10	37	8.1	17/	42	2	0	0	0	0	0
Dylan Mills	17/ 4	2	4	6	0	22	9.1	5/	10	1	0	0	0	0	0
Nick Angell	14/ 2	0	6	6	-6	16	0.0	5/	13	0	0	0	0	0	0
Mike Lyons	18/ 3	1	4	5	-5	22	4.5	8/	16	0	0	0	0	0	0
Rico Pagel	8/ 0	1	4	5	2	12	8.3	1/	2	0	0	0	0	0	0
John Pohl	17/ 2	2	2	4	-6	16	12.5	4/	8	0	0	0	0	0	0
Stuart Senden	17/ 2	2	2	4	2	17	11.8	2/	4	0	0	0	0	0	0
Doug Meyer	13/ 0	2	1	3	-3	9	22.2	5/	10	0	0	0	0	0	0
Bill Kohn	18/ 12	1	1	2	-5	22	4.5	13/	37	0	0	0	0	0	0
Brad Timmons	3/ 0	0	1	1	2	0	0.0	0/	0	0	0	0	0	0	0
Pat O'Leary	7/ 0	0	1	1	-3	3	0.0	1/	2	0	0	0	0	0	0
Ryan Trebil	14/ 0	0	1	1	-2	9	0.0	11/	22	0	0	0	0	0	0
Mark Nenovich	7/ 0	0	0	0	2	3	0.0	4/	8	0	0	0	0	0	0
Adam Hauser	16/ 16	0	0	0	0	0	0.0	1/	2	0	0	0	0	0	0
Cory Miller	1/ 0	0	0	0	0	2	0.0	2/	4	0	0	0	0	0	0
Willy Marvin	3/ 2	0	0	0	0	0	0.0	0/	0	0	0	0	0	0	0
Team	3/ 0	0	0	0	0	0	0.0	0/	0	0	0	0	0	0	0
Rob LaRue	1/ 0	0	0	0	0	0	0.0	0/	0	0	0	0	0	0	0
Golden Gophers	18/ 18	55	88	143		583	9.4	158/	357	18	5	0	7	1	0
Opponents	18/ 18	64	107	171		502	12.7	156/	331	16	0	3	8	2	2

Bench Penalties: Golden Gophers 2 (4 Minutes); Opponents 2 (4 Minutes)
Power Play: Golden Gophers 18/92 (19.6%); Opponents 16/95 (16.8%);

Goaltending Statistics

Golden Gophers	GP/ GS	Min	GAA	W	L	T	ENG	Sho	GA	Sv	Sv %
Adam Hauser	16/ 16	952:21	3.28	7	7	2	0	1	52	378	.879
Willy Marvin	3/ 2	138:58	3.89	0	1	1	0	0	9	60	.870
Rob LaRue	1/ 0	0:15	-----	0	0	0	0	0	0	0	.000
Golden Gophers	18/ 18	1091:34	3.35	7	8	3	3	1	61	438	.878
Opponents	18/ 18	1089:20	3.03	8	7	3	0	1	55	528	.906

Statistics by Period

Goals	1	2	3	OT	Tot	Penalties	1	2	3	OT	Tot
Golden Gophers	20	20	15	0	55	Golden Gophers	49	56	52	1	158
Opponents	27	18	19	0	64	Opponents	50	56	48	2	156
Shots	1	2	3	OT	Tot	Penalty Minutes	1	2	3	OT	Tot
Golden Gophers	185	186	200	12	583	Golden Gophers	117	112	126	2	357
Opponents	164	173	152	11	500	Opponents	119	112	96	4	331

University of Minnesota
1998-99 Men's Ice Hockey Statistics
Record: 9-13- 6/ 7- 8- 3 WCHA

Golden Gophers	GP/ GS	G	A	Pts	+/-	Sht	Sht %	Pen/	Min	PP	SH	EN	GW	GT	HT
Wyatt Smith	28/ 11	16	13	29	-9	95	16.8	13/	29	7	2	0	2	0	0
Reggie Berg	28/ 19	10	19	29	-1	133	7.5	23/	54	0	1	0	1	1	0
Dave Spehar	28/ 4	8	14	22	-12	71	11.3	13/	26	8	0	0	1	0	0
Erik Westrum	26/ 10	6	15	21	-5	76	7.9	16/	59	3	0	0	1	1	0
Jordan Leopold	24/ 21	5	11	16	1	60	8.3	9/	18	1	0	0	0	0	0
Aaron Miskovich	28/ 9	7	7	14	-5	73	9.6	8/	16	0	2	0	2	0	0
Nate Miller	28/ 14	5	6	11	-12	52	9.6	23/	62	2	0	0	0	0	0
Mike Anderson	28/ 6	5	5	10	-2	73	6.8	23/	54	0	1	0	1	0	0
Matt Leimbek	14/ 0	3	7	10	5	17	17.6	2/	4	3	0	0	1	0	0
John Pohl	27/ 2	4	5	9	-5	25	16.0	5/	10	0	0	0	0	0	0
Dylan Mills	27/ 8	2	7	9	2	35	5.7	11/	22	1	0	0	0	0	0
Rico Pagel	17/ 1	2	7	9	-1	29	6.9	2/	4	0	0	0	0	1	0
Stuart Senden	26/ 3	4	4	8	4	32	12.5	4/	8	0	0	0	0	0	0
Erik Wendell	26/ 4	3	4	7	4	31	9.7	17/	34	0	0	0	0	0	0
Nick Angell	22/ 4	1	6	7	-12	26	3.8	7/	17	1	0	0	0	0	0
Doug Meyer	21/ 1	3	2	5	-5	14	21.4	5/	10	0	0	0	0	0	0
Mike Lyons	28/ 5	1	4	5	-8	35	2.9	14/	44	0	0	0	0	0	0
Bill Kohn	28/ 18	1	3	4	-3	42	2.4	22/	55	0	0	0	0	0	0
Brad Timmons	8/ 0	1	2	3	3	4	25.0	2/	4	0	0	0	0	0	0
Ryan Trebil	19/ 0	1	2	3	-4	16	6.3	16/	40	0	0	0	0	0	0
Pat O'Leary	9/ 0	0	1	1	-2	4	0.0	3/	6	0	0	0	0	0	0
Mark Nenovich	12/ 0	0	0	0	1	7	0.0	8/	16	0	0	0	0	0	0
Adam Hauser	25/ 25	0	0	0	0	0	0.0	3/	6	0	0	0	0	0	0
Cory Miller	2/ 0	0	0	0	0	6	0.0	3/	6	0	0	0	0	0	0
Willy Marvin	4/ 3	0	0	0	0	0	0.0	0/	0	0	0	0	0	0	0
Team	4/ 0	0	0	0	0	0	0.0	0/	0	0	0	0	0	0	0
Rob LaRue	1/ 0	0	0	0	0	0	0.0	0/	0	0	0	0	0	0	0
Golden Gophers	28/ 28	88	144	232		956	9.2	255/	610	26	6	0	9	3	0
Opponents	28/ 28	106	167	273		787	13.5	259/	588	27	1	4	13	3	3

Bench Penalties: Golden Gophers 3 (6 Minutes); Opponents 3 (6 Minutes)
Power Play: Golden Gophers 26/148 (17.6%); Opponents 27/145 (18.6%);

Goaltending Statistics

Golden Gophers	GP/ GS	Min	GAA	W	L	T	ENG	Sho	GA	Sv	Sv %
Adam Hauser	25/ 25	1501:42	3.60	8	12	5	0	1	90	601	.870
Willy Marvin	4/ 3	198:58	3.62	1	1	1	0	0	12	80	.870
Rob LaRue	1/ 0	0:15	-----	0	0	0	0	0	0	0	.000
Golden Gophers	28/ 28	1700:55	3.60	9	13	6	4	1	102	681	.870
Opponents	28/ 28	1703:28	3.10	13	9	6	0	1	88	868	.908

Statistics by Period

Goals	1	2	3	OT	Tot	Penalties	1	2	3	OT	Tot
Golden Gophers	25	31	32	0	88	Golden Gophers	80	78	88	9	255
Opponents	37	34	35	0	106	Opponents	81	81	88	9	259
Shots	1	2	3	OT	Tot	Penalty Minutes	1	2	3	OT	Tot
Golden Gophers	292	318	326	20	956	Golden Gophers	182	156	246	26	610
Opponents	252	289	233	11	785	Opponents	181	181	208	18	588

University of Minnesota
1998-99 Men's Ice Hockey Statistics
Record: 9-13- 6/ 7- 8- 3 WCHA

Date	Opponent	Score	Record	Site	Attend	Goaltender of Record	
10/ 9	St. Lawrence	4 - 6 L	0- 1	H Mariucci Arena	9456	Adam Hauser	0- 1- 0
10/10	Ohio State	W 4 - 3	1- 1	H Mariucci Arena	9467	Willy Marvin	1- 0- 0
10/16	*Minnesota-Duluth	2 - 2 T OT	1- 1- 1	H Mariucci Arena	9791	Willy Marvin	1- 0- 1
10/17	*Minnesota-Duluth	W 3 - 1	2- 1- 1	H Mariucci Arena	9787	Adam Hauser	1- 1- 0
10/23	*St. Cloud State	W 3 - 0	3- 1- 1	H Mariucci Arena	9790	Adam Hauser	2- 1- 0
10/24	*St. Cloud State	5 - 6 L	3- 2- 1	A St. Cloud, Minn.	7051	Willy Marvin	1- 1- 1
10/30	*Wisconsin	W 3 - 2	4- 2- 1	A Madison, Wis.	13057	Adam Hauser	3- 1- 0
10/31	*Wisconsin	W 3 - 2	5- 2- 1	A Madison, Wis.	14059	Adam Hauser	4- 1- 0
11/ 6	*Colorado College	1 - 7 L	5- 3- 1	H Mariucci Arena	9776	Adam Hauser	4- 2- 0
11/ 7	*Colorado College	1 - 6 L	5- 4- 1	H Mariucci Arena	9841	Adam Hauser	4- 3- 0
11/13	*North Dakota	4 - 4 T OT	5- 4- 2	H Mariucci Arena	9860	Adam Hauser	4- 3- 1
11/14	*North Dakota	3 - 5 L	5- 5- 2	H Mariucci Arena	9908	Adam Hauser	4- 4- 1
11/20	*Alaska-Anchorage	3 - 5 L	5- 6- 2	A Anchorage, Alaska	3882	Adam Hauser	4- 5- 1
11/21	*Alaska-Anchorage	W 4 - 1	6- 6- 2	A Anchorage, Alaska	4733	Adam Hauser	5- 5- 1
11/27	Michigan	2 - 3 L	6- 7- 2	H Mariucci Arena	9822	Adam Hauser	5- 6- 1
11/29	Michigan State	W 2 - 1	7- 7- 2	H Mariucci Arena	9563	Adam Hauser	6- 6- 1
12/27	Princeton	1 - 4 L	7- 8- 2	H Mariucci Arena	9829	Adam Hauser	6- 7- 1
12/28	Ohio State	5 - 6 L	7- 9- 2	H Mariucci Arena	9648	Adam Hauser	6- 8- 1
1/ 2	Boston College	4 - 8 L	7-10- 2	A Boston, Mass.	4124	Adam Hauser	6- 9- 1
1/ 3	Boston College	3 - 3 T OT	7-10- 3	A Boston, Mass.	3234	Adam Hauser	6- 9- 2
1/ 9	*Denver	3 - 3 T OT	7-10- 4	A Colo. Springs, Colo.	1243	Adam Hauser	6- 9- 3
1/10	*Denver	0 - 5 L	7-11- 4	A Denver, Colo.	3738	Adam Hauser	6-10- 3
1/15	Minn. State, Mankato	6 - 6 T OT	7-11- 5	H Mariucci Arena	9816	Adam Hauser	6-10- 4
1/16	Minn. State, Mankato	2 - 2 T OT	7-11- 6	H Mariucci Arena	9807	Adam Hauser	6-10- 5
1/22	*North Dakota	4 - 5 L	7-12- 6	A Grand Forks, N.D.	6067	Adam Hauser	6-11- 5
1/23	*North Dakota	5 - 6 L	7-13- 6	A Grand Forks, N.D.	6067	Adam Hauser	6-12- 5
1/29	*Michigan Tech	W 4 - 2	8-13- 6	H Mariucci Arena	9731	Adam Hauser	7-12- 5
1/30	*Michigan Tech	W 4 - 2	9-13- 6	H Mariucci Arena	9814	Adam Hauser	8-12- 5

*-WCHA Game

Record	W	L	T	Pct	Attendance #	Total	Avg	
All Games	9	13	6	.429	Home	17	165706	9747
WCHA	7	8	3	.472	Away	11	67255	6114
Home	6	7	4	.471	Neutral	0	0	0
Away	3	6	2	.364	Total	28	232961	8320
Neutral	0	0	0	.000				
Ahead After 1 Period	4	2	2	.625				
Behind After 1 Period	0	7	3	.150				
Tied After 1 Period	5	4	1	.550				
Ahead After 2 Periods	6	1	1	.812				
Behind After 2 Periods	0	9	3	.125				
Tied After 2 Periods	3	3	2	.500				
Score First	6	5	1	.542				
Do Not Score First	3	8	5	.344				
Overtime Games	0	0	6	.500				

MINNESOTA HOCKEY CAREER STATS

Note: Current players are listed who have played more than one full season of college hockey. Totals are updated through the Michigan Tech series.

#4 • Dylan Mills

Year	GP	G	A	TP	P/PIM	PP	GW	SH	HT
97-98	39	1	10	11	16/32	0	0	0	0
98-99	27	2	7	9	11/22	1	0	0	0
Total	66	3	17	20	27/54	1	0	0	0

#7 • Erik Westrum

Year	GP	G	A	TP	P/PIM	PP	GW	SH	HT
97-98	39	6	12	18	20/43	1	1	1	0
98-99	26	6	15	21	16/59	3	1	0	0
Total	65	12	27	39	36/102	4	2	1	0

#14 • Cory Miller

Year	GP	G	A	TP	P/PIM	PP	GW	SH	HT
96-97	11	1	0	1	0/0	0	0	0	0
97-98	22	0	0	0	11/30	0	0	0	0
98-99	2	0	0	0	3/6	0	0	0	0
Total	35	1	0	1	14/36	0	0	0	0

#19 • Reggie Berg

Year	GP	G	A	TP	P/PIM	PP	GW	SH	HT
95-96	40	23	11	34	29/69	2	2	1	2
96-97	38	11	26	37	20/48	3	1	0	0
97-98	39	20	19	39	22/55	5	1	1	0
98-99	28	10	19	29	23/54	0	1	1	0
Total	145	64	75	139	94/226	10	5	3	2

#27 • Aaron Miskovich

Year	GP	G	A	TP	P/PIM	PP	GW	SH	HT
97-98	28	4	8	12	7/14	1	0	1	0
98-99	28	7	7	14	8/16	0	2	2	0
Total	56	11	15	26	15/30	1	2	3	0

#33 • Dave Spehar

Year	GP	G	A	TP	P/PIM	PP	GW	SH	HT
96-97	40	20	17	37	15/30	11	5	0	0
97-98	39	19	18	37	17/34	8	2	0	0
98-99	28	8	14	22	13/26	8	1	0	0
Total	107	47	49	96	45/90	27	8	0	0

#5 • Ryan Trebil

Year	GP	G	A	TP	P/PIM	PP	GW	SH	HT
96-97	8	0	0	0	4/8	0	0	0	0
97-98	39	2	3	5	37/96	0	0	0	0
98-99	19	1	2	3	16/40	0	0	0	0
Total	66	3	5	8	57/144	0	0	0	0

#10 • Mike Anderson

Year	GP	G	A	TP	P/PIM	PP	GW	SH	HT
95-96	28	3	6	9	20/51	0	1	0	0
96-97	42	9	11	20	19/46	1	0	0	0
97-98	31	12	13	25	23/62	3	0	0	0
98-99	28	5	5	10	23/54	0	1	1	0
Total	129	29	35	64	85/213	4	2	1	0

#15 • Stuart Senden

Year	GP	G	A	TP	P/PIM	PP	GW	SH	HT
97-98	32	5	3	8	9/18	0	0	0	0
98-99	26	4	4	8	4/8	0	0	0	0
Total	58	9	7	16	13/26	0	0	0	0

#21 • Mike Lyons

Year	GP	G	A	TP	P/PIM	PP	GW	SH	HT
96-97	32	1	5	6	23/68	0	0	0	0
97-98	38	1	12	13	30/60	0	0	0	0
98-99	28	1	4	5	14/44	0	0	0	0
Total	98	3	21	24	67/172	0	0	0	0

#28 • Matt Leimbek

Year	GP	G	A	TP	P/PIM	PP	GW	SH	HT
97-98	39	0	5	5	8/24	0	0	0	0
98-99	14	3	7	10	2/4	3	1	0	0
Total	53	3	12	15	10/28	3	1	0	0

#35 • Erik Day

Year	G	W-L-T	MIN	GA	GAA	SV	SV%
96-97	5	3-1-0	240	4	1.00	86	.956
97-98	9	3-2-0	389	24	3.70	144	.857
98-99	0	0-0-0	0	0	x.xx	0	.xxx
Total	14	6-3-0	629	28	2.67	230	.891

#6 • Brad Timmons

Year	GP	G	A	TP	P/PIM	PP	GW	SH	HT	
95-96	32	1	2	3	25/61	0	0	0	0	
96-97	17	0	0	0	7/14	0	0	0	0	
97-98	transfer rule - sat out season									
98-99	8	1	2	3	2/4	0	0	0	0	
Total	57	2	4	6	34/79	0	0	0	0	

#13 • Nate Miller

Year	GP	G	A	TP	P/PIM	PP	GW	SH	HT
96-97	40	5	9	14	14/36	0	3	0	0
97-98	39	8	6	14	21/42	2	0	0	0
98-99	28	5	6	11	23/62	2	0	0	0
Total	107	18	21	39	58/140	4	3	0	0

#17 • Wyatt Smith

Year	GP	G	A	TP	P/PIM	PP	GW	SH	HT
95-96	32	4	5	9	16/32	0	1	1	0
96-97	38	16	14	30	18/44	3	4	1	0
97-98	39	24	23	47	31/62	3	3	1	2
98-99	28	16	13	29	13/29	7	2	2	0
Total	137	60	55	115	78/167	13	10	5	2

#24 • Bill Kohn

Year	GP	G	A	TP	P/PIM	PP	GW	SH	HT
95-96	7	0	2	2	4/8	0	0	0	0
96-97	42	5	10	15	40/80	2	1	0	0
97-98	36	4	16	20	35/89	1	0	0	0
98-99	28	1	3	4	22/55	0	0	0	0
Total	113	10	31	41	101/232	3	1	0	0

#29 • Rico Pagel

Year	GP	G	A	TP	P/PIM	PP	GW	SH	HT
96-97	29	5	5	10	6/12	0	0	0	0
97-98	39	8	11	19	9/18	1	2	0	0
98-99	17	2	7	9	2/4	0	0	0	0
Total	85	15	23	38	17/34	1	2	0	0

GOLDEN GOPHER HOCKEY

Weekly Release & Notes/February 8, 1999



THIS WEEKEND

ALASKA-ANCHORAGE (12-11-5, 9-8-5) AT MINNESOTA (9-15-6, 7-10-3)

MARIUCCI ARENA/MINNEAPOLIS, MINN.

SATURDAY, FEBRUARY 13

2:05 P.M. CST (KSTP-AM 1500)

SUNDAY, FEBRUARY 14

2:05 P.M. CST (KSTP-AM 1500)

Series Information

Minnesota leads 20-8-2
 Last 10 games - MN leads 7-3-0
 First meeting - 12/21/86, MN 5-1
 Last meeting - 11/21/98, MN 4-1
 Minnesota's longest win streak - 7
 Alaska-Anchorage's longest win streak - 3
 '90s - MN 18-8-2
 '80s - MN 2-0-0
 Last sweep by Minnesota - 2/20-21/98
 Last sweep by UAA - 11/14-15/97
 Record at Alaska-Anchorage - 8-5-2 (MN)
 Record at Minnesota - 12-3-0 (MN)

Team Comparisons

Minnesota	Alaska-Anchorage
27/159 (.170)	PP 6/112 (.054)
19/103 (.184)	WCHA PP 5/76 (.066)
126/156 (.808)	PK 61/76 (.803)
87/106 (.821)	WCHA PK 43/55 (.782)
2-5-3 (.350)	Last 10 games 4-3-3 (.550)
6-7-4 (.471)	Home 10-4-3 (.676)
3-8-2 (.308)	Road 2-7-2 (.273)
3.00	Goals/Game 2.32
3.80	Goals Allowed/Game 2.32
9.03	Penalties/Game 3.61
33.43	Shots On Goal/Game 29.61

Series Notes: The last 13 Golden Gopher wins in the series have been by two or more goals, while three of the last four UAA victories have been by one goal (the other win was a two-goal margin with an empty-net goal) • Minnesota and Alaska-Anchorage have met in the first round of the WCHA playoffs in two of the last three seasons • five of the last six and six of the last eight two-game sets in the all-time series have resulted in sweeps • the only UAA sweep of the Golden Gophers at Mariucci Arena (3-2, 7-4 on Feb. 18-19, 1994) prevented Minnesota from winning the WCHA regular season title • Minnesota has prevailed in the last eight meetings at Mariucci Arena • the Seawolves have won four of the last 10 games in Anchorage

Earlier This Season vs. Seawolves: UAA prevailed 5-3 in game one at Sullivan Arena before Minnesota rebounded with a 4-1 victory the following evening • Wyatt Smith scored his 100th career point with a shorthanded goal to temporarily tie the 11/20 game at 3-3 late in the third period • Minnesota scored first in both games

Last Season vs. Seawolves: Minnesota won both return engagements at Mariucci Arena (3-0, 4-2), after the Seawolves posted just their second-ever sweep of the Golden Gophers by taking both games played in Anchorage last season (3-2, 3-2) • the team that scored first won all four games • the average game time of the four contests was 2:20, including a 2:10 game on 2/20/98 at Mariucci • sophomore Stuart Senden's freshman season came to end in the 2/21/98 game at Mariucci when he suffered a dislocated shoulder in the first period

Powerless: Both teams have struggled on the power play in recent series history. Minnesota is just 2-for-25 (.080) in the last six meetings with the Seawolves, while UAA is only 1-for-28 (.036) with the man advantage against the Golden Gophers since last season.

Career Scoring vs. Alaska-Anchorage

Player (games)	G-A-Pts	Notes
Reggie Berg (16)	15-12--27	Has 10 career multiple-point games vs. UAA
Wyatt Smith (16)	7-6--13	Had 2-1--3 in series at UAA earlier this season
Dave Spehar (10)	5-1--6	Scored GWG in the 2/21/98 win at Mariucci
Mike Anderson (15)	3-3--6	Two goals in series sweep on 1/3-4/97
Mike Lyons (10)	0-6--6	Two assists in series sweep on 1/3-4/97
Dylan Mills (6)	0-4--4	Two assists in 11/21/98 win
Bill Kohn (10)	1-2--3	Had 1-1--2 in win at UAA on 1/3/97
Jordan Leopold (2)	2-0--2	Scored goal in both games
Doug Meyer (2)	1-1--2	First career goal on 11/21/98
Stuart Senden (6)	1-1--2	Scored goal and assist in sweep last season
Matt Leimbek (6)	0-2--2	Two assists in 5-3 loss on 11/20/98
Nate Miller (10)	0-2--2	Assist in 11/15/97 game at UAA
Rico Pagel (9)	1-0--1	Goal in 6-2 win at UAA on 1/4/97
Aaron Miskovich (5)	0-1--1	Assist in 11/15/97 game at UAA
Ryan Trebil (6)	0-1--1	Assist in 11/15/97 game at UAA
Erik Westrum (5)	0-1--1	Assist in 4-2 win on 2/22/98 at Mariucci
Erik Wendell (2)	0-1--1	Assist on Meyer goal in 11/21/98 game
Brad Timmons (2)	0-1--1	Assist on Meyer goal in 11/21/98 game

1998-99 SCHEDULE/RESULTS

Oct. 9	#ST. LAWRENCE	L 4-6
Oct. 10	#OHIO STATE	W 4-3
Oct. 16	MINNESOTA-DULUTH	T 2-2
Oct. 17	MINNESOTA-DULUTH	W 3-1
Oct. 23	ST. CLOUD STATE	W 3-0
Oct. 24	@ St. Cloud State	L 5-6
Oct. 30	@ Wisconsin	W 3-2
Oct. 31	@ Wisconsin*	W 3-2
Nov. 6	COLORADO COLLEGE	L 1-7
Nov. 7	COLORADO COLLEGE	L 1-6
Nov. 13	NORTH DAKOTA	T 4-4
Nov. 14	NORTH DAKOTA	L 3-5
Nov. 20	@ Alaska-Anchorage	L 3-5
Nov. 21	@ Alaska-Anchorage	W 4-1
Nov. 27	#MICHIGAN	L 2-3
Nov. 29	#MICHIGAN STATE	W 2-1
Dec. 27	#PRINCETON	L 1-4
Dec. 28	#OHIO STATE	L 5-6
Dec. 30	*IF BJORKLOVEN	L 4-6
Jan. 2	@ Boston College	L 4-8
Jan. 3	@ Boston College	T 3-3
Jan. 9	@ Denver (World Arena)	T 3-3
Jan. 10	@ Denver (McNichols)	L 0-5
Jan. 15	#MINNESOTA STATE-MANKATO	T 6-6
Jan. 16	#MINNESOTA STATE-MANKATO	T 2-2
Jan. 22	@ North Dakota	L 4-5
Jan. 23	@ North Dakota	L 5-6
Jan. 29	MICHIGAN TECH	W 4-2
Jan. 30	MICHIGAN TECH	W 4-2
Feb. 5	@ Colorado College	L 1-5
Feb. 6	@ Colorado College	L 1-3
Feb. 13	ALASKA-ANCHORAGE	2:05 p.m.
Feb. 14	ALASKA-ANCHORAGE	2:05 p.m.
Feb. 19	@ St. Cloud State	7:35 p.m.
Feb. 20	ST. CLOUD STATE	7:05 p.m.
Feb. 26	@ Minnesota-Duluth	7:05 p.m.
Feb. 27	@ Minnesota-Duluth	7:05 p.m.
March 5	WISCONSIN	7:05 p.m.
March 6	WISCONSIN	7:05 p.m.
March 12-14	WCHA First Round Playoffs	TBA
March 18-20	WCHA Final Five	Target Center
March 25-27	NCAA Regionals	Madison/Worcester
April 1-3	NCAA Championships	

*-Exhibition game #-Nonconference game

LAST WEEKEND

Alaska-Anchorage: The Seawolves gained three of four possible points from a weekend series against Minnesota-Duluth at Sullivan Arena in Anchorage (5-3 win, 0-0 tie)

Minnesota: The Golden Gophers were swept in a weekend series at Colorado College against the Tigers. Minnesota was defeated 5-1 on Friday before dropping a close 3-1 contest in the rematch Saturday evening.

The Last Time

Minnesota Swept A Road Series:

October 30-31, 1998 @ Wisconsin (3-2, 3-2)

Minnesota Was Swept In A Road Series:

February 5-6, 1999 @ Colorado College (5-1, 3-1)

Minnesota Swept A Home Series:

January 29-30, 1999 vs. Michigan Tech (4-2, 4-2)

Minnesota Was Swept In A Home Series:

November 6-7, 1998 vs. Colorado College (7-1, 6-1)

Minnesota Shut Out An Opponent:

October 23, 1998 vs. St. Cloud State (Adam Hauser, 3-0)

An Opponent Shut Out Minnesota:

January 10, 1999 @ Denver (Stephen Wagner, 5-0)

Minnesota Player Scored A Hat Trick:

March 6, 1998 @ St. Cloud State (Reggie Berg, 6-2 Minnesota win)

Minnesota Player Scored A Natural Hat Trick:

December 30, 1994 @ Mariucci Arena vs. Yale (Ryan Kraft, 6-2 Minnesota win)

An Opponent Scored A Hat Trick:

January 22, 1999 @ North Dakota (Jeff Panzer, four goals, 5-4, Minnesota loss)

Minnesota Player Scored Four Goals In A Game:

February 28, 1998 @ Colorado College (Wyatt Smith, 9-6 Minnesota loss)

Minnesota Won When Trailing After Two Periods:

March 14, 1997 vs. St. Cloud State at WCHA Final Five (5-4 Minnesota overtime win/trailing 4-3 heading into third period)

Minnesota Had 50 or More Shots On Goal In A Game:

October 9, 1998 vs. St. Lawrence in Icebreaker Invitational (50 shots, 6-4 Minnesota loss)

Opponent Had 50 or More Shots On Goal In A Game:

January 31, 1997 @ North Dakota (51 shots, 6-4 Minnesota loss)

Minnesota Player Scored A Shorthanded Goal:

January 23, 1999 @ North Dakota (Aaron Miskovich, first period, 6-5 Minnesota loss)

Minnesota Won In Overtime:

March 14, 1997 vs. St. Cloud State at WCHA Final Five (5-4)

Minnesota Lost In Overtime:

March 15, 1998 @ Minnesota-Duluth (5-4)

Minnesota Tied In Overtime:

January 16, 1999 vs. Minnesota State, Mankato (2-2)

Minnesota Scored 10 Goals Or More In A Game:

November 9, 1996 vs. North Dakota (10-6 Minnesota win)

Opponent Scored 10 Goals Or More In A Game:

January 30, 1993 @ Michigan Tech (10-2 Minnesota loss)

Why Saturday and Sunday?

The series this weekend against the University of Alaska-Anchorage is a Saturday-Sunday afternoon set with faceoff at 2:05 p.m. Central Time each day. The series was originally scheduled for Friday and Saturday evening, but due to a home scheduling conflict with Golden Gopher basketball, the games were moved to accommodate fans of both teams. The basketball team plays Michigan State at 8:30 p.m. on Saturday evening at Williams Arena.

Team Notes

Only two times since 1950 (1973, Mike Polich, 32 pts. in 34 games; 1957, Terry Bartholome, 21 pts. in 29 games) has a Golden Gopher player led the team in scoring at the end of a season by averaging less than a point a game - currently, Wyatt Smith and Reggie Berg lead the team with 29 points in 30 games

Minnesota's last 10 goals have been scored by eight different players (Smith, Leimbek (3), Pagel, Pohl, Anderson, Berg, Meyer, Miskovich)

Minnesota's final eight games this season are against Alaska-Anchorage, St. Cloud State, Minnesota-Duluth, and Wisconsin - the Golden Gophers are 5-2-1 this season against those four teams, and 4-13-5 against the rest of their schedule

The Golden Gophers have played 15 of 30 games this season against teams currently in the Top 10 in the nation (North Dakota (4), Michigan State, Michigan, Boston College (2), Colorado College (4), Princeton, and Denver (2))

The Golden Gophers' remaining eight games are all in the state of Minnesota (five at Mariucci, two in Duluth, one in St. Cloud)

The Golden Gophers are 9-2-4 (.733) when allowing three or fewer goals and 0-13-2 (.071) when allowing four or more goals this season

Minnesota has outscored its opponents 11-5 in the first period of wins and been outnumbered 36-15 in the first period of ties and losses this season - the team has been outnumbered 20-11 in the first period of games at home, but played even in the final two frames combined (40-40)

Minnesota's Record When In 1998-99

Overall Record	9-15-6
WCHA Record	7-10-3
Home Record	6-7-4
Road Record	3-8-2
Neutral Site Record	0-0-0
Last 20 Games	4-11-5
Last 10 Games	2-5-3
Last 5 Games	2-3-0

Power Play	27 of 159 (.170)
Penalty Kill	126 of 156 (.808)
Scoring A Power-Play Goal	7-8-4
Not Scoring A Power-Play Goal	2-7-2
Allowing A Power-Play Goal	5-13-5
Not Allowing A Power-Play Goal	4-2-1
Scoring A Short-Handed Goal	2-4-0
Allowing A Short-Handed Goal	0-0-0

Penalties/Avg. Per Game	271/9.0
Penalty Minutes/Avg. Per Game	642/21.4
10 Or More Penalties	3-4-3
Fewer Than 10 Penalties	6-11-3
More Penalties Than Opponent	2-6-2
Fewer Penalties Than Opponent	7-4-3
Same Amount Of Penalties	0-5-1

In One-Goal Games	4-5-0
In Two-Goal Games	3-4-0
In Three-Goal or More Games	2-6-0
In Overtime Games	0-0-6
Scoring 4 or More Goals	4-6-2
Scoring 3 or Fewer Goals	5-9-4
Scoring 3 or More Goals	8-8-4
Scoring 2 or Fewer Goals	1-7-2
Allowing 4 or More Goals	0-13-2
Allowing 3 or Fewer Goals	9-2-4

Scoring First Goal Of Game	6-6-1
Opponents Score First	3-9-5
Leading After One Period	5-2-1
Trailing After One Period	0-8-3
Tied After One Period	4-5-2
Scoring First Goal Of Second Period	7-5-2
Leading After Two Periods	6-1-1
Trailing After Two Periods	0-10-3
Tied After Two Periods	3-4-2
Scoring First Goal Of Third Period	4-4-2

Having 10-19 Shots On Goal	0-0-0
Having 20-29 Shots On Goal	3-8-0
Having 30-39 Shots On Goal	5-5-2
Having 40 or More Shots On Goal	1-2-4
Allowing Fewer Than 10 Shots On Goal	0-0-0
Allowing 10-19 Shots On Goal	1-0-0
Allowing 20-29 Shots On Goal	7-8-2
Allowing 30-39 Shots On Goal	1-6-4
Allowing 40 or More Shots On Goal	0-1-0
Outshooting Opponent	7-8-5
Opponent Outshoots Minnesota	2-7-1
Shots Are Even	0-0-0

October	5-2-1
November	2-5-1
December	0-2-0
January	2-4-4
February	0-2-0
March	0-0-0
Fridays	3-6-3
Saturdays	6-6-2
Sundays	0-2-1
Mondays	0-1-0
Series Record	3-6-3
Games Following A Win	3-5-1
Games Following A Loss	5-6-3
Games Following A Tie	1-3-2

Individual Notes

#1 Adam Hauser

Fr., 6-2, 195, Bovey, Minn.

- √ Posted his highest single-game saves percentage since the 11/29/98 win against Michigan State (27 of 28 saves, .964) by kicking away 29 of 31 shots he faced (.935) in Saturday night's loss to Colorado College
- √ Saved 50 of 57 shots he faced last weekend
- √ Has started 24 straight games in net
- √ Has a 1.38 GAA and .945 saves percentage in his eight wins and 5.17 GAA and .830 saves percentage in his 14 losses

#3 Jordan Leopold

Fr., 6-0, 195, Robbinsdale, Minn.

- √ Has 3-8-11 at home this season
- √ Has scored a point in just one of his last 11 games, and has not notched a point in seven straight game, after registering a point in 11 of his first 15 collegiate games
- √ Eight shots on goal in his last six games, but is +2 in his last seven games

#4 Dylan Mills

So., 5-11, 212, Duluth, Minn.

- √ Assisted on Minnesota's lone goal in Friday night's loss to CC
- √ Leads the team with a +7 rating in 17 home games - is -6 in 12 road contests

#7 Erik Westrum

So., 5-11, 187, Apple Valley, Minn.

- √ Tied for third on the team in overall scoring (6-16--22)
- √ Tied for the team lead with nine points (2-7--9) in the team's last 10 games
- √ Assisted on Minnesota's only goal in Saturday's loss
- √ Tied for third on the team with 78 shots on goal, but had just two last weekend at CC

#10 Mike Anderson

Sr., 6-1, 202, Bloomington, Minn.

- √ Tallied an assist in Friday's contest at CC
- √ Is +9 in Minnesota's wins and ties and -15 in the team's 15 losses
- √ Fifth on the team in shots on goal (75), but had just two in last weekend's series at CC

#11 Erik Wendell

Fr., 6-1, 196, Maple Grove, Minn.

- √ Tied for the team lead with a +5 rating
- √ Has 21 of his 35 shots on goal this season in the last 11 games

#12 Doug Meyer

Fr., 6-1, 200, Bloomington, Minn.

- √ Among team leaders (players with at least 10 shots on goal) by scoring on 18.8 percent of his shots on goal (3-for-16)

#15 Stuart Senden

So., 6-0, 192, Alexandria, Minn.

- √ Is the only player on the team with at least one point in each of the last seven series
- √ Assisted on Leimbek's Saturday night goal at Colorado College
- √ Second on the team with +4

#17 Wyatt Smith

Sr., 5-11, 205, Warroad, Minn.

- √ Leads the team in goals (16) and tied for the team lead in total points (16-13--29)
- √ Second on the team in shots on goal (103)
- √ Did not register a point in last weekend's series at Colorado College and has 2-1--3 in his last seven games
- √ Minnesota is 3-1-2 in his six multiple-point games this season

Smith and Berg

- √ Held collectively without a point in the same series last weekend at World Arena for the first time since a two-game set at Denver (1/5-6/96) during their freshman seasons
- √ Accounted for 15 of the team's 47 shots on goal (32 percent) last weekend at CC

#19 Reggie Berg

Sr., 5-11, 185, Anoka, Minn.

- √ Tied for the team lead in scoring (10-19--29)
- √ Leads the team in assists (19)
- √ Needs 11 points to become the 23rd member of the Golden Gopher 150-Point Club (currently has 64-75--139 in 147 games)
- √ Leads the team in shots on goal with 140 in 30 games - no other Golden Gopher has more than 103 shots on goal this season

- √ Has 5-11--16 in Minnesota's nine wins and two ties and 5-3--8 in the team's 15 losses
- √ Minnesota is 29-3-2 in his career when Berg scores more than one point in a game
- √ Has 19-19--38 in Minnesota's last 26 wins

#27 Aaron Miskovich

So., 5-11, 188, Grand Rapids, Minn.

- √ Scored the Golden Gophers' only goal in Friday night's game at CC
- √ Has scored a point in five of his last seven games (3-3--6)

#28 Matt Leimbek

So., 5-9, 189, Rochester, Minn.

- √ Scored goal in Saturday night's game at CC
- √ Has 4-5--9 in his last seven games after 0-7--7 in his first 43 games as a collegiate player
- √ Leads the team by scoring on 21.1 percent of his shots on goal this season - has scored on four of his last six shots on goal
- √ Leads team with +5 plus/minus rating
- √ Leads the team in scoring over the last 10 games (4-5--9) despite playing in only seven of those contests

#29 Rico Pagel

Jr., 5-10, 195, Minnetonka, Minn.

- √ Has six of his nine points in Minnesota wins

#32 Rob LaRue

Fr., 6-4, 236, Wayzata, Minn.

- √ Became the University of Minnesota's first three-sport athlete since Bart Buetow (football, hockey, track & field - 1968-72) when he appeared in the Golden Gophers' game on 1/23/99 at North Dakota
- √ Stopped all 13 shots he faced in 26:51 of relief duty in Friday's setback at World Arena

#33 Dave Spehar

Jr., 5-7, 171, Duluth, Minn.

- √ Tied for third on the team in scoring (8-14--22)
- √ Tied for third on the team in goals (8) - all of which have come on the power play
- √ Is four points shy of the century mark in his career (47-49--96)
- √ Is -12 in his last 15 games

DID YOU KNOW ...

Minnesota's opponents have scored first in 12 of the last 14 games • Minnesota has a total of just 23 penalties for 46 minutes in its last four games - a total nearly half of its season averages in both categories • the Golden Gophers and Seawolves have each won three times in six February meetings in series history (3-3-0) • 20 different players have scored goals this season for Minnesota, but Smith (16) and Berg (10) are the only two players who have double-digit goal totals • Minnesota is 74-29-8 (.703) in the history of the new Mariucci Arena, but is just 3-6-3 in its last 12 home games • the Golden Gophers have allowed 14 power-play goals in their last 12 games (14-for-59, .237) • Minnesota has not won in the last 26 games (0-23-3) they have trailed after two periods - but have earned ties in three of the last 10 games they have trailed after two periods • the Golden Gophers' last road win was a 4-1 victory over UAA on Nov. 21 - the team is 0-6-2 away from home since then • Minnesota has scored on 9.9 percent of its shots on the road (39-of-392) compared to 8.3 percent (51-of-611) of its shots on goal at Mariucci Arena • Minnesota has scored two goals or fewer in 10 games this season • Minnesota is 14-8-0 (.636) on Feb. 13 and 20-7-0 (.741) on Feb. 14 in school history, but have dropped its last two games played on Valentine's Day • Minnesota is 68-22-3 (.747) in its last 93 games when scoring first, but have lost six of its last eight games when scoring first • before the beginning of last season, Minnesota was 58-28 (.674) in its previous 86 one-goal games - the last two seasons, the Golden Gophers are 8-14 (.364) in one-goal contests • six of Minnesota's nine wins this season have been on Saturday • Minnesota is 1-20-3 (.104) the last two seasons when trailing after one period • a total of seven Golden Gophers have been drafted by NHL organizations: Mike Anderson--Washington; Reggie Berg--Toronto; Aaron Miskovich--Colorado; Pat O'Leary--Phoenix; John Pohl--St. Louis; Wyatt Smith--Phoenix; Erik Westrum--Phoenix

About This Week's Opponent University of Alaska-Anchorage

Location: Anchorage, Alaska

Founded: 1977

Enrollment: 20,000

Arena: Sullivan Arena

Rink Size: 200 x 100

Head Coach: Dean Talafous

Talafous' Career Record: 137-143-30 (.490)

Talafous At UAA: 27-59-14 (.340)

Assistant Coaches: Karl Williams, Chris Brown

Notes: G Gregg Naumenko has allowed one goal or less in 11 of his last 14 games in net • Coach Talafous was behind the bench for his 100th game in Saturday's tie against UMD • Rob Douglas (11-7--18) leads the Seawolves in scoring

1998-99 WCHA STANDINGS

Team (Overall Record, win %)	GP	W	L	T	Pts	GF	GA	GDif
North Dakota (22-2-2, .885)	20	17	1	2	36	96	56	+40
Colorado College (19-8-1, .696)	20	14	6	0	28	78	51	+27
Alaska-Anchorage (12-11-5, .518)	22	9	8	5	23	48	49	-1
Denver (17-9-2, .643)	20	10	8	2	22	73	61	+12
Wisconsin (11-14-3, .446)	20	9	9	2	20	50	55	-5
St. Cloud State (12-13-3, .482)	22	8	12	2	18	64	72	-8
Minnesota (9-15-6, .400)	20	7	10	3	17	57	72	-15
Michigan Tech (7-20-1, .268)	22	7	15	0	14	49	75	-26
Minnesota-Duluth (6-20-4, .267)	22	3	15	4	10	48	72	-24

This Week In The WCHA

Thursday, February 11
Colorado College @ Wisconsin

Friday, February 12
Denver @ North Dakota
Michigan Tech @ Minnesota-Duluth
Nebraska-Omaha @ St. Cloud State (nc)

Saturday, February 13
Alaska-Anchorage @ Minnesota
Colorado College @ Wisconsin
Denver @ North Dakota
Michigan Tech @ Minnesota-Duluth
Nebraska-Omaha @ St. Cloud State (nc)

Sunday, February 14
Alaska-Anchorage @ Minnesota

1998-99 season highs/lows

TEAM

MOST GOALS/GAME	(6) 1/15 vs. Minnesota State, Mankato
LEAST GOALS/GAME	(0) 1/10 vs. Denver
MOST ASSISTS/GAME	(10) two times, last 1/15 vs. Minnesota State, Mankato
LEAST ASSISTS/GAME	(0) 1/10 vs. Denver
MOST GOALS AGAINST/GAME	(8) 1/2 @ Boston College
LEAST GOALS AGAINST/GAME	(0) 10/23 vs. St. Cloud State
MOST ASSISTS AGAINST/GAME	(13) 11/6 vs. Colorado College
LEAST ASSISTS AGAINST/GAME	(0) 10/23 vs. St. Cloud State
MOST GOALS/PERIOD	(4) two times, last 1/15 vs. MN State, Mankato - third period
MOST GOALS AGAINST/PERIOD	(5) 1/2 @ Boston College - third period
MOST POWER PLAY GOALS/GAME	(3) two times, last 1/15 vs. Minnesota State, Mankato
MOST POWER PLAY GOALS ALLOWED/GAME	(3) 1/23 @ North Dakota
MOST SHOTS ON GOAL/GAME	(50) 10/9 vs. St. Lawrence
LEAST SHOTS ON GOAL/GAME	(20) 11/29 vs. Michigan State
MOST SHOTS AGAINST/GAME	(40) 1/23 @ North Dakota
LEAST SHOTS AGAINST/GAME	(17) 10/17 vs. Minnesota-Duluth
MOST SHOTS ON GOAL/PERIOD	(22) 10/9 vs. St. Lawrence
MOST SHOTS AGAINST/PERIOD	(20) 11/13 vs. North Dakota - first period
MOST PENALTIES/GAME	(18) 1/2 @ Boston College
LEAST PENALTIES/GAME	(2) 1/30 vs. Michigan Tech
MOST PIM/GAME	(68) 1/2 @ Boston College
LEAST PIM/GAME	(4) 1/30 vs. Michigan Tech
MOST OPP. PENALTIES/GAME	(18) 10/30 @ Wisconsin
LEAST OPP. PENALTIES/GAME	(3) two times, last 1/29 vs. Michigan Tech
MOST OPP. PIM/GAME	(47) 10/30 @ Wisconsin
LEAST OPP. PIM/GAME	(6) two times, last 1/29 vs. Michigan Tech
QUICKEST TWO GOALS	(0:18) 10/10 vs. Ohio State - second period (Berg, Miskovich)
QUICKEST THREE GOALS	(6:05) 12/28 vs. Ohio State - third period (Spehar, N. Miller, Timmons)

Woog's Window

Minnesota Head Coach Doug Woog has produced unparalleled numbers as the man behind the Golden Gopher bench over the last 14 seasons. Entering Saturday's game, Woog has a career record of 383-183-37 (.666) overall and a WCHA mark of 277-126-32 (.674). Minnesota has appeared in the NCAA Tournament in 12 of Woog's 13 seasons and has finished first or second in the WCHA in 11 of his 13 campaigns. Among Woog's regular media appearances are: WCCO-AM (830) with Mike Max, Mondays and Fridays at 6:35 p.m. KSTP-AM (1500) with Pat Reusse and Joe Soucheray, Saturday mornings at 11 a.m., Thursday morning at 7:45 a.m., and the postgame show. KARE-TV (Ch. 11) Gopher Sports Extra on selected Saturdays at 11:05 p.m.

In The Training Room

Player (injury) Weekend Status
Erik Day (knee) out

wcha players of the week

OFFENSIVE PLAYER OF THE WEEK

October 19 Aaron Miskovich (vs.UMD)
February 1 Matt Leimbek (vs. MTU)

ROOKIE OF THE WEEK

November 2 Adam Hauser (@WIS)

INDIVIDUAL

GOALS/GAME	(2) six times, last Westrum and Smith on 1/15 vs. MN State, Mankato
GOALS/PERIOD	(2) three times, last Erik Westrum on 1/15 vs. MN State - third period
ASSISTS/GAME	(3) two times, last Jordan Leopold, 1/15 vs. MN State, Mankato
ASSISTS/PERIOD	(2) nine times, last Rico Pagel, 1/30 vs. Michigan Tech - third period
POINTS/GAME	(4) Erik Westrum (2-2-4), 1/15 vs. Minnesota State, Mankato
POINTS/PERIOD	(2) 21 times, last Berg and Pagel on 1/30 vs. Michigan Tech - third period
PENALTIES/GAME	(4) Erik Westrum, 1/10 @ Denver
PIM/GAME	(16) Erik Westrum, 1/10 @ Denver
SHOTS ON GOAL/GAME	(9) three times, last Reggie Berg, 12/28 vs. Ohio State
SAVES/GAME	(34) Adam Hauser, 1/23 @ North Dakota
+/- RATING/GAME	(+2) 22 times, last Anderson, Pagel, Leimbek on 1/29 vs. Michigan Tech

quick stats by series

	IB	UMD	SCSU	@WIS	CC	UND	@UAA	SHOW	MAR	@BC	@DU	MSU	@UND	MTU	@CC	UAA	SCSU	@UMD	WIS
	L 6g 18s	W 1g 16s	W 0g 26s	2W 4g 48s	2L 13g 37s	L T 8g 58s	W L 5g 51s	LW 4g 49s	2L 9g 51s	L T 11g 60s	T L 7g 41s	2T 8g 45s	2L 11g 45s	2W 4g 42s	2L 7g 50s				
Hauser	0-0-0	0-0-0	0-0-0	dnp	0-0-0	0-0-0	0-0-0	0-0-0	0-0-0	0-0-0	dnp	dnp	dnp	0-0-0	0-0-0				
Nenovich	0-2-2	0-1-1	0-3-3	0-1-1	0-1-1	1-0-1	2-0-2	2-0-2	dnp	dnp	0-0-0	0-3-3	0-0-0	0-0-0	0-0-0				
Leopold	0-0-0	0-1-1	0-1-1	0-0-0	0-0-0	2-0-2	0-2-2	0-1-1	0-1-1	0-0-0	0-0-0	0-1-1	0-0-0	0-0-0	0-1-1				
Mills	dnp	0-0-0	0-0-0	0-0-0	0-0-0	0-1-1	0-0-0	dnp	0-0-0	1-0-1	0-0-0	0-1-1	0-0-0	0-0-0	dnp				
Trebil	0-1-1	dnp	dnp	dnp	dnp	dnp	0-1-1	0-0-0	1-0-1	0-0-0	dnp	0-0-0	0-0-0	dnp	dnp				
Timmons	1-0-1	0-1-1	0-1-1	2-0-2	0-0-0	0-1-1	0-0-0	0-1-1	0-2-2	1-3-4	0-1-1	2-2-4	0-3-3	0-0-0	0-1-1				
Westrum	0-1-1	0-0-0	0-0-0	1-0-1	0-0-0	0-0-0	0-0-0	0-1-1	1-1-2	1-0-1	0-1-1	0-0-0	0-1-1	1-0-1	0-0-0				
Pohl	0-1-1	0-2-2	1-0-1	0-1-1	0-0-0	0-0-0	0-0-0	1-1-2	0-0-0	1-0-1	0-0-0	0-0-0	1-0-1	1-0-1	0-1-1				
Anderson	0-0-0	0-0-0	1-0-1	0-0-0	1-1-2	0-0-0	0-1-1	0-0-0	0-0-0	0-0-0	0-1-1	0-0-0	1-0-1	0-1-1	0-0-0				
Wendell	0-0-0	0-0-0	0-0-0	0-0-0	0-0-0	0-0-0	1-1-2	0-0-0	0-1-1	0-0-0	0-0-0	1-0-1	dnp	1-0-1	0-0-0				
Meyer	1-1-2	0-1-1	2-0-2	0-0-0	0-0-0	1-0-1	0-0-0	0-0-0	1-1-2	0-1-1	0-0-0	0-0-0	0-1-1	0-1-1	0-0-0				
N. Miller	0-0-0	0-0-0	dnp	dnp	dnp	dnp	dnp	dnp	dnp	dnp	dnp	dnp	dnp	dnp	dnp				
C. Miller	0-0-0	0-0-0	0-0-0	0-0-0	1-0-1	0-0-0	0-0-0	0-0-0	1-0-1	0-1-1	1-0-1	1-0-1	0-1-1	0-1-1	0-1-1				
Senden	1-2-3	2-0-2	2-0-2	0-2-2	0-1-1	1-2-3	2-1-3	1-1-2	1-2-3	1-0-1	1-0-1	2-1-3	1-1-2	1-0-1	0-0-0				
Smith	2-2-4	0-2-2	1-0-1	1-2-3	0-0-0	1-2-3	2-2-4	0-0-0	0-0-0	0-3-3	0-2-2	0-2-2	2-0-2	1-2-3	0-0-0				
Berg	0-0-0	0-0-0	0-0-0	0-0-0	0-0-0	0-1-1	0-2-2	0-0-0	0-0-0	0-0-0	1-0-1	0-0-0	0-1-1	0-0-0	0-0-0				
Lyons	0-1-1	0-0-0	0-1-1	0-0-0	0-0-0	0-0-0	0-0-0	0-0-0	0-0-0	0-1-1	0-0-0	0-0-0	1-0-1	0-0-0	0-0-0				
Kohn	0-0-0	0-0-0	0-0-0	0-0-0	0-1-1	dnp	dnp	dnp	dnp	dnp	dnp	0-0-0	0-0-0	dnp	dnp				
O'Leary	0-0-0	0-1-1	0-1-1	0-2-2	0-0-0	dnp	dnp	dnp	0-0-0	1-0-1	0-0-0	0-0-0	0-1-1	0-1-1	0-0-0				
Angell	2-0-2	2-0-2	0-0-0	0-0-0	0-0-0	1-1-2	0-0-0	0-0-0	0-1-1	0-2-2	0-0-0	1-0-1	1-2-3	0-1-1	1-0-1				
Miskovich	0-0-0	0-0-0	dnp	0-0-0	0-0-0	0-0-0	0-2-2	0-0-0	dnp	dnp	dnp	0-1-1	1-1-2	2-3-5	1-0-1				
Leimbek	0-1-1	0-1-1	0-0-0	dnp	dnp	dnp	dnp	0-0-0	0-1-1	1-1-2	0-0-0	0-0-0	dnp	1-3-4	0-0-0				
Pagel	1-1-2	1-0-1	1-2-3	2-1-3	0-0-0	0-5-5	0-0-0	0-1-1	1-2-3	0-0-0	0-0-0	1-1-2	1-0-1	0-1-1	0-0-0				
Spehar																			

Drive For Five

With four weeks remaining in the regular season, the race is on for the final few home ice positions in the first round of the WCHA playoffs. A total of six points separates the five teams from third to seventh place in the standings. Here is a breakdown of the schedules for the teams remaining in the hunt for the third, fourth and fifth spots (current points in parenthesis):

- 3. Alaska-Anchorage (23, six WCHA games remaining):** @ MN, @ UND, vs. CC
- 4. Denver (22, eight WCHA games remaining):** @ UND, @/vs. CC, @ SCSU, vs. MTU
- 5. Wisconsin (20, eight WCHA games remaining):** vs. CC, @ MTU, vs. UND, @ MN
- 6. St. Cloud State (18, six WCHA games remaining):** vs./@ MN, vs. DU, @ UND
- 7. Minnesota (17, eight WCHA games remaining):** vs. UAA, @/vs. SCSU, @ UMD, vs. WIS

goal breakdown

	Last Wknd	Last 5 Gms	Season
5-on-5	1	9	50
6-on-5	0	0	2
4-on-4	0	2	5
PPG	1	3	27
SHG	0	1	6
ENG	0	0	0

Down The Stretch

Minnesota has enjoyed some strong finishes to seasons under Head Coach Doug Woog. The following illustrates the Golden Gophers' 30-game record, their "down the stretch" record, and the team's final overall record for the season in Woog's 14 campaigns behind the Minnesota bench:

Season	30 Games	Stretch	Final
1998-99	9-15-6	?	?
1997-98	12-18-0	5-4-0	17-22-0
1996-97	20-10-0	8-3-1	28-13-1
1995-96	23-5-2	7-5-0	30-10-2
1994-95	17-10-3	8-4-2	25-14-5
1993-94	17-9-4	8-4-0	25-13-4
1992-93	13-11-6	9-1-2	22-12-8
1991-92	23-7-0	10-4-0	33-11-0
1990-91	23-4-3	7-6-2	30-10-5
1989-90	20-8-2	8-8-0	28-16-2
1988-89	21-6-3	13-5-0	34-11-3
1987-88	24-6-0	10-4-0	34-10-0
1986-87	22-8-0	12-6-1	34-14-1
1985-86	22-8-0	13-5-0	35-13-0

The Golden Gophers have never had a losing record in the games following the 30-game mark under Woog • the record in games down the stretch in the last 13 seasons is 118-59-8 (.659)

Scoring Sooner Or Later

Colorado College's Scott Swanson scored with 1:22 remaining in the first period of Saturday's win over the Golden Gophers - his goal tied the score at 1-1. Two Tiger goals in Friday night's 5-1 win were scored within a few seconds of the two-minute mark. On the season, opponents have scored 29 goals against the Golden Gophers in the first two or final two minutes of a period, with 14 of those tallies either tying the game or giving the opponent the lead. By contrast, Minnesota has scored 14 times in the first two or last two minutes of a period, with seven of those goals either giving the team a tie or lead. Minnesota did not score in the first two or final two minutes of a period last weekend at Colorado College.

multiple-point games

Player(games)	Last Time	Record
Berg (8)	1/30 vs. MTU (1g, 1a)	4-2-2
Spehar (7)	1/15 vs. MSU (1g, 1a)	1-4-2
Smith (6)	1/15 vs. MSU (2g, 1a)	2-1-3
Westrum (4)	1/23 @ UND (2a)	0-3-1
Leimbek (3)	1/30 vs. MTU (1g, 1a)	2-1-0
Leopold (3)	1/15 vs. MSU (3a)	0-2-1
Miskovich (3)	1/22 @ UND (2a)	1-2-0
N. Miller (2)	10/24 @ SCSU (2g)	1-1-0
Pagel (2)	1/30 vs. MTU (2a)	2-0-0
Anderson (1)	10/17 vs. UMD (2a)	1-0-0
Mills (1)	11/21 @ UAA (2a)	1-0-0
Senden (1)	1/2 @ BC (2a)	0-1-0

University of Minnesota
1998-99 Men's Ice Hockey Statistics
WCHA Games Only

Golden Gophers	GP/ GS	G	A	Pts	+/-	Sht	Sht %	Pen/	Min	PP	SH	EN	GW	GT	HT
Reggie Berg	20/ 12	8	12	20	-2	84	9.5	13/	26	0	1	0	1	1	0
Wyatt Smith	20/ 8	10	7	17	-9	60	16.7	10/	20	4	2	0	1	0	0
Dave Spehar	19/ 1	5	9	14	-10	53	9.4	10/	20	5	0	0	1	0	0
Matt Leimbek	13/ 0	4	6	10	4	14	28.6	2/	4	3	0	0	1	0	0
Erik Westrum	18/ 8	2	8	10	-7	41	4.9	13/	45	2	0	0	1	0	0
Aaron Miskovich	20/ 9	5	4	9	-7	64	7.8	6/	12	1	2	0	1	0	0
Jordan Leopold	20/ 15	3	6	9	-2	41	7.3	8/	16	1	0	0	0	0	0
Mike Anderson	20/ 4	3	4	7	-4	51	5.9	10/	20	0	0	0	1	0	0
Erik Wendell	19/ 3	3	4	7	5	19	15.8	11/	22	0	0	0	0	0	0
Dylan Mills	19/ 5	2	5	7	-1	23	8.7	7/	14	1	0	0	0	0	0
Nate Miller	20/ 12	3	3	6	-10	37	8.1	17/	42	2	0	0	0	0	0
Nick Angell	16/ 2	0	6	6	-9	18	0.0	5/	13	0	0	0	0	0	0
Stuart Senden	19/ 2	2	3	5	2	20	10.0	3/	6	0	0	0	0	0	0
Mike Lyons	20/ 4	1	4	5	-6	24	4.2	10/	20	0	0	0	0	0	0
Rico Pagel	10/ 0	1	4	5	2	14	7.1	2/	4	0	0	0	0	0	0
John Pohl	19/ 2	2	2	4	-7	16	12.5	4/	8	0	0	0	0	0	0
Doug Meyer	15/ 0	2	1	3	-4	11	18.2	5/	10	0	0	0	0	0	0
Bill Kohn	20/ 13	1	1	2	-6	22	4.5	16/	43	0	0	0	0	0	0
Brad Timmons	3/ 0	0	1	1	2	0	0.0	0/	0	0	0	0	0	0	0
Pat O'Leary	7/ 0	0	1	1	-3	3	0.0	1/	2	0	0	0	0	0	0
Ryan Trebil	14/ 0	0	1	1	-2	9	0.0	11/	22	0	0	0	0	0	0
Mark Nenovich	8/ 0	0	0	0	1	4	0.0	5/	10	0	0	0	0	0	0
Adam Hauser	18/ 18	0	0	0	0	0	0.0	1/	2	0	0	0	0	0	0
Cory Miller	1/ 0	0	0	0	0	2	0.0	2/	4	0	0	0	0	0	0
Willy Marvin	3/ 2	0	0	0	0	0	0.0	0/	0	0	0	0	0	0	0
Team	4/ 0	0	0	0	0	0	0.0	0/	0	0	0	0	0	0	0
Rob LaRue	2/ 0	0	0	0	0	0	0.0	0/	0	0	0	0	0	0	0
Golden Gophers	20/ 20	57	92	149		630	9.0	174/	389	19	5	0	7	1	0
Opponents	20/ 20	72	119	191		573	12.6	172/	363	19	0	4	10	2	2

Bench Penalties: Golden Gophers 2 (4 Minutes); Opponents 3 (6 Minutes)
Power Play: Golden Gophers 19/103 (18.4%); Opponents 19/106 (17.9%);

Goaltending Statistics

Golden Gophers	GP/ GS	Min	GAA	W	L	T	ENG	Sho	GA	Sv	Sv %
Rob LaRue	2/ 0	27:06	0.00	0	0	0	0	0	0	13	1.000
Adam Hauser	18/ 18	1043:55	3.39	7	9	2	0	1	59	428	.879
Willy Marvin	3/ 2	138:58	3.89	0	1	1	0	0	9	60	.870
Golden Gophers	20/ 20	1209:59	3.37	7	10	3	4	1	68	501	.880
Opponents	20/ 20	1209:20	2.83	10	7	3	0	1	57	573	.910

Statistics by Period

Goals	1	2	3	OT	Tot	Penalties	1	2	3	OT	Tot
Golden Gophers	21	21	15	0	57	Golden Gophers	58	60	55	1	174
Opponents	31	20	21	0	72	Opponents	56	62	52	2	172
Shots	1	2	3	OT	Tot	Penalty Minutes	1	2	3	OT	Tot
Golden Gophers	198	205	215	12	630	Golden Gophers	135	120	132	2	389
Opponents	194	191	175	11	571	Opponents	131	124	104	4	363

University of Minnesota
1998-99 Men's Ice Hockey Statistics
Record: 9-15- 6/ 7-10- 3 WCHA

Golden Gophers	GP/ GS	G	A	Pts +/-	Sht	Sht %	Pen/	Min	PP	SH	EN	GW	GT	HT
Wyatt Smith	30/ 13	16	13	29 -12	103	15.5	13/	29	7	2	0	2	0	0
Reggie Berg	30/ 19	10	19	29 -2	140	7.1	24/	56	0	1	0	1	1	0
Dave Spehar	29/ 4	8	14	22 -13	72	11.1	13/	26	8	0	0	1	0	0
Erik Westrum	28/ 12	6	16	22 -6	78	7.7	18/	63	3	0	0	1	1	0
Jordan Leopold	26/ 21	5	11	16 -1	63	7.9	10/	20	1	0	0	0	0	0
Aaron Miskovich	30/ 11	8	7	15 -8	78	10.3	9/	18	1	2	0	2	0	0
Mike Anderson	30/ 7	5	6	11 -4	75	6.7	23/	54	0	1	0	1	0	0
Nate Miller	30/ 14	5	6	11 -12	52	9.6	23/	62	2	0	0	0	0	0
Matt Leimbek	16/ 0	4	7	11 5	19	21.1	3/	6	3	0	0	1	0	0
Dylan Mills	29/ 9	2	8	10 1	36	5.6	13/	26	1	0	0	0	0	0
John Pohl	29/ 2	4	5	9 -6	25	16.0	5/	10	0	0	0	0	0	0
Stuart Senden	28/ 3	4	5	9 4	35	11.4	5/	10	0	0	0	0	0	0
Rico Pagel	19/ 1	2	7	9 -1	31	6.5	3/	6	0	0	0	0	1	0
Erik Wendell	28/ 4	3	4	7 5	35	8.6	17/	34	0	0	0	0	0	0
Nick Angell	24/ 4	1	6	7 -15	28	3.6	7/	17	1	0	0	0	0	0
Doug Meyer	23/ 1	3	2	5 -6	16	18.8	5/	10	0	0	0	0	0	0
Mike Lyons	30/ 6	1	4	5 -9	37	2.7	16/	48	0	0	0	0	0	0
Bill Kohn	30/ 19	1	3	4 -4	42	2.4	25/	61	0	0	0	0	0	0
Brad Timmons	8/ 0	1	2	3 3	4	25.0	2/	4	0	0	0	0	0	0
Ryan Trebil	19/ 0	1	2	3 -4	16	6.3	16/	40	0	0	0	0	0	0
Pat O'Leary	9/ 0	0	1	1 -2	4	0.0	3/	6	0	0	0	0	0	0
Mark Nenovich	13/ 0	0	0	0 0	8	0.0	9/	18	0	0	0	0	0	0
Adam Hauser	27/ 27	0	0	0 0	0	0.0	3/	6	0	0	0	0	0	0
Cory Miller	2/ 0	0	0	0 0	6	0.0	3/	6	0	0	0	0	0	0
Willy Marvin	4/ 3	0	0	0 0	0	0.0	0/	0	0	0	0	0	0	0
Team	5/ 0	0	0	0 0	0	0.0	0/	0	0	0	0	0	0	0
Rob LaRue	2/ 0	0	0	0 0	0	0.0	0/	0	0	0	0	0	0	0
Golden Gophers	30/ 30	90	148	238	1003	9.0	271/	642	27	6	0	9	3	0
Opponents	30/ 30	114	179	293	858	13.3	275/	620	30	1	5	15	3	3

Bench Penalties: Golden Gophers 3 (6 Minutes); Opponents 4 (8 Minutes)
Power Play: Golden Gophers 27/159 (17.0%); Opponents 30/156 (19.2%);

Goaltending Statistics

Golden Gophers	GP/ GS	Min	GAA	W	L	T	ENG	Sho	GA	Sv	Sv %
Rob LaRue	2 / 0	27:06	0.00	0	0	0	0	0	0	13	1.000
Willy Marvin	4 / 3	198:58	3.62	1	1	1	0	0	12	80	.870
Adam Hauser	27/ 27	1593:16	3.65	8	14	5	0	1	97	651	.870
Golden Gophers	30/ 30	1819:20	3.59	9	15	6	5	1	109	744	.872
Opponents	30/ 30	1823:28	2.96	15	9	6	0	1	90	913	.910

Statistics by Period

Goals	1	2	3	OT	Tot	Penalties	1	2	3	OT	Tot
Golden Gophers	26	32	32	0	90	Golden Gophers	89	82	91	9	271
Opponents	41	36	37	0	114	Opponents	87	87	92	9	275
Shots	1	2	3	OT	Tot	Penalty Minutes	1	2	3	OT	Tot
Golden Gophers	305	337	341	201	003	Golden Gophers	200	164	252	26	642
Opponents	282	307	256	11	856	Opponents	193	193	216	18	620

University of Minnesota
1998-99 Men's Ice Hockey Statistics
Record: 9-15- 6/ 7-10- 3 WCHA

Date	Opponent	Score	Record	Site	Attend	Goaltender of Record	
10/ 9	St. Lawrence	4 - 6 L	0- 1	H Mariucci Arena	9456	Adam Hauser	0- 1- 0
10/10	Ohio State	W 4 - 3	1- 1	H Mariucci Arena	9467	Willy Marvin	1- 0- 0
10/16	*Minnesota-Duluth	2 - 2 T OT	1- 1- 1	H Mariucci Arena	9791	Willy Marvin	1- 0- 1
10/17	*Minnesota-Duluth	W 3 - 1	2- 1- 1	H Mariucci Arena	9787	Adam Hauser	1- 1- 0
10/23	*St. Cloud State	W 3 - 0	3- 1- 1	H Mariucci Arena	9790	Adam Hauser	2- 1- 0
10/24	*St. Cloud State	5 - 6 L	3- 2- 1	A St. Cloud, Minn.	7051	Willy Marvin	1- 1- 1
10/30	*Wisconsin	W 3 - 2	4- 2- 1	A Madison, Wis.	13057	Adam Hauser	3- 1- 0
10/31	*Wisconsin	W 3 - 2	5- 2- 1	A Madison, Wis.	14059	Adam Hauser	4- 1- 0
11/ 6	*Colorado College	1 - 7 L	5- 3- 1	H Mariucci Arena	9776	Adam Hauser	4- 2- 0
11/ 7	*Colorado College	1 - 6 L	5- 4- 1	H Mariucci Arena	9841	Adam Hauser	4- 3- 0
11/13	*North Dakota	4 - 4 T OT	5- 4- 2	H Mariucci Arena	9860	Adam Hauser	4- 3- 1
11/14	*North Dakota	3 - 5 L	5- 5- 2	H Mariucci Arena	9908	Adam Hauser	4- 4- 1
11/20	*Alaska-Anchorage	3 - 5 L	5- 6- 2	A Anchorage, Alaska	3882	Adam Hauser	4- 5- 1
11/21	*Alaska-Anchorage	W 4 - 1	6- 6- 2	A Anchorage, Alaska	4733	Adam Hauser	5- 5- 1
11/27	Michigan	2 - 3 L	6- 7- 2	H Mariucci Arena	9822	Adam Hauser	5- 6- 1
11/29	Michigan State	W 2 - 1	7- 7- 2	H Mariucci Arena	9563	Adam Hauser	6- 6- 1
12/27	Princeton	1 - 4 L	7- 8- 2	H Mariucci Arena	9829	Adam Hauser	6- 7- 1
12/28	Ohio State	5 - 6 L	7- 9- 2	H Mariucci Arena	9648	Adam Hauser	6- 8- 1
1/ 2	Boston College	4 - 8 L	7-10- 2	A Boston, Mass.	4124	Adam Hauser	6- 9- 1
1/ 3	Boston College	3 - 3 T OT	7-10- 3	A Boston, Mass.	3234	Adam Hauser	6- 9- 2
1/ 9	*Denver	3 - 3 T OT	7-10- 4	A Colo. Springs, Colo.	1243	Adam Hauser	6- 9- 3
1/10	*Denver	0 - 5 L	7-11- 4	A Denver, Colo.	3738	Adam Hauser	6-10- 3
1/15	Minn. State, Mankato	6 - 6 T OT	7-11- 5	H Mariucci Arena	9816	Adam Hauser	6-10- 4
1/16	Minn. State, Mankato	2 - 2 T OT	7-11- 6	H Mariucci Arena	9807	Adam Hauser	6-10- 5
1/22	*North Dakota	4 - 5 L	7-12- 6	A Grand Forks, N.D.	6067	Adam Hauser	6-11- 5
1/23	*North Dakota	5 - 6 L	7-13- 6	A Grand Forks, N.D.	6067	Adam Hauser	6-12- 5
1/29	*Michigan Tech	W 4 - 2	8-13- 6	H Mariucci Arena	9731	Adam Hauser	7-12- 5
1/30	*Michigan Tech	W 4 - 2	9-13- 6	H Mariucci Arena	9814	Adam Hauser	8-12- 5
2/ 5	*Colorado College	1 - 5 L	9-14- 6	A Colo. Springs, Colo.	7181	Adam Hauser	8-13- 5
2/ 6	*Colorado College	1 - 3 L	9-15- 6	A Colo. Springs, Colo.	7296	Adam Hauser	8-14- 5

*-WCHA Game

Record	W	L	T	Pct	Attendance #	Total	Avg	
All Games	9	15	6	.400	Home	17	165706	9747
WCHA	7	10	3	.425	Away	13	81732	6287
Home	6	7	4	.471	Neutral	0	0	0
Away	3	8	2	.308	Total	30	247438	8248
Neutral	0	0	0	.000				
Ahead After 1 Period	4	2	2	.625				
Behind After 1 Period	0	8	3	.136				
Tied After 1 Period	5	5	1	.500				
Ahead After 2 Periods	6	1	1	.812				
Behind After 2 Periods	0	10	3	.115				
Tied After 2 Periods	3	4	2	.444				
Score First	6	6	1	.500				
Do Not Score First	3	9	5	.324				
Overtime Games	0	0	6	.500				

MINNESOTA HOCKEY CAREER STATS

Note: Current players are listed who have played more than one full season of college hockey. Totals are updated through the Colorado College series.

#4 • Dylan Mills

Year	GP	G	A	TP	P/PIM	PP	GW	SH	HT
97-98	39	1	10	11	16/32	0	0	0	0
98-99	29	2	8	10	13/26	1	0	0	0
Total	68	3	18	21	29/58	1	0	0	0

#7 • Erik Westrum

Year	GP	G	A	TP	P/PIM	PP	GW	SH	HT
97-98	39	6	12	18	20/43	1	1	1	0
98-99	28	6	16	22	18/63	3	1	0	0
Total	67	12	28	40	38/106	4	2	1	0

#14 • Cory Miller

Year	GP	G	A	TP	P/PIM	PP	GW	SH	HT
96-97	11	1	0	1	0/0	0	0	0	0
97-98	22	0	0	0	11/30	0	0	0	0
98-99	2	0	0	0	3/6	0	0	0	0
Total	35	1	0	1	14/36	0	0	0	0

#19 • Reggie Berg

Year	GP	G	A	TP	P/PIM	PP	GW	SH	HT
95-96	40	23	11	34	29/69	2	2	1	2
96-97	38	11	26	37	20/48	3	1	0	0
97-98	39	20	19	39	22/55	5	1	1	0
98-99	30	10	19	29	24/56	0	1	1	0
Total	147	64	75	139	95/228	10	5	3	2

#27 • Aaron Miskovich

Year	GP	G	A	TP	P/PIM	PP	GW	SH	HT
97-98	28	4	8	12	7/14	1	0	1	0
98-99	30	8	7	15	9/18	1	2	2	0
Total	58	12	15	27	16/32	2	2	3	0

#33 • Dave Spehar

Year	GP	G	A	TP	P/PIM	PP	GW	SH	HT
96-97	40	20	17	37	15/30	11	5	0	0
97-98	39	19	18	37	17/34	8	2	0	0
98-99	29	8	14	22	13/26	8	1	0	0
Total	108	47	49	96	45/90	27	8	0	0

#5 • Ryan Trebil

Year	GP	G	A	TP	P/PIM	PP	GW	SH	HT
96-97	8	0	0	0	4/8	0	0	0	0
97-98	39	2	3	5	37/96	0	0	0	0
98-99	19	1	2	3	16/40	0	0	0	0
Total	66	3	5	8	57/144	0	0	0	0

#10 • Mike Anderson

Year	GP	G	A	TP	P/PIM	PP	GW	SH	HT
95-96	28	3	6	9	20/51	0	1	0	0
96-97	42	9	11	20	19/46	1	0	0	0
97-98	31	12	13	25	23/62	3	0	0	0
98-99	30	5	6	11	23/54	0	1	1	0
Total	131	29	36	65	85/213	4	2	1	0

#15 • Stuart Senden

Year	GP	G	A	TP	P/PIM	PP	GW	SH	HT
97-98	32	5	3	8	9/18	0	0	0	0
98-99	28	4	5	9	5/10	0	0	0	0
Total	60	9	8	17	14/28	0	0	0	0

#21 • Mike Lyons

Year	GP	G	A	TP	P/PIM	PP	GW	SH	HT
96-97	32	1	5	6	23/68	0	0	0	0
97-98	38	1	12	13	30/60	0	0	0	0
98-99	30	1	4	5	16/48	0	0	0	0
Total	100	3	21	24	69/176	0	0	0	0

#28 • Matt Leimbek

Year	GP	G	A	TP	P/PIM	PP	GW	SH	HT
97-98	39	0	5	5	8/24	0	0	0	0
98-99	16	4	7	11	3/6	3	1	0	0
Total	55	4	12	16	11/30	3	1	0	0

#35 • Erik Day

Year	G	W-L-T	MIN	GA	GAA	SV	SV%
96-97	5	3-1-0	240	4	1.00	86	.956
97-98	9	3-2-0	389	24	3.70	144	.857
98-99	0	0-0-0	0	0	x.xx	0	.xxx
Total	14	6-3-0	629	28	2.67	230	.891

#6 • Brad Timmons

Year	GP	G	A	TP	P/PIM	PP	GW	SH	HT	
95-96	32	1	2	3	25/61	0	0	0	0	
96-97	17	0	0	0	7/14	0	0	0	0	
97-98	transfer rule - sat out season									
98-99	8	1	2	3	2/4	0	0	0	0	
Total	57	2	4	6	34/79	0	0	0	0	

#13 • Nate Miller

Year	GP	G	A	TP	P/PIM	PP	GW	SH	HT
96-97	40	5	9	14	14/36	0	3	0	0
97-98	39	8	6	14	21/42	2	0	0	0
98-99	30	5	6	11	23/62	2	0	0	0
Total	109	18	21	39	58/140	4	3	0	0

#17 • Wyatt Smith

Year	GP	G	A	TP	P/PIM	PP	GW	SH	HT
95-96	32	4	5	9	16/32	0	1	1	0
96-97	38	16	14	30	18/44	3	4	1	0
97-98	39	24	23	47	31/62	3	3	1	2
98-99	30	16	13	29	13/29	7	2	2	0
Total	139	60	55	115	78/167	13	10	5	2

#24 • Bill Kohn

Year	GP	G	A	TP	P/PIM	PP	GW	SH	HT
95-96	7	0	2	2	4/8	0	0	0	0
96-97	42	5	10	15	40/80	2	1	0	0
97-98	36	4	16	20	35/89	1	0	0	0
98-99	30	1	3	4	25/61	0	0	0	0
Total	115	10	31	41	104/238	3	1	0	0

#29 • Rico Pagel

Year	GP	G	A	TP	P/PIM	PP	GW	SH	HT
96-97	29	5	5	10	6/12	0	0	0	0
97-98	39	8	11	19	9/18	1	2	0	0
98-99	19	2	7	9	3/6	0	0	0	0
Total	87	15	23	38	18/36	1	2	0	0

GOLDEN GOPHER HOCKEY

Weekly Release & Notes/February 15, 1999



THIS WEEKEND

ST. CLOUD STATE (14-13-3, 8-12-2) vs. MINNESOTA (10-16-6, 8-11-3)

NATIONAL HOCKEY CENTER (FRI)/MARIUCCI ARENA (SAT)

FRIDAY, FEBRUARY 19 7:35 P.M. CST (MSC, KSTP-AM 1500)

SATURDAY, FEBRUARY 20 7:05 P.M. CST (MSC, KSTP-AM 1500)

Series Information

Minnesota leads 24-9-3
 Last 10 games - Tied 5-5-0
 First meeting - 10/10/90, Tied 3-3
 Last meeting - 10/24/98, SCSU 6-5
 Minnesota's longest win streak - 10
 St. Cloud State's longest win streak - 2
 Record at St. Cloud State - 8-7-1 (MN)
 Record at Mariucci Arena - 14-2-1 (MN)
 Record at other venues - 2-0-1 (MN)
 Last sweep by Minnesota - 3/6-7/98
 Last sweep by St. Cloud State - 12/19-20/97

Team Comparisons

Minnesota	PP	St. Cloud State
28/162 (.173)		16/129 (.124)
20/106 (.189)	WCHA PP	8/91 (.088)
131/161 (.814)	PK	123/155 (.794)
92/111 (.829)	WCHA PK	88/116 (.759)
3-5-2 (.400)	Last 10 games	4-4-2 (.500)
7-8-4 (.474)	Home	9-8-0 (.529)
3-8-2 (.308)	Road	5-5-3 (.500)
3.03	Goals/Game	3.20
3.72	Goals Allowed/Game	3.00
8.63	Penalties/Game	7.23
33.41	Shots On Goal/Game	30.10

Series Notes: A total of 27 of the last 30 meetings have been decided by three goals or less • Minnesota won 10 of the first 11 games in series history • there has been a goal scored in the first 5:25 of eight of the last 10 regular season games between the two programs • a shorthanded goal has been scored in seven of the last 11 games in the series • the two teams battled to a 2-2 tie in a 3/7/93 contest at Target Center in Minneapolis, which was designated as SCSU's home game

Earlier This Season vs. Huskies: Minnesota claimed a Friday night win at Mariucci Arena (3-0) as goaltender Adam Hauser posted his first career shutout • SCSU rebounded for a one-goal win (6-5) on Saturday night at National Hockey Center as forward Jason Goulet netted a goal with 16 seconds remaining to lift the Huskies to victory • the Friday game featured one of the strangest goals in recent history (see page two of notes)

Notes vs. Huskies: The two teams traded sweeps last season, as SCSU won a pair of December meetings before the Golden Gophers claimed two wins to close out the regular season • the four-goal win (6-2) by Minnesota at National Hockey Center in March matched St. Cloud State's largest loss at home last season • Reggie Berg scored a hat trick by notching a shorthanded, even-strength, and power-play goal in Minnesota's 6-2 win on 3/6/98 • the Huskies have totaled more penalties and penalty minutes in four of the last six games • Minnesota was defeated 3-1 on 12/19/97 at Mariucci Arena despite outshooting the Huskies 42-9 - including 33-3 in the final two periods

Power Reversal: Last season in the four meetings between the two teams, Minnesota was 3-for-27 (.111) on the power play, while SCSU was 6-for-13 (.462) with the man advantage. This season in the games played in October, the Golden Gophers were a much more efficient 4-for-12 (.333) on the power play, while the Huskies were only 1-for-12 (.083)

Career Scoring vs. St. Cloud State

Player (games)	G-A--Pts
Reggie Berg (15)	8-6--14
Dave Spehar (10)	4-6--10
Rico Pagel (11)	4-2--6
Nate Miller (11)	3-3--6
Wyatt Smith (15)	3-1--4
Mike Anderson (15)	2-1--3
Bill Kohn (11)	1-2--3
Jordan Leopold (2)	0-3--3
Mike Lyons (11)	0-3--3
Erik Westrum (6)	0-2--2
Ryan Trebil (7)	1-0--1
Erik Wendell (2)	1-0--1
Nick Angell (2)	0-1--1
Matt Leimbek (4)	0-1--1
Dylan Mills (6)	0-1--1
Aaron Miskovich (6)	0-1--1

Notes

Scored third career hat trick on 3/6/98
 Had 1-2--3 vs. SCSU earlier this season
 Netted first collegiate goal on 12/15/96
 Scored two goals in 10/24/98 game
 Scored goal in each game earlier this season
 Tallied lone MN goal in 12/20/97 loss
 Netted lone MN goal in 3-1 loss on 12/19/97
 Assist on game-winning goal on 10/23/98
 Chipped in assist in 3/7/98 win
 Assisted on first goal in 5-3 senior night win
 Scored goal in 6-2 win on 3/6/98
 Scored first collegiate goal on 10/23/98
 Assist on first N. Miller goal on 10/24/98
 Assisted on Trebil's goal
 Assist on Spehar goal on 10/24/98
 Scored point with assist on 3/7/98

1998-99 SCHEDULE/RESULTS

Oct. 9	#ST. LAWRENCE	L 4-6
Oct. 10	#OHIO STATE	W 4-3
Oct. 16	MINNESOTA-DULUTH	T 2-2
Oct. 17	MINNESOTA-DULUTH	W 3-1
Oct. 23	ST. CLOUD STATE	W 3-0
Oct. 24	@ St. Cloud State	L 5-6
Oct. 30	@ Wisconsin	W 3-2
Oct. 31	@ Wisconsin	W 3-2
Nov. 6	COLORADO COLLEGE	L 1-7
Nov. 7	COLORADO COLLEGE	L 1-6
Nov. 13	NORTH DAKOTA	T 4-4
Nov. 14	NORTH DAKOTA	L 3-5
Nov. 20	@ Alaska-Anchorage	L 3-5
Nov. 21	@ Alaska-Anchorage	W 4-1
Nov. 27	#MICHIGAN	L 2-3
Nov. 29	#MICHIGAN STATE	W 2-1
Dec. 27	#PRINCETON	L 1-4
Dec. 28	#OHIO STATE	L 5-6
Dec. 30	*IF BJORKLOVEN	L 4-6
Jan. 2	@ Boston College	L 4-8
Jan. 3	@ Boston College	T 3-3
Jan. 9	@ Denver (World Arena)	T 3-3
Jan. 10	@ Denver (McNichols)	L 0-5
Jan. 15	#MINNESOTA STATE-MANKATO	T 6-6
Jan. 16	#MINNESOTA STATE-MANKATO	T 2-2
Jan. 22	@ North Dakota	L 4-5
Jan. 23	@ North Dakota	L 5-6
Jan. 29	MICHIGAN TECH	W 4-2
Jan. 30	MICHIGAN TECH	W 4-2
Feb. 5	@ Colorado College	L 1-5
Feb. 6	@ Colorado College	L 1-3
Feb. 13	ALASKA-ANCHORAGE	W 5-1
Feb. 14	ALASKA-ANCHORAGE	L 2-4
Feb. 19	@ St. Cloud State	7:35 p.m.
Feb. 20	ST. CLOUD STATE	7:05 p.m.
Feb. 26	@ Minnesota-Duluth	7:05 p.m.
Feb. 27	@ Minnesota-Duluth	7:05 p.m.
March 5	WISCONSIN	7:05 p.m.
March 6	WISCONSIN	7:05 p.m.
March 12-14	WCHA First Round Playoffs	TBA
March 18-20	WCHA Final Five	Target Center
March 25-27	NCAA Regionals	Madison/Worcester
April 1,3	NCAA Championships	Anaheim

*-Exhibition game #-Nonconference game

LAST WEEKEND

St. Cloud State: The Huskies posted a pair of shutout nonconference wins against Nebraska-Omaha at National Hockey Center (2-0, 5-0)

Minnesota: The Golden Gophers split a weekend series with the University of Alaska-Anchorage at Mariucci Arena, winning 5-1 on Saturday before dropping a 4-2 Sunday afternoon contest

The Last Time

Minnesota Swept A Road Series:

October 30-31, 1998 @ Wisconsin (3-2, 3-2)

Minnesota Was Swept In A Road Series:

February 5-6, 1999 @ Colorado College (5-1, 3-1)

Minnesota Swept A Home Series: January 29-30, 1999 vs. Michigan Tech (4-2, 4-2)

Minnesota Was Swept In A Home Series:

November 6-7, 1998 vs. Colorado College (7-1, 6-1)

Minnesota Shut Out An Opponent: October 23, 1998 vs. St. Cloud State (Adam Hauser, 3-0)

An Opponent Shut Out Minnesota: January 10, 1999 @ Denver (Stephen Wagner, 5-0)

Minnesota Player Scored A Hat Trick: March 6, 1998 @ St. Cloud State (Reggie Berg, 6-2 Minnesota win)

Minnesota Player Scored A Natural Hat Trick:

December 30, 1994 @ Mariucci Arena vs. Yale (Ryan Kraft, 6-2 Minnesota win)

An Opponent Scored A Hat Trick: January 22, 1999 @ North Dakota (Jeff Panzer, four goals, 5-4, Minnesota loss)

Minnesota Player Scored Four Goals In A Game:

February 28, 1998 @ Colorado College (Wyatt Smith, 9-6 Minnesota loss)

Minnesota Won When Trailing After Two Periods:

March 14, 1997 vs. St. Cloud State at WCHA Final Five (5-4 Minnesota overtime win/trailing 4-3 heading into third period)

Minnesota Had 50 or More Shots On Goal In A Game:

October 9, 1998 vs. St. Lawrence in Icebreaker Invitational (50 shots, 6-4 Minnesota loss)

Opponent Had 50 or More Shots On Goal In A Game:

January 31, 1997 @ North Dakota (51 shots, 6-4 Minnesota loss)

Minnesota Player Scored A Shorthanded Goal:

January 23, 1999 @ North Dakota (Aaron Miskovich, first period, 6-5 Minnesota loss)

Minnesota Won In Overtime:

March 14, 1997 vs. St. Cloud State at WCHA Final Five (5-4)

Minnesota Lost In Overtime:

March 15, 1998 @ Minnesota-Duluth (5-4)

Minnesota Tied In Overtime:

January 16, 1999 vs. Minnesota State, Mankato (2-2)

Minnesota Scored 10 Goals Or More In A Game:

November 9, 1996 vs. North Dakota (10-6 Minnesota win)

Opponent Scored 10 Goals Or More In A Game:

January 30, 1993 @ Michigan Tech (10-2 Minnesota loss)

Remember This?

The Golden Gophers have seen their share of strange goals in recent history, from Michigan's Mike Legg scoring on the ESPY Award winning "lacrosse" goal in the 1996 NCAA tournament to Stuart Senden's first career goal last season without touching the puck. Earlier this season, one more of these "weird" goals was a footnote to the 3-0 Minnesota win over SCSU on Oct. 23 at Mariucci Arena. As a delayed penalty was to be assessed to Minnesota, SCSU goaltender Scott Meyer skated off the ice for a temporary extra attacker. Huskies wing Jason Goulet, on an attempt to center the puck in front of the Minnesota net, inadvertently fired the puck the length of the ice into the empty SCSU net for a Minnesota goal. The Golden Gophers' Mike Anderson was credited with the goal for being the last Minnesota player to touch the puck. Goulet's revenge came the next evening, when he scored the game-winning goal with just 16 seconds remaining in a 6-5 SCSU win.

Team Notes

There were more goals than penalties in each game last weekend with UAA - Saturday saw six goals and five penalties, while Sunday seven goals were netted and three penalties were called for a weekend combined total of 13 goals and eight penalties

Three of Minnesota's four seniors (Berg, Smith, and Anderson) accounted for eight of the team's 16 points in last weekend's series against Alaska-Anchorage

The five goals scored by the Golden Gophers on Saturday against UAA were the most this season in a win for the team

Minnesota scored first in both games last weekend, the first time they have scored first in back-to-back games since 11/27 and 11/29 (Michigan and Michigan State)

The Golden Gophers are 10-2-4 (.750) when allowing three or fewer goals and 0-14-2 (.063) when allowing four or more goals this season

Minnesota has outscored its opponents 13-5 in the first period of wins and been outnumbered 38-16 in the first period of ties and losses this season

Minnesota's final eight games this season are against Alaska-Anchorage, St. Cloud State, Minnesota-Duluth, and Wisconsin - the Golden Gophers are 6-3-1 this season against those four teams, and 4-13-5 against the rest of their schedule

Minnesota's Record When In 1998-99

Overall Record	10-16-6
WCHA Record	8-11-3
Home Record	7-8-4
Road Record	3-8-2
Neutral Site Record	0-0-0
Last 20 Games	5-11-4
Last 10 Games	3-5-2
Last 5 Games	2-3-0
Power Play	28 of 162 (.173)
Penalty Kill	131 of 161 (.814)
Scoring A Power-Play Goal	8-8-4
Not Scoring A Power-Play Goal	2-9-2
Allowing A Power-Play Goal	5-13-5
Not Allowing A Power-Play Goal	5-3-1
Scoring A Short-Handed Goal	2-4-0
Allowing A Short-Handed Goal	0-0-0
Penalties/Avg. Per Game	276/8.6
Penalty Minutes/Avg. Per Game	652/20.4
10 Or More Penalties	3-4-3
Fewer Than 10 Penalties	7-12-3
More Penalties Than Opponent	3-7-2
Fewer Penalties Than Opponent	7-4-3
Same Amount Of Penalties	0-5-1
In One-Goal Games	4-5-0
In Two-Goal Games	3-5-0
In Three-Goal or More Games	3-6-0
In Overtime Games	0-0-6
Scoring 4 or More Goals	5-6-2
Scoring 3 or Fewer Goals	5-10-4
Scoring 3 or More Goals	9-8-4
Scoring 2 or Fewer Goals	1-8-2
Allowing 4 or More Goals	0-14-2
Allowing 3 or Fewer Goals	10-2-4
Scoring First Goal Of Game	7-7-1
Opponents Score First	3-9-5
Leading After One Period	6-2-1
Trailing After One Period	0-9-3
Tied After One Period	4-5-2
Scoring First Goal Of Second Period	7-6-2
Leading After Two Periods	7-1-1
Trailing After Two Periods	0-11-3
Tied After Two Periods	3-4-2
Scoring First Goal Of Third Period	5-4-2
Having 10-19 Shots On Goal	0-0-0
Having 20-29 Shots On Goal	3-8-0
Having 30-39 Shots On Goal	6-6-2
Having 40 or More Shots On Goal	1-2-4
Allowing Fewer Than 10 Shots On Goal	0-0-0
Allowing 10-19 Shots On Goal	2-0-0
Allowing 20-29 Shots On Goal	7-9-2
Allowing 30-39 Shots On Goal	1-6-4
Allowing 40 or More Shots On Goal	0-1-0
Outshooting Opponent	8-9-5
Opponent Outshoots Minnesota	2-7-1
Shots Are Even	0-0-0
October	5-2-1
November	2-5-1
December	0-2-0
January	2-4-4
February	1-3-0
March	0-0-0
Fridays	3-6-3
Saturdays	7-6-2
Sundays	0-3-1
Mondays	0-1-0
Series Record	3-6-4
Games Following A Win	3-6-1
Games Following A Loss	6-6-3
Games Following A Tie	1-3-2

Individual Notes

#1 Adam Hauser

Fr., 6-2, 195, Bovey, Minn.

- √ Kicked away 17 of 18 shots in Saturday's win over UAA
- √ Has started 26 straight games in net
- √ Has a 1.33 GAA and .945 saves percentage in his nine wins and 5.10 GAA and .831 saves percentage in his 15 losses

#3 Jordan Leopold

Fr., 6-0, 195, Robbinsdale, Minn.

- √ Has 3-9--12 at home and 2-3--5 on the road this season
- √ Assisted on Pohl's goal in Sunday's game
- √ Is +3 in his last nine games

#4 Dylan Mills

So., 5-11, 212, Duluth, Minn.

- √ Sat out last weekend's series with UAA (see injury report)
- √ Leads the team with a +7 rating in 19 home games - is -6 in 12 road contests

#7 Erik Westrum

So., 5-11, 187, Apple Valley, Minn.

- √ Fourth on the team in overall scoring (6-17--23)
- √ Leads the team with seven assists in the team's last 10 games
- √ Fourth on the team with 81 shots on goal, but has just five in the last two weekends

#9 John Pohl

Fr., 6-0, 190, Red Wing, Minn.

- √ Scored a goal and added an assist in last weekend's series vs. UAA
- √ Has scored on two of his last four shots on goal - second on the team by scoring on 18.5 percent of his shots on goal

#10 Mike Anderson

Sr., 6-1, 202, Bloomington, Minn.

- √ Scored second multiple-point game of the season with 1-1--2 in Saturday's win
- √ Is +10 in Minnesota's wins and ties and -16 in the team's 15 losses - has 4-4--8 in wins

and 1-3--4 in losses

- √ Tied career high with seven shots on goal in Saturday's game vs. UAA
- √ Fourth on the team in shots on goal (82)

#11 Erik Wendell

Fr., 6-1, 196, Maple Grove, Minn.

- √ Leads team with a +6 rating
- √ Season high six shots on goal on Sunday vs. UAA
- √ Has 68 percent of his shots on goal this season (30 of 44) in the last 13 games

#15 Stuart Senden

So., 6-0, 192, Alexandria, Minn.

- √ Had at least one point in each of the last seven series until going without a point last weekend vs. UAA
- √ Has three of four goals this season at home
- √ Has just 0-1--1 in 10 wins and 4-4--8 in 16 losses and six ties

#17 Wyatt Smith

Sr., 5-11, 205, Warroad, Minn.

- √ Leads the team in goals (17) and tied for the team lead in total points (17-15--32)
- √ Second on the team in shots on goal (112)
- √ Notched seventh multiple-point game of the season with 1-1--2 in win over UAA on Saturday - finished weekend with 1-2--3
- √ Minnesota is 4-1-2 in his multiple-point games this season
- √ Led team with seven shots on goal in Sunday's game vs. UAA, and was +3 on the weekend - is +3 in team wins and -13 in team losses

#19 Reggie Berg

Sr., 5-11, 185, Anoka, Minn.

- √ Tied for the team lead in scoring (12-20--32)
- √ Leads the team in assists (20) and multiple-point games (9)
- √ Needs eight points to become the 23rd member of the Golden Gopher 150-Point Club (currently has 65-77--142 in 149 games)
- √ Leads the team in shots on goal with 147 in

32 games - no other Golden Gopher has more than 112 shots on goal this season

- √ Has 6-12--18 in Minnesota's 10 wins and two ties and 6-3--9 in the team's 16 losses
- √ Minnesota is 30-3-2 in his career when Berg scores more than one point in a game
- √ Has 20-20--40 in Minnesota's last 27 wins
- √ Tied for team lead with six goals on the road this season - leads team in points over the last 10 games (5-5--10)
- √ Had 2-1--3 last weekend vs. UAA - has 11 of his 35 career multiple-point games vs. UAA

#28 Matt Leimbek

So., 5-9, 189, Rochester, Minn.

- √ Has 4-5--9 in his last nine games after 0-7--7 in his first 43 games as a collegiate player
- √ Leads the team by scoring on 20.0 percent of his shots on goal this season - has scored on four of his last seven shots on goal
- √ Second on the team in scoring over the last 10 games (4-5--9)

#29 Rico Pagel

Jr., 5-10, 195, Minnetonka, Minn.

- √ Has seven of his 10 points (1-6--7) in Minnesota wins

#32 Rob LaRue

Fr., 6-4, 236, Wayzata, Minn.

- √ Became the University of Minnesota's first three-sport athlete since Bart Buetow (football, hockey, track & field - 1968-72) when he appeared in the Golden Gophers' game on 1/23/99 at North Dakota

#33 Dave Spehar

Jr., 5-7, 171, Duluth, Minn.

- √ Third on the team in scoring (9-15--24)
- √ Third on the team in goals (9) - all of which have come on the power play
- √ Is two points shy of the century mark in his career (48-50--98)
- √ Is -12 in his last 17 games

DID YOU KNOW ...

Minnesota has a total of just 28 penalties for 56 minutes in its last six games - a total half of its season averages in both categories • the Golden Gophers and Huskies have three February meetings in series history (2-1-0 edge to Minnesota) • 20 different players have scored goals this season for Minnesota, but Smith (17) and Berg (12) are the only two players who have double-digit goal totals • Minnesota is 75-30-8 (.699) in the history of the new Mariucci Arena, but is just 4-7-3 in its last 14 home games • the Golden Gophers did not allow a power-play goal in either game of a series for the second time this season by shutting down UAA on five opportunities last weekend - the only other time this season that has occurred was in Anchorage, when Minnesota held the Seawolves scoreless on 11 chances • Minnesota has not won in the last 27 games (0-24-3) they have trailed after two periods • the Golden Gophers' last road win was a 4-1 victory over UAA on Nov. 21 - the team is 0-6-2 away from home since then • Minnesota has scored on 9.9 percent of its shots on the road (39-of-392) compared to 8.6 percent (58-of-677) of its shots on goal at Mariucci Arena • Minnesota has scored two goals or fewer in 11 games this season • Stuart Senden celebrates his 20th birthday on Saturday of this week, while Doug Meyer turns 19 on Sunday • Minnesota is 14-8-0 (.636) on Feb. 19 and 17-4-1 (.795) on Feb. 20 in school history • Minnesota is 69-23-3 (.742) in its last 95 games when scoring first, but have lost seven of its last 10 games when scoring first • the Golden Gophers have outscored their opponents 10-6 on the power play in wins, and been out-numbered 19-11 with the man advantage in losses • seven of Minnesota's 10 wins this season have been on Saturday • eight of Minnesota's 10 wins have come after the 15th of each month • Minnesota is 1-21-3 (.100) the last two seasons when trailing after one period • a total of seven Golden Gophers have been drafted by NHL organizations: Mike Anderson--Washington; Reggie Berg--Toronto; Aaron Miskovich--Colorado; Pat O'Leary--Phoenix; John Pohl--St. Louis; Wyatt Smith--Phoenix; Erik Westrum--Phoenix

About This Week's Opponent St. Cloud State University

Location: St. Cloud, Minn.

Founded: 1869

Enrollment: 14,500

Arena: National Hockey Center (6,000)

Rink Size: 200 x 100

Head Coach: Craig Dahl

Dahl's Career Record: 280-303-34 (.481)

Dahl At SCSU: 204-215-31 (.488)

Assistant Coaches: Tom Serratorre,
Brett Peterson

Notes: Defensemen scored the first four goals last weekend for SCSU • G Dean Weasler was in the nets for both shutouts last weekend vs. UNO • the Huskies are 8-0-0 this season when leading after one period • the Huskies opened their season vs. Minnesota back in October

1998-99 WCHA STANDINGS

Team (Overall Record, win %)	GP	W	L	T	Pts	GF	GA	GDif
North Dakota (24-2-2, .893)	22	19	1	2	40	114	63	+51
Colorado College (20-9-1, .683)	22	15	7	0	30	85	56	+29
Alaska-Anchorage (13-12-5, .517)	24	10	9	5	25	53	56	-3
Denver (17-11-2, .600)	22	10	10	2	22	80	79	+1
Wisconsin (12-15-3, .450)	22	10	10	2	22	55	62	-7
Minnesota (10-16-6, .406)	22	8	11	3	19	64	77	-13
St. Cloud State (14-13-3, .517)	22	8	12	2	18	64	72	-8
Michigan Tech (8-21-1, .283)	24	8	16	0	16	58	85	-27
Minnesota-Duluth (7-21-4, .281)	24	4	16	4	12	58	81	-23

This Week In The WCHA

Friday, February 19
 Alaska-Anchorage @ North Dakota
 Wisconsin @ Michigan Tech
 Minnesota @ St. Cloud State
 Denver @ Colorado College
 Minnesota-Duluth is idle

Saturday, February 20
 Alaska-Anchorage @ North Dakota
 Wisconsin @ Michigan Tech
 St. Cloud State @ Minnesota
 Colorado College @ Denver
 Minnesota-Duluth is idle

Woog's Window

Minnesota Head Coach Doug Woog has produced unparalleled numbers as the man behind the Golden Gopher bench over the last 14 seasons. Entering Friday's game, Woog has a career record of 384-184-37 (.665) overall and a WCHA mark of 278-127-32 (.673). Minnesota has appeared in the NCAA Tournament in 12 of Woog's 13 seasons and has finished first or second in the WCHA in 11 of his 13 campaigns. Among Woog's regular media appearances are: WCCO-AM (830) with Mike Max, Mondays and Fridays at 6:35 p.m. KSTP-AM (1500) with Pat Reusse and Joe Soucheray, Saturday mornings at 11 a.m., Thursday morning at 7:45 a.m., and the postgame show. KARE-TV (Ch. 11) Gopher Sports Extra on selected Saturdays at 11:05 p.m.

In The Training Room

Player (injury)	Weekend Status
Erik Day (knee)	out
Dylan Mills (rib)	questionable
Mark Nenovich (groin)	questionable

wcha players of the week

OFFENSIVE PLAYER OF THE WEEK

October 19 Aaron Miskovich (vs.UMD)
 February 1 Matt Leimbek (vs. MTU)

ROOKIE OF THE WEEK

November 2 Adam Hauser (@WIS)

1998-99 season highs/lows

TEAM

MOST GOALS/GAME	(6) 1/15 vs. Minnesota State, Mankato
LEAST GOALS/GAME	(0) 1/10 vs. Denver
MOST ASSISTS/GAME	(10) two times, last 1/15 vs. Minnesota State, Mankato
LEAST ASSISTS/GAME	(0) 1/10 vs. Denver
MOST GOALS AGAINST/GAME	(8) 1/2 @ Boston College
LEAST GOALS AGAINST/GAME	(0) 10/23 vs. St. Cloud State
MOST ASSISTS AGAINST/GAME	(13) 11/6 vs. Colorado College
LEAST ASSISTS AGAINST/GAME	(0) 10/23 vs. St. Cloud State
MOST GOALS/PERIOD	(4) two times, last 1/15 vs. MN State, Mankato - third period
MOST GOALS AGAINST/PERIOD	(5) 1/2 @ Boston College - third period
MOST POWER PLAY GOALS/GAME	(3) two times, last 1/15 vs. Minnesota State, Mankato
MOST POWER PLAY GOALS ALLOWED/GAME	(3) 1/23 @ North Dakota
MOST SHOTS ON GOAL/GAME	(50) 10/9 vs. St. Lawrence
LEAST SHOTS ON GOAL/GAME	(20) 11/29 vs. Michigan State
MOST SHOTS AGAINST/GAME	(40) 1/23 @ North Dakota
LEAST SHOTS AGAINST/GAME	(17) 10/17 vs. Minnesota-Duluth
MOST SHOTS ON GOAL/PERIOD	(22) 10/9 vs. St. Lawrence
MOST SHOTS AGAINST/PERIOD	(20) 11/13 vs. North Dakota - first period
MOST PENALTIES/GAME	(18) 1/2 @ Boston College
LEAST PENALTIES/GAME	(2) two times, last 2/14 vs. Alaska-Anchorage
MOST PIM/GAME	(68) 1/2 @ Boston College
LEAST PIM/GAME	(4) two times, last 2/14 vs. Alaska-Anchorage
MOST OPP. PENALTIES/GAME	(18) 10/30 @ Wisconsin
LEAST OPP. PENALTIES/GAME	(1) 2/14 vs. Alaska-Anchorage
MOST OPP. PIM/GAME	(47) 10/30 @ Wisconsin
LEAST OPP. PIM/GAME	(2) 2/14 vs. Alaska-Anchorage
QUICKEST TWO GOALS	(0:18) 10/10 vs. Ohio State - second period (Berg, Miskovich)
QUICKEST THREE GOALS	(6:05) 12/28 vs. Ohio State - third period (Spehar, N. Miller, Timmons)

INDIVIDUAL

GOALS/GAME	(2) six times, last Westrum and Smith on 1/15 vs. MN State, Mankato
GOALS/PERIOD	(2) three times, last Erik Westrum on 1/15 vs. MN State - third period
ASSISTS/GAME	(3) two times, last Jordan Leopold, 1/15 vs. MN State, Mankato
ASSISTS/PERIOD	(2) nine times, last Rico Pagel, 1/30 vs. Michigan Tech - third period
POINTS/GAME	(4) Erik Westrum (2-2--4), 1/15 vs. Minnesota State, Mankato
POINTS/PERIOD	(2) 21 times, last Berg and Pagel on 1/30 vs. Michigan Tech - third period
PENALTIES/GAME	(4) Erik Westrum, 1/10 @ Denver
PIM/GAME	(16) Erik Westrum, 1/10 @ Denver
SHOTS ON GOAL/GAME	(9) three times, last Reggie Berg, 12/28 vs. Ohio State
SAVES/GAME	(34) Adam Hauser, 1/23 @ North Dakota
+/- RATING/GAME	(+2) 27 times, last five players on 2/13 vs. Alaska-Anchorage

quick stats by series

	IB	UMD	SCSU	@WIS	CC	UND	@UAA	SHOW	MAR	@BC	@DU	MSU	@UND	MTU	@CC	UAA	SCSU	@UMD	WIS	
Hauser	L 6g 18s	W 1g 16s	W 0g 26s	2W 4g 48s	2L 13g 37s	L T 8g 58s	W L 5g 51s	LW 4g 49s	2L 9g 51s	L T 11g 60s	T L 7g 41s	Z T 8g 45s	2L 11g 45s	2W 4g 42s	2L 7g 50s	W L 5g 38s				
Nenovich	0-0-0	0-0-0	0-0-0	dnp	0-0-0	0-0-0	0-0-0	0-0-0	0-0-0	0-0-0	dnp	dnp	dnp	0-0-0	0-0-0	dnp				
Leopold	0-2-2	0-1-1	0-3-3	0-1-1	0-1-1	1-0-1	2-0-2	2-0-2	dnp	dnp	0-0-0	0-3-3	0-0-0	0-0-0	0-0-0	0-1-1				
Mills	0-0-0	0-1-1	0-1-1	0-0-0	0-0-0	2-0-2	0-2-2	0-1-1	0-1-1	0-0-0	0-0-0	0-1-1	0-0-0	0-0-0	0-1-1	dnp				
Trebil	dnp	0-0-0	0-0-0	0-0-0	0-0-0*	0-1-1	0-0-0	dnp	0-0-0	1-0-1	0-0-0	0-1-1	0-0-0	0-0-0	dnp	0-0-0				
Timmons	0-1-1	dnp	dnp	dnp	dnp	dnp	0-1-1	0-0-0	1-0-1	0-0-0	dnp	0-0-0	0-0-0	dnp	dnp	0-0-0				
Westrum	1-0-1	0-1-1	0-1-1	2-0-2	0-0-0	0-1-1	0-0-0	0-1-1	0-2-2	1-3-4	0-1-1	2-2-4	0-3-3	0-0-0	0-1-1	0-1-1				
Pohl	0-1-1	0-0-0	0-0-0	1-0-1	0-0-0	0-0-0	0-0-0	0-1-1	1-1-2	1-0-1	0-1-1	0-0-0	0-1-1	1-0-1	0-0-0	1-1-2				
Anderson	0-1-1	0-2-2	1-0-1	0-1-1	0-0-0	0-0-0	0-0-0	1-1-2	0-0-0	1-0-1	0-0-0	0-0-0	1-0-1	1-0-1	0-1-1	1-1-2				
Wendell	0-0-0	0-0-0	1-0-1	0-0-0	1-1-2	0-0-0	0-1-1	0-0-0	0-0-0	0-0-0	0-1-1	0-0-0	1-0-1	0-1-1	0-0-0	1-0-1				
Meyer	0-0-0	0-0-0	0-0-0	0-0-0	0-0-0	0-0-0	1-1-2	0-0-0	0-1-1	0-0-0	0-0-0	1-0-1	dnp	1-0-1	0-0-0	0-0-0				
N. Miller	1-1-2	0-1-1	2-0-2	0-0-0	0-0-0	1-0-1	0-0-0	0-0-0	1-1-2	0-1-1	0-0-0	0-0-0	0-1-1	0-1-1	0-0-0	0-0-0				
C. Miller	0-0-0	0-0-0	dnp	dnp	dnp	dnp	dnp	dnp	dnp	dnp	dnp	dnp	dnp	dnp	dnp	dnp				
Senden	0-0-0	0-0-0	0-0-0	0-0-0	1-0-1	0-0-0	0-0-0	0-0-0	1-0-1	0-1-1	1-0-1	1-0-1	0-1-1	0-1-1	0-1-1	0-0-0				
Smith	1-2-3	2-0-2	2-0-2	0-2-2	0-1-1	1-2-3	2-1-3	1-1-2	1-2-3	1-0-1	1-0-1	2-1-3	1-1-2	1-0-1	0-0-0	1-2-3				
Berg	2-2-4	0-2-2	1-0-1	1-2-3	0-0-0	1-2-3	2-2-4	0-0-0	0-0-0	0-3-3	0-2-2	0-2-2	2-0-2	1-2-3	0-0-0	2-1-3				
Lyons	0-0-0	0-0-0	0-0-0	0-0-0	0-0-0	0-1-1	0-2-2	0-0-0	0-0-0	0-0-0	1-0-1	0-0-0	0-1-1	0-0-0	0-0-0	0-0-0				
Kohn	0-1-1	0-0-0	0-1-1	0-0-0	0-0-0	0-0-0	0-0-0	0-0-0	0-0-0	0-1-1	0-0-0	0-0-0	1-0-1	0-0-0	0-0-0	0-0-0				
O'Leary	0-0-0	0-0-0	0-0-0	0-0-0	0-1-1	dnp	dnp	dnp	dnp	dnp	dnp	0-0-0	0-0-0	dnp	dnp	dnp				
Angell	0-0-0	0-1-1	0-1-1	0-2-2	0-0-0	dnp	dnp	dnp	0-0-0	1-0-1	0-0-0	0-0-0	0-1-1	0-1-1	0-0-0	0-0-0				
Miskovich	2-0-2	2-0-2	0-0-0	0-0-0	0-0-0	1-1-2	0-0-0	0-0-0	0-1-1	0-2-2	0-0-0	1-0-1	1-2-3	0-1-1	1-0-1	0-0-0				
Leimbek	0-0-0	0-0-0	dnp	0-0-0	0-0-0	0-0-0	0-2-2	0-0-0	dnp	dnp	dnp	0-1-1	1-1-2	2-3-5	1-0-1	0-0-0				
Pagel	0-1-1	0-1-1	0-0-0	dnp	dnp	dnp	dnp	0-0-0	0-1-1	1-1-2	0-0-0	0-0-0	dnp	1-3-4	0-0-0	0-1-1				
Spehar	1-1-2	1-0-1	1-2-3	2-1-3	0-0-0	0-5-5	0-0-0	0-1-1	1-2-3	0-0-0	0-0-0	1-1-2	1-0-1	0-1-1	0-0-0	1-1-2				

Drive for Five

With four weeks remaining in the regular season, the race is on for the final few home ice positions in the first round of the WCHA playoffs. A total of seven points separates the five teams from third to seventh place in the standings. Here is a breakdown of the schedules for the teams remaining in the hunt for the third, fourth and fifth spots (current points in parenthesis):

- 3. Alaska-Anchorage** (25, four WCHA games remaining): @ UND, vs. CC
- 4. Denver** (22, six WCHA games remaining): @/vs. CC, @ SCSU, vs. MTU
- 5. Wisconsin** (22, six WCHA games remaining): @ MTU, vs. UND, @ MN
- 6. Minnesota** (19, six WCHA games remaining): @/vs. SCSU, @ UMD, vs. WIS
- 7. St. Cloud State** (18, six WCHA games remaining): vs./@ MN, vs. DU, @ UND

goal breakdown

	Last Wknd	Last 5 Gms	Season
5-on-5	6	10	56
6-on-5	0	0	2
4-on-4	0	0	5
PPG	1	3	28
SHG	0	0	6
ENG	0	0	0

News & Notes

WCHA Final Five Tickets On Sale: Ticket packages for the 1999 WCHA Final Five at Target Center in Minneapolis, Minn., are currently on sale. The tournament, one of the premier college hockey events in the nation, is scheduled for March 18-20, 1999.

Ticket packages include tickets for all five tournament sessions, and are priced at \$76.25 per person. Ticket packages may be purchased at the Target Center ticket office, any Ticketmaster location, or by calling Ticketmaster at (612) 989-5151. To purchase tickets for groups of 20 or more, call the Target Center Group Sales Office at (612) 673-1311.

Gopher Hockey Banquet Scheduled For March 7: The University of Minnesota men's hockey team will hold its annual awards banquet on Sunday, March 7 at the Radisson University Hotel in Minneapolis. The event is sponsored by the Gopher Blueline Club. A social hour is scheduled for 1:30 p.m., followed by dinner at 2:30 p.m. and a program beginning at 3:15 p.m.

The public is invited to attend the event. Tickets can be purchased by calling Patti Bjorklund in the Gopher Hockey Office at (612) 625-2886.

Scoring Sooner Or Later

Minnesota scored three of its five goals on Saturday in the final two minutes of a period, a game which the Golden Gophers won 5-1. On Sunday, Alaska-Anchorage scored its second goal, a marker to take a 2-1 lead, with 23 seconds left in the first period. On the season, opponents have scored 30 goals against the Golden Gophers in the first two or final two minutes of a period, with 15 of those tallies either tying the game or giving the opponent the lead. By contrast, Minnesota has scored 17 times in the first two or last two minutes of a period, with seven of those goals either giving the team a tie or lead.

multiple-point games

Player(games)	Last Time	Record
Berg (9)	2/13 vs. UAA (1g, 1a)	5-2-2
Smith (7)	2/13 vs. UAA (1g, 1a)	3-1-3
Spehar (7)	1/15 vs. MSU (1g, 1a)	1-4-2
Westrum (4)	1/23 @ UND (2a)	0-3-1
Leimbek (3)	1/30 vs. MTU (1g, 1a)	2-1-0
Leopold (3)	1/15 vs. MSU (3a)	0-2-1
Miskovich (3)	1/22 @ UND (2a)	1-2-0
N. Miller (2)	10/24 @ SCSU (2g)	1-1-0
Anderson (2)	2/13 vs. UAA (1g, 1a)	2-0-0
Pagel (2)	1/30 vs. MTU (2a)	2-0-0
Mills (1)	11/21 @ UAA (2a)	1-0-0
Senden (1)	1/2 @ BC (2a)	0-1-0

University of Minnesota
1998-99 Men's Ice Hockey Statistics
WCHA Games Only

Golden Gophers	GP/ GS	G	A	Pts	+/-	Sht	Sht %	Pen/	Min	PP	SH	EN	GW	GT	HT
Reggie Berg	22/ 14	10	13	23	0	91	11.0	13/	26	0	1	0	2	1	0
Wyatt Smith	22/ 10	11	9	20	-6	69	15.9	11/	22	4	2	1	1	0	0
Dave Spehar	21/ 3	6	10	16	-10	56	10.7	11/	22	6	0	0	1	0	0
Erik Westrum	20/ 10	2	9	11	-7	44	4.5	13/	45	2	0	0	1	0	0
Matt Leimbek	15/ 0	4	6	10	3	15	26.7	3/	6	3	0	0	1	0	0
Jordan Leopold	22/ 15	3	7	10	-1	44	6.8	8/	16	1	0	0	0	0	0
Aaron Miskovich	22/ 9	5	4	9	-7	65	7.7	6/	12	1	2	0	1	0	0
Mike Anderson	22/ 4	4	5	9	-4	58	6.9	10/	20	0	0	0	1	0	0
Erik Wendell	21/ 3	4	4	8	6	28	14.3	11/	22	0	0	0	0	0	0
Dylan Mills	19/ 5	2	5	7	-1	23	8.7	7/	14	1	0	0	0	0	0
John Pohl	21/ 2	3	3	6	-8	18	16.7	4/	8	0	0	0	0	0	0
Nate Miller	22/ 12	3	3	6	-10	42	7.1	17/	42	2	0	0	0	0	0
Rico Pagel	12/ 0	1	5	6	2	18	5.6	2/	4	0	0	0	0	0	0
Nick Angell	18/ 2	0	6	6	-8	20	0.0	5/	13	0	0	0	0	0	0
Stuart Senden	21/ 2	2	3	5	1	26	7.7	3/	6	0	0	0	0	0	0
Mike Lyons	22/ 4	1	4	5	-6	25	4.0	11/	22	0	0	0	0	0	0
Doug Meyer	17/ 0	2	1	3	-5	12	16.7	5/	10	0	0	0	0	0	0
Bill Kohn	22/ 15	1	1	2	-5	23	4.3	16/	43	0	0	0	0	0	0
Brad Timmons	4/ 0	0	1	1	1	0	0.0	1/	2	0	0	0	0	0	0
Pat O'Leary	7/ 0	0	1	1	-3	3	0.0	1/	2	0	0	0	0	0	0
Ryan Trebil	15/ 0	0	1	1	-3	10	0.0	11/	22	0	0	0	0	0	0
Mark Nenovich	8/ 0	0	0	0	1	4	0.0	5/	10	0	0	0	0	0	0
Adam Hauser	20/ 20	0	0	0	0	0	0.0	1/	2	0	0	0	0	0	0
Cory Miller	1/ 0	0	0	0	0	2	0.0	2/	4	0	0	0	0	0	0
Willy Marvin	3/ 2	0	0	0	0	0	0.0	0/	0	0	0	0	0	0	0
Team	4/ 0	0	0	0	0	0	0.0	0/	0	0	0	0	0	0	0
Rob LaRue	2/ 0	0	0	0	0	0	0.0	0/	0	0	0	0	0	0	0
Golden Gophers	22/ 22	64	101	165		696	9.2	179/	399	20	5	1	8	1	0
Opponents	22/ 22	77	123	200		616	12.5	175/	369	19	0	4	11	2	2

Bench Penalties: Golden Gophers 2 (4 Minutes); Opponents 3 (6 Minutes)
Power Play: Golden Gophers 20/106 (18.9%); Opponents 19/111 (17.1%);

Goaltending Statistics

Golden Gophers	GP/ GS	Min	GAA	W	L	T	ENG	Sho	GA	Sv	Sv %
Rob LaRue	2 / 0	27:06	0.00	0	0	0	0	0	0	13	1.000
Adam Hauser	20 / 20	1162:12	3.30	8	10	2	0	1	64	466	.879
Willy Marvin	3 / 2	138:58	3.89	0	1	1	0	0	9	60	.870
Golden Gophers	22 / 22	1328:16	3.30	8	11	3	4	1	73	539	.881
Opponents	22 / 22	1329:12	2.84	11	8	3	1	1	63	632	.909

Statistics by Period

Goals	1	2	3	OT	Tot	Penalties	1	2	3	OT	Tot
Golden Gophers	24	23	17	0	64	Golden Gophers	60	62	56	1	179
Opponents	33	23	21	0	77	Opponents	56	64	53	2	175
Shots	1	2	3	OT	Tot	Penalty Minutes	1	2	3	OT	Tot
Golden Gophers	214	227	243	12	696	Golden Gophers	139	124	134	2	399
Opponents	208	205	190	11	614	Opponents	131	128	106	4	369

University of Minnesota
1998-99 Men's Ice Hockey Statistics
Record: 10-16- 6/ 8-11- 3 WCHA

Golden Gophers	GP/ GS	G	A	Pts +/-	Sht	Sht %	Pen/	Min	PP	SH	EN	GW	GT	HT
Wyatt Smith	32/ 15	17	15	32 -9	112	15.2	14/	31	7	2	1	2	0	0
Reggie Berg	32/ 21	12	20	32 0	147	8.2	24/	56	0	1	0	2	1	0
Dave Spehar	31/ 6	9	15	24 -13	75	12.0	14/	28	9	0	0	1	0	0
Erik Westrum	30/ 14	6	17	23 -6	81	7.4	18/	63	3	0	0	1	1	0
Jordan Leopold	28/ 21	5	12	17 0	66	7.6	10/	20	1	0	0	0	0	0
Aaron Miskovich	32/ 11	8	7	15 -8	79	10.1	9/	18	1	2	0	2	0	0
Mike Anderson	32/ 7	6	7	13 -4	82	7.3	23/	54	0	1	0	1	0	0
John Pohl	31/ 2	5	6	11 -7	27	18.5	5/	10	0	0	0	0	0	0
Nate Miller	32/ 14	5	6	11 -12	57	8.8	23/	62	2	0	0	0	0	0
Matt Leimbek	18/ 0	4	7	11 4	20	20.0	4/	8	3	0	0	1	0	0
Dylan Mills	29/ 9	2	8	10 1	36	5.6	13/	26	1	0	0	0	0	0
Rico Pagel	21/ 1	2	8	10 -1	35	5.7	3/	6	0	0	0	0	1	0
Stuart Senden	30/ 3	4	5	9 3	41	9.8	5/	10	0	0	0	0	0	0
Erik Wendell	30/ 4	4	4	8 6	44	9.1	17/	34	0	0	0	0	0	0
Nick Angell	26/ 4	1	6	7 -14	30	3.3	7/	17	1	0	0	0	0	0
Doug Meyer	25/ 1	3	2	5 -7	17	17.6	5/	10	0	0	0	0	0	0
Mike Lyons	32/ 6	1	4	5 -9	38	2.6	17/	50	0	0	0	0	0	0
Bill Kohn	32/ 21	1	3	4 -3	43	2.3	25/	61	0	0	0	0	0	0
Brad Timmons	9/ 0	1	2	3 2	4	25.0	3/	6	0	0	0	0	0	0
Ryan Trebil	20/ 0	1	2	3 -5	17	5.9	16/	40	0	0	0	0	0	0
Pat O'Leary	9/ 0	0	1	1 -2	4	0.0	3/	6	0	0	0	0	0	0
Mark Nenovich	13/ 0	0	0	0 0	8	0.0	9/	18	0	0	0	0	0	0
Adam Hauser	29/ 29	0	0	0 0	0	0.0	3/	6	0	0	0	0	0	0
Cory Miller	2/ 0	0	0	0 0	6	0.0	3/	6	0	0	0	0	0	0
Willy Marvin	4/ 3	0	0	0 0	0	0.0	0/	0	0	0	0	0	0	0
Team	5/ 0	0	0	0 0	0	0.0	0/	0	0	0	0	0	0	0
Rob LaRue	2/ 0	0	0	0 0	0	0.0	0/	0	0	0	0	0	0	0
Golden Gophers	32/ 32	97	157	254	1069	9.1	276/	652	28	6	1	10	3	0
Opponents	32/ 32	119	183	302	901	13.2	278/	626	30	1	5	16	3	3

Bench Penalties: Golden Gophers 3 (6 Minutes); Opponents 4 (8 Minutes)
Power Play: Golden Gophers 28/162 (17.3%); Opponents 30/161 (18.6%);

Goaltending Statistics

Golden Gophers	GP/ GS	Min	GAA	W	L	T	ENG	Sho	GA	Sv	Sv %
Rob LaRue	2/ 0	27:06	0.00	0	0	0	0	0	0	13	1.000
Adam Hauser	29/ 29	1711:33	3.58	9	15	5	0	1	102	689	.871
Willy Marvin	4/ 3	198:58	3.62	1	1	1	0	0	12	80	.870
Golden Gophers	32/ 32	1937:37	3.53	10	16	6	5	1	114	782	.873
Opponents	32/ 32	1943:20	2.96	16	10	6	1	1	96	972	.910

Statistics by Period

Goals	1	2	3	OT	Tot	Penalties	1	2	3	OT	Tot
Golden Gophers	29	34	34	0	97	Golden Gophers	91	84	92	9	276
Opponents	43	39	37	0	119	Opponents	87	89	93	9	278
Shots	1	2	3	OT	Tot	Penalty Minutes	1	2	3	OT	Tot
Golden Gophers	321	359	369	20	1069	Golden Gophers	204	168	254	26	652
Opponents	296	321	271	11	899	Opponents	193	197	218	18	626

University of Minnesota
1998-99 Men's Ice Hockey Statistics
Record: 10-16- 6/ 8-11- 3 WCHA

Date	Opponent	Score	Record	Site	Attend	Goaltender of Record	
10/ 9	St. Lawrence	4 - 6 L	0- 1	H Mariucci Arena	9456	Adam Hauser	0- 1- 0
10/10	Ohio State	W 4 - 3	1- 1	H Mariucci Arena	9467	Willy Marvin	1- 0- 0
10/16	*Minnesota-Duluth	2 - 2 T OT	1- 1- 1	H Mariucci Arena	9791	Willy Marvin	1- 0- 1
10/17	*Minnesota-Duluth	W 3 - 1	2- 1- 1	H Mariucci Arena	9787	Adam Hauser	1- 1- 0
10/23	*St. Cloud State	W 3 - 0	3- 1- 1	H Mariucci Arena	9790	Adam Hauser	2- 1- 0
10/24	*St. Cloud State	5 - 6 L	3- 2- 1	A St. Cloud, Minn.	7051	Willy Marvin	1- 1- 1
10/30	*Wisconsin	W 3 - 2	4- 2- 1	A Madison, Wis.	13057	Adam Hauser	3- 1- 0
10/31	*Wisconsin	W 3 - 2	5- 2- 1	A Madison, Wis.	14059	Adam Hauser	4- 1- 0
11/ 6	*Colorado College	1 - 7 L	5- 3- 1	H Mariucci Arena	9776	Adam Hauser	4- 2- 0
11/ 7	*Colorado College	1 - 6 L	5- 4- 1	H Mariucci Arena	9841	Adam Hauser	4- 3- 0
11/13	*North Dakota	4 - 4 T OT	5- 4- 2	H Mariucci Arena	9860	Adam Hauser	4- 3- 1
11/14	*North Dakota	3 - 5 L	5- 5- 2	H Mariucci Arena	9908	Adam Hauser	4- 4- 1
11/20	*Alaska-Anchorage	3 - 5 L	5- 6- 2	A Anchorage, Alaska	3882	Adam Hauser	4- 5- 1
11/21	*Alaska-Anchorage	W 4 - 1	6- 6- 2	A Anchorage, Alaska	4733	Adam Hauser	5- 5- 1
11/27	Michigan	2 - 3 L	6- 7- 2	H Mariucci Arena	9822	Adam Hauser	5- 6- 1
11/29	Michigan State	W 2 - 1	7- 7- 2	H Mariucci Arena	9563	Adam Hauser	6- 6- 1
12/27	Princeton	1 - 4 L	7- 8- 2	H Mariucci Arena	9829	Adam Hauser	6- 7- 1
12/28	Ohio State	5 - 6 L	7- 9- 2	H Mariucci Arena	9648	Adam Hauser	6- 8- 1
1/ 2	Boston College	4 - 8 L	7-10- 2	A Boston, Mass.	4124	Adam Hauser	6- 9- 1
1/ 3	Boston College	3 - 3 T OT	7-10- 3	A Boston, Mass.	3234	Adam Hauser	6- 9- 2
1/ 9	*Denver	3 - 3 T OT	7-10- 4	A Colo. Springs, Colo.	1243	Adam Hauser	6- 9- 3
1/10	*Denver	0 - 5 L	7-11- 4	A Denver, Colo.	3738	Adam Hauser	6-10- 3
1/15	Minn. State, Mankato	6 - 6 T OT	7-11- 5	H Mariucci Arena	9816	Adam Hauser	6-10- 4
1/16	Minn. State, Mankato	2 - 2 T OT	7-11- 6	H Mariucci Arena	9807	Adam Hauser	6-10- 5
1/22	*North Dakota	4 - 5 L	7-12- 6	A Grand Forks, N.D.	6067	Adam Hauser	6-11- 5
1/23	*North Dakota	5 - 6 L	7-13- 6	A Grand Forks, N.D.	6067	Adam Hauser	6-12- 5
1/29	*Michigan Tech	W 4 - 2	8-13- 6	H Mariucci Arena	9731	Adam Hauser	7-12- 5
1/30	*Michigan Tech	W 4 - 2	9-13- 6	H Mariucci Arena	9814	Adam Hauser	8-12- 5
2/ 5	*Colorado College	1 - 5 L	9-14- 6	A Colo. Springs, Colo.	7181	Adam Hauser	8-13- 5
2/ 6	*Colorado College	1 - 3 L	9-15- 6	A Colo. Springs, Colo.	7296	Adam Hauser	8-14- 5
2/13	*Alaska-Anchorage	W 5 - 1	10-15- 6	H Mariucci Arena	9808	Adam Hauser	9-14- 5
2/14	*Alaska-Anchorage	2 - 4 L	10-16- 6	H Mariucci Arena	9716	Adam Hauser	9-15- 5

*-WCHA Game

Record	W	L	T	Pct	Attendance #	Total	Avg	
All Games	10	16	6	.406	Home	19	185230	9749
WCHA	8	11	3	.432	Away	13	81732	6287
Home	7	8	4	.474	Neutral	0	0	0
Away	3	8	2	.308	Total	32	266962	8343
Neutral	0	0	0	.000				
Ahead After 1 Period	5	2	2	.667				
Behind After 1 Period	0	9	3	.125				
Tied After 1 Period	5	5	1	.500				
Ahead After 2 Periods	7	1	1	.833				
Behind After 2 Periods	0	11	3	.107				
Tied After 2 Periods	3	4	2	.444				
Score First	7	7	1	.500				
Do Not Score First	3	9	5	.324				
Overtime Games	0	0	6	.500				

MINNESOTA HOCKEY CAREER STATS

Note: Current players are listed who have played more than one full season of college hockey. Totals are updated through the Alaska-Anchorage series.

#4 • Dylan Mills

Year	GP	G	A	TP	P/PIM	PP	GW	SH	HT
97-98	39	1	10	11	16/32	0	0	0	0
98-99	29	2	8	10	13/26	1	0	0	0
Total	68	3	18	21	29/58	1	0	0	0

#7 • Erik Westrum

Year	GP	G	A	TP	P/PIM	PP	GW	SH	HT
97-98	39	6	12	18	20/43	1	1	1	0
98-99	30	6	17	23	18/63	3	1	0	0
Total	69	12	29	41	38/106	4	2	1	0

#14 • Cory Miller

Year	GP	G	A	TP	P/PIM	PP	GW	SH	HT
96-97	11	1	0	1	0/0	0	0	0	0
97-98	22	0	0	0	11/30	0	0	0	0
98-99	2	0	0	0	3/6	0	0	0	0
Total	35	1	0	1	14/36	0	0	0	0

#19 • Reggie Berg

Year	GP	G	A	TP	P/PIM	PP	GW	SH	HT
95-96	40	23	11	34	29/69	2	2	1	2
96-97	38	11	26	37	20/48	3	1	0	0
97-98	39	20	19	39	22/55	5	1	1	0
98-99	32	12	20	32	24/56	0	2	1	0
Total	149	66	76	142	95/228	10	6	3	2

#27 • Aaron Miskovich

Year	GP	G	A	TP	P/PIM	PP	GW	SH	HT
97-98	28	4	8	12	7/14	1	0	1	0
98-99	32	8	7	15	9/18	1	2	2	0
Total	60	12	15	27	16/32	2	2	3	0

#33 • Dave Spehar

Year	GP	G	A	TP	P/PIM	PP	GW	SH	HT
96-97	40	20	17	37	15/30	11	5	0	0
97-98	39	19	18	37	17/34	8	2	0	0
98-99	31	9	15	24	14/28	9	1	0	0
Total	110	48	50	98	46/92	28	8	0	0

#5 • Ryan Trebil

Year	GP	G	A	TP	P/PIM	PP	GW	SH	HT
96-97	8	0	0	0	4/8	0	0	0	0
97-98	39	2	3	5	37/96	0	0	0	0
98-99	20	1	2	3	16/40	0	0	0	0
Total	67	3	5	8	57/144	0	0	0	0

#10 • Mike Anderson

Year	GP	G	A	TP	P/PIM	PP	GW	SH	HT
95-96	28	3	6	9	20/51	0	1	0	0
96-97	42	9	11	20	19/46	1	0	0	0
97-98	31	12	13	25	23/62	3	0	0	0
98-99	32	6	7	13	23/54	0	1	1	0
Total	133	30	37	67	85/213	4	2	1	0

#15 • Stuart Senden

Year	GP	G	A	TP	P/PIM	PP	GW	SH	HT
97-98	32	5	3	8	9/18	0	0	0	0
98-99	30	4	5	9	5/10	0	0	0	0
Total	62	9	8	17	14/28	0	0	0	0

#21 • Mike Lyons

Year	GP	G	A	TP	P/PIM	PP	GW	SH	HT
96-97	32	1	5	6	23/68	0	0	0	0
97-98	38	1	12	13	30/60	0	0	0	0
98-99	32	1	4	5	17/50	0	0	0	0
Total	102	3	21	24	70/178	0	0	0	0

#28 • Matt Leimbek

Year	GP	G	A	TP	P/PIM	PP	GW	SH	HT
97-98	39	0	5	5	8/24	0	0	0	0
98-99	18	4	7	11	4/8	3	1	0	0
Total	57	4	12	16	12/32	3	1	0	0

#35 • Erik Day

Year	G	W-L-T	MIN	GA	GAA	SV	SV%
96-97	5	3-1-0	240	4	1.00	86	.956
97-98	9	3-2-0	389	24	3.70	144	.857
98-99	0	0-0-0	0	0	x.xx	0	.xxx
Total	14	6-3-0	629	28	2.67	230	.891

#6 • Brad Timmons

Year	GP	G	A	TP	P/PIM	PP	GW	SH	HT	
95-96	32	1	2	3	25/61	0	0	0	0	
96-97	17	0	0	0	7/14	0	0	0	0	
97-98	transfer rule - sat out season									
98-99	9	1	2	3	2/4	0	0	0	0	
Total	58	2	4	6	34/79	0	0	0	0	

#13 • Nate Miller

Year	GP	G	A	TP	P/PIM	PP	GW	SH	HT
96-97	40	5	9	14	14/36	0	3	0	0
97-98	39	8	6	14	21/42	2	0	0	0
98-99	32	5	6	11	23/62	2	0	0	0
Total	111	18	21	39	58/140	4	3	0	0

#17 • Wyatt Smith

Year	GP	G	A	TP	P/PIM	PP	GW	SH	HT
95-96	32	4	5	9	16/32	0	1	1	0
96-97	38	16	14	30	18/44	3	4	1	0
97-98	39	24	23	47	31/62	3	3	1	2
98-99	32	17	15	32	14/31	7	2	2	0
Total	141	61	57	118	79/169	13	10	5	2

#24 • Bill Kohn

Year	GP	G	A	TP	P/PIM	PP	GW	SH	HT
95-96	7	0	2	2	4/8	0	0	0	0
96-97	42	5	10	15	40/80	2	1	0	0
97-98	36	4	16	20	35/89	1	0	0	0
98-99	32	1	3	4	25/61	0	0	0	0
Total	117	10	31	41	104/238	3	1	0	0

#29 • Rico Pagel

Year	GP	G	A	TP	P/PIM	PP	GW	SH	HT
96-97	29	5	5	10	6/12	0	0	0	0
97-98	39	8	11	19	9/18	1	2	0	0
98-99	21	2	8	10	3/6	0	0	0	0
Total	89	15	24	39	18/36	1	2	0	0

GOLDEN GOPHER HOCKEY

Weekly Release & Notes/February 22, 1999



THIS WEEKEND

MINNESOTA (10-16-8, 8-11-5) AT MINNESOTA-DULUTH (7-21-4, 4-16-4)

DULUTH ENTERTAINMENT & CONVENTION CTR./DULUTH, MINN.

FRIDAY, FEBRUARY 26 7:05 P.M. CST (MSC, KSTP-AM 1500)

SATURDAY, FEBRUARY 27 7:05 P.M. CST (MSC, KSTP-AM 1500)

Series Information

Minnesota leads 105-56-10
 Last 10 games - Minnesota leads 6-3-1
 First meeting - 12/13/52, MN 14-2
 Last meeting - 10/17/98, MN 3-1
 Minnesota's longest win streak - 12
 Minnesota-Duluth's longest win streak - 4
 '90s - MN 27-11-3
 Record at UMD - 39-32-4
 Record at Minnesota - 64-24-6
 Record at other venues - 2-0-0
 Last sweep by Minnesota - 1/23-24/98
 Last sweep by UMD - 1/22-23/93

Team Comparisons

Minnesota		Minnesota-Duluth
30/173 (.173)	PP	23/168 (.137)
22/117 (.188)	WCHA PP	19/121 (.157)
137/167 (.820)	PK	114/134 (.851)
98/117 (.838)	WCHA PK	84/98 (.857)
3-5-2 (.400)	Last 10 games	2-6-2 (.300)
7-8-5 (.475)	Home	3-11-2 (.250)
3-8-3 (.321)	Road	4-10-2 (.313)
	Goals/Game	2.56
3.03	Goals Allowed/Game	3.44
3.68	Penalties/Game	6.94
8.41	Shots On Goal/Game	32.00
34.00		

1998-99 SCHEDULE/RESULTS

Oct. 9	#ST. LAWRENCE	L 4-6
Oct. 10	#OHIO STATE	W 4-3
Oct. 16	MINNESOTA-DULUTH	T 2-2
Oct. 17	MINNESOTA-DULUTH	W 3-1
Oct. 23	ST. CLOUD STATE	W 3-0
Oct. 24	@ St. Cloud State	L 5-6
Oct. 30	@ Wisconsin	W 3-2
Oct. 31	@ Wisconsin	W 3-2
Nov. 6	COLORADO COLLEGE	L 1-7
Nov. 7	COLORADO COLLEGE	L 1-6
Nov. 13	NORTH DAKOTA	T 4-4
Nov. 14	NORTH DAKOTA	L 3-5
Nov. 20	@ Alaska-Anchorage	L 3-5
Nov. 21	@ Alaska-Anchorage	W 4-1
Nov. 27	#MICHIGAN	L 2-3
Nov. 29	#MICHIGAN STATE	W 2-1
Dec. 27	#PRINCETON	L 1-4
Dec. 28	#OHIO STATE	L 5-6
Dec. 30	*IF BJORKLOVEN	L 4-6
Jan. 2	#@ Boston College	L 4-8
Jan. 3	#@ Boston College	T 3-3
Jan. 9	@ Denver (World Arena)	T 3-3
Jan. 10	@ Denver (McNichols)	L 0-5
Jan. 15	#MINNESOTA STATE-MANKATO	T 6-6
Jan. 16	#MINNESOTA STATE-MANKATO	T 2-2
Jan. 22	@ North Dakota	L 4-5
Jan. 23	@ North Dakota	L 5-6
Jan. 29	MICHIGAN TECH	W 4-2
Jan. 30	MICHIGAN TECH	W 4-2
Feb. 5	@ Colorado College	L 1-5
Feb. 6	@ Colorado College	L 1-3
Feb. 13	ALASKA-ANCHORAGE	W 5-1
Feb. 14	ALASKA-ANCHORAGE	L 2-4
Feb. 19	@ St. Cloud State	T 4-4
Feb. 20	ST. CLOUD STATE	T 2-2
Feb. 26	@ Minnesota-Duluth	7:05 p.m.
Feb. 27	@ Minnesota-Duluth	7:05 p.m.
March 5	WISCONSIN	7:05 p.m.
March 6	WISCONSIN	7:05 p.m.
March 12-14	WCHA First Round Playoffs	TBA
March 18-20	WCHA Final Five	Target Center
March 25-27	NCAA Regionals	Madison/Worcester
April 1,3	NCAA Championships	Anaheim

*-Exhibition game #-Nonconference game

LAST WEEKEND

Minnesota-Duluth: The Bulldogs were idle last weekend. UMD's last action was a split with Michigan Tech in Duluth on Feb. 12-13 (L 4-5, W 6-4)

Minnesota: The Golden Gophers gained a pair of league points with two ties in a home-and-home series with St. Cloud State University (2-2, 4-4)

Series Notes: Minnesota leads the series 24-9-1 (.721) in 34 games played in the month of February • the Golden Gophers are 8-4-1 (.654) in the last 13 meetings in Duluth • Minnesota has claimed 10 of the last 12 meetings at Mariucci Arena (10-1-1, .875) • Doug Woog is 39-16-3 (.698) in 58 career games against the Bulldogs • the Golden Gophers are 10-2-3 in 15 games decided by one goal or less in the '90s • the back-to-back shutouts by the Golden Gophers in Duluth (2-0, 7-0) on Nov. 17-18, 1995 mark the only time a road team has blanked a home team in both games of a WCHA series

Earlier This Season vs. Bulldogs: Minnesota gained three of four points in a mid-October series at Mariucci Arena, with a 2-2 tie on Friday night before a 3-1 win on Saturday evening • the Golden Gophers scored first in each game and did not trail during any point of the series • goaltender Adam Hauser stopped 16 of 17 shots in the two-goal win • UMD was 1-for-16 (.063) on the power play, while the Golden Gophers were 2-for-16 (.125) with the man advantage

Notes vs. Bulldogs: Minnesota has scored at least one goal in 24 of the last 27 regulation periods played between the two teams • junior F *Dave Spehar* (Duluth, Minn.) has scored more career goals against his hometown Bulldogs than any other opponent (10 goals in 13 games) • a total of 13 different Golden Gophers scored goals against the Bulldogs last season • Minnesota has scored 11 PPGs in the last nine games between the two teams • Minnesota has outscored UMD 23-6 in the first period of the last 11 games of the series • the games played between the two teams in October were the earliest recorded game between the two schools in history • the programs have met in two of the last four seasons in the first round of the WCHA playoffs

Career Scoring vs. Minnesota-Duluth

Player (games)	G-A--Pts	Notes
Reggie Berg (17)	9-10--19	Scored hat trick on 1/12/96
Wyatt Smith (17)	9-8--17	Scored both MN goals in 2-2 tie on 10/16/98
Dave Spehar (13)	10-3--13	Back-to-back 2g games at Mariucci last season
Mike Anderson (17)	3-6--9	Assisted on both Miskovich goals on 10/17/98
Bill Kohn (13)	0-9--9	Tied career high with 2a on 1/24/98
Rico Pagel (13)	3-5--8	Career high 3a on 1/23/98
Aaron Miskovich (8)	3-2--5	Two goals in 3-1 win on 10/17/98
Erik Westrum (9)	1-4--5	Tied career high with 2a on 3/13/98
Nate Miller (13)	3-1--4	Scored PPG in 5-0 playoff win on 3/14/98
Dylan Mills (9)	0-2--2	Assisted on first goal in 5-4 loss on 3/15/98
Stuart Senden (6)	1-0--1	Scored goal in 7-1 win on 1/23/98
Mike Lyons (13)	0-1--1	Assisted on final goal in 5-0 win on 3/14/98
Nick Angell (2)	0-1--1	First career point on 10/16/98
Jordan Leopold (2)	0-1--1	Assisted on Spehar goal in 10/17/98 win

The Last Time

Minnesota Swept A Road Series:

October 30-31, 1998 @ Wisconsin (3-2, 3-2)

Minnesota Was Swept In A Road Series:

February 5-6, 1999 @ Colorado College (5-1, 3-1)

Minnesota Swept A Home Series:

January 29-30, 1999 vs. Michigan Tech (4-2, 4-2)

Minnesota Was Swept In A Home Series:

November 6-7, 1998 vs. Colorado College (7-1, 6-1)

Minnesota Shut Out An Opponent: October 23, 1998 vs. St. Cloud State (Adam Hauser, 3-0)

An Opponent Shut Out Minnesota: January 10, 1999 @ Denver (Stephen Wagner, 5-0)

Minnesota Player Scored A Hat Trick: March 6, 1998 @ St. Cloud State (Reggie Berg, 6-2 Minnesota win)

Minnesota Player Scored A Natural Hat Trick:

December 30, 1994 @ Mariucci Arena vs. Yale (Ryan Kraft, 6-2 Minnesota win)

An Opponent Scored A Hat Trick:

January 22, 1999 @ North Dakota (Jeff Panzer, four goals, 5-4, Minnesota loss)

Minnesota Player Scored Four Goals In A Game:

February 28, 1998 @ Colorado College (Wyatt Smith, 9-6 Minnesota loss)

Minnesota Won When Trailing After Two Periods:

March 14, 1997 vs. St. Cloud State at WCHA Final Five (5-4 Minnesota overtime win/trailing 4-3 heading into third period)

Minnesota Had 50 or More Shots On Goal In A Game:

October 9, 1998 vs. St. Lawrence in Icebreaker Invitational (50 shots, 6-4 Minnesota loss)

Opponent Had 50 or More Shots On Goal In A Game:

January 31, 1997 @ North Dakota (51 shots, 6-4 Minnesota loss)

Minnesota Player Scored A Shorthanded Goal:

January 23, 1999 @ North Dakota (Aaron Miskovich, first period, 6-5 Minnesota loss)

Minnesota Won In Overtime:

March 14, 1997 vs. St. Cloud State at WCHA Final Five (5-4)

Minnesota Lost In Overtime:

March 15, 1998 @ Minnesota-Duluth (5-4)

Minnesota Tied In Overtime:

February 20, 1999 vs. St. Cloud State (2-2)

Minnesota Scored 10 Goals Or More In A Game:

November 9, 1996 vs. North Dakota (10-6 Minnesota win)

Opponent Scored 10 Goals Or More In A Game:

January 30, 1993 @ Michigan Tech (10-2 Minnesota loss)

Most Successful College Hockey Programs Of The '90s

As the decade draws to a close, the Golden Gophers still rank among the nation's most successful programs of the 10-year span. Records listed are including games through February 21, 1999:

1. Michigan	289-76-29 (.770)
2. Maine	259-75-30 (.753)
3. Boston Univ.	255-90-26 (.722)
4. Michigan State	246-104-39 (.683)
5. Clarkson	216-94-26 (.682)
6. Lake Superior St.	237-111-40 (.662)
7. New Hampshire	206-113-24 (.636)
8. MINNESOTA	236-130-33 (.633)
9. Wisconsin	218-149-13 (.590)
10. North Dakota	205-147-18 (.578)

Team Notes

They're Not Just For Father's Day Anymore: Minnesota's seventh and eighth ties of the season last weekend against St. Cloud State tied a single-season record for most deadlocks in a season. The Golden Gophers also tied eight games in the 1992-93 campaign. Before this season, the Golden Gophers had played to just one tie in their previous 106 contests.

📌 Minnesota has only two more penalties (15) than goals (13) in its last four games.

📌 The Golden Gophers' last 10 goals have been scored by 10 different players (Spehar, Anderson, Leopold, Miskovich, Westrum, Miller, Pohl, Berg, Wendell, Smith).

📌 The Golden Gophers have not allowed a power-play goal since Feb. 6 at Colorado College (four games, opponents are 0-for-11).

📌 The Golden Gophers have not won in their last nine road games (0-6-3), but has lost just one time in their last seven home contests (3-1-3).

📌 Minnesota is 10-2-5 (.735) when allowing three or fewer goals and 0-14-3 (.088) when allowing four or more goals this season.

📌 Minnesota has outscored its opponents 13-5 in the first period of wins and been outnumbered 41-17 in the first period of ties and losses this season.

Minnesota's Record When In 1998-99

Overall Record	10-16-8
WCHA Record	8-11-5
Home Record	7-8-6
Road Record	3-8-2
Neutral Site Record	0-0-0
Last 20 Games	4-10-6
Last 10 Games	3-5-2
Last 5 Games	1-2-2
Scoring A Power-Play Goal	8-8-6
Not Scoring A Power-Play Goal	2-9-2
Allowing A Power-Play Goal	5-13-5
Not Allowing A Power-Play Goal	5-3-3
Scoring A Short-Handed Goal	2-4-0
Allowing A Short-Handed Goal	0-0-0
10 Or More Penalties	3-4-3
Fewer Than 10 Penalties	7-12-5
More Penalties Than Opponent	3-7-2
Fewer Penalties Than Opponent	7-4-5
Same Amount Of Penalties	0-5-1
In One-Goal Games	4-5-0
In Two-Goal Games	3-5-0
In Three-Goal or More Games	3-6-0
In Overtime Games	0-0-8
Scoring 4 or More Goals	5-6-3
Scoring 3 or Fewer Goals	5-10-5
Scoring 3 or More Goals	9-8-5
Scoring 2 or Fewer Goals	1-8-3
Allowing 4 or More Goals	0-14-3
Allowing 3 or Fewer Goals	10-2-5
Scoring First Goal Of Game	7-7-1
Opponents Score First	3-9-7
Leading After One Period	6-2-1
Trailing After One Period	0-9-5
Tied After One Period	4-5-2
Scoring First Goal Of Second Period	7-6-3
Leading After Two Periods	7-1-1
Trailing After Two Periods	0-11-4
Tied After Two Periods	3-4-3
Scoring First Goal Of Third Period	5-4-4
Having 10-19 Shots On Goal	0-0-0
Having 20-29 Shots On Goal	3-8-0
Having 30-39 Shots On Goal	6-6-2
Having 40 or More Shots On Goal	1-2-6
Allowing Fewer Than 10 Shots On Goal	0-0-0
Allowing 10-19 Shots On Goal	2-0-0
Allowing 20-29 Shots On Goal	7-9-4
Allowing 30-39 Shots On Goal	1-6-4
Allowing 40 or More Shots On Goal	0-1-0
Outshooting Opponent	8-9-7
Opponent Outshoots Minnesota	2-7-1
Shots Are Even	0-0-0
October	5-2-1
November	2-5-1
December	0-2-0
January	2-4-4
February	1-3-2
March	0-0-0
Fridays	3-6-4
Saturdays	7-6-3
Sundays	0-3-1
Mondays	0-1-0
Series Record	3-6-5
Games Following A Win	3-6-1
Games Following A Loss	6-6-4
Games Following A Tie	1-3-3

#1 Adam Hauser

Fr., 6-2, 195, Bovey, Minn.

- √ Stopped 26 of 28 shots in Saturday's tie with SCSU
- √ Has started 28 straight games in net
- √ Has a 1.33 GAA and .945 saves percentage in his nine wins and 5.10 GAA and .831 saves percentage in his 15 losses
- √ Is 2-1-1 with seven goals allowed and .931 saves percentage in his last four Saturday games

#3 Jordan Leopold

Fr., 6-0, 195, Robbinsdale, Minn.

- √ Scored game-tying goal with 2:05 remaining in Friday's game at SCSU
- √ Has 3-9--12 at home and 3-3--6 on the road this season
- √ Is +4 in his last 11 games

#4 Dylan Mills

So., 5-11, 212, Duluth, Minn.

- √ Leads the team with a +7 rating in 18 home games - is -6 in 13 road contests

#6 Brad Timmons

Jr., 6-1, 206, Circle Pines, Minn.

- √ Played his first game as a Golden Gopher as a forward in Saturday's game vs. SCSU

#7 Erik Westrum

So., 5-11, 187, Apple Valley, Minn.

- √ Fourth on the team in overall scoring (7-19--26)
- √ Leads the team with seven assists in the team's last 10 games
- √ Had 1-2--3 in last weekend's series
- √ Leads the team with five multiple-point games since Christmas
- √ Third on the team with 92 shots on goal, and supplied career high eight shots on net in Friday's game at SCSU

#9 John Pohl

Fr., 6-0, 190, Red Wing, Minn.

- √ Second on the team by scoring on 17.2 percent of his shots on goal

#10 Mike Anderson

Sr., 6-1, 202, Bloomington, Minn.

- √ Had highest shots on goal total for a WCHA series this season with eight (four each game) last weekend vs. SCSU
- √ Scored Minnesota's opening goal in Saturday's game vs. Huskies
- √ Is +9 in Minnesota's wins and ties and -16 in the team's 15 losses - has 4-4--8 in wins and 1-3--4 in losses
- √ Fourth on the team in shots on goal (90)

#11 Erik Wendell

Fr., 6-1, 196, Maple Grove, Minn.

- √ Leads team with a +5 rating
- √ Has 71 percent of his shots on goal this season (35 of 49) in the last 15 games

#13 Nate Miller

Jr., 6-2, 200, Anoka, Minn.

- √ Has scored half (three of six) of his goals this season vs. St. Cloud State after netting a goal in Friday night's tie at NHC

#15 Stuart Senden

So., 6-0, 192, Alexandria, Minn.

- √ Will probably be sidelined for the remainder of the regular season after suffering a high ankle sprain in Friday night's game at St. Cloud State

#17 Wyatt Smith

Sr., 5-11, 205, Warroad, Minn.

- √ Leads the team in goals (17) and second on the team in total points (17-15--32)
- √ Second on the team in shots on goal (124)
- √ Notched season and career-high nine shots on goal in Saturday's game vs. SCSU at Mariucci Arena
- √ One of his pair of two-goal games this season came against UMD at Mariucci Arena (10/16/98)
- √ Held without a point in last weekend's series - does not have a goal to show for his last 20 shots on net

#19 Reggie Berg

Sr., 5-11, 185, Anoka, Minn.

- √ Leads the team in scoring (12-21--33)
- √ Leads the team in assists (21) and multiple-point games (9)
- √ Needs seven points to become the 23rd member of the Golden Gopher 150-Point Club (currently has 65-78--143 in 151 games)
- √ Leads the team in shots on goal (156)
- √ Leads the team with 5-4--9 in the last 10 games
- √ Has 6-12--18 in Minnesota's 10 wins and two ties and 6-3--9 in the team's 16 losses
- √ Minnesota is 30-3-2 in his career when Berg scores more than one point in a game
- √ Has 20-20--40 in Minnesota's last 27 wins
- √ Tied for team lead with six goals on the road this season - leads team in points on the road (6-10--16)

#27 Aaron Miskovich

So., 5-11, 188, Grand Rapids, Minn.

- √ Scored a goal, added an assist, and was +3 in Friday's game at St. Cloud State
- √ Was injured in Friday's game and was forced to sit out Saturday's contest vs. SCSU

#28 Matt Leimbek

So., 5-9, 189, Rochester, Minn.

- √ Second on the team with 4-4--8 over the last 10 games
- √ Leads the team by scoring on 19.0 percent of his shots on goal this season - has scored on four of his last eight shots on goal

#33 Dave Spehar

Jr., 5-7, 171, Duluth, Minn.

- √ Third on the team in scoring (10-17--27)
- √ Third on the team in goals (10) - all of which have come on the power play
- √ Reached the century mark for points in his career (49-52--101) with two assists in Friday's game at SCSU
- √ Had 1-2--3 and 11 shots on goal last weekend vs. SCSU
- √ Has 2-3--5 in the last four contests
- √ Is -14 in his last 19 games

DID YOU KNOW...

Minnesota has a total of just 38 penalties for 76 minutes in its last eight games - a total half of its season averages in both categories • only two times since 1950 (1973, Mike Polich, 32 pts. in 34 games; 1957, Terry Bartholome, 21 pts. in 29 games) has a Golden Gopher player led the team in scoring at the end of a season by averaging less than a point per game - currently, Reggie Berg leads the team in scoring with 33 points (12g. 21a) in 34 games • Minnesota is 75-30-10 (.696) in the history of the new Mariucci Arena, but is just 4-7-5 in its last 16 home games • after outshooting SCSU 87-52 last weekend, the Golden Gophers have now outshot the Huskies in the last nine games of the all-time series, and own a total 345-218 advantage in those contests • Minnesota has not won in the last 28 games (0-24-4) they have trailed after two periods • Minnesota's five home ties this season are a school record • Minnesota has scored on 9.8 percent of its shots on the road (43-of-437) compared to 8.3 percent (60-of-719) of its shots on goal at Mariucci Arena • Minnesota has scored two goals or fewer in 12 games this season • 13 different players have scored goals for Minnesota in its last 10 games despite a total of just 32 markers in those contests • Minnesota is 11-7-1 (.605) on Feb. 26 and 14-5-0 (.737) on Feb. 27 in school history • Minnesota is 69-23-3 (.742) in its last 95 games when scoring first, but have lost seven of its last 10 games when scoring first • the Golden Gophers have outscored their opponents 10-6 on the power play in wins, and been outnumbered 19-11 with the man advantage in losses • seven of Minnesota's 10 wins this season have been on Saturday • eight of Minnesota's 10 wins have come after the 15th of each month • Minnesota is 1-21-5 (.130) the last two seasons when trailing after one period • a total of seven Golden Gophers have been drafted by NHL organizations: Mike Anderson--Washington; Reggie Berg--Toronto; Aaron Miskovich--Colorado; Pat O'Leary--Phoenix; John Pohl--St. Louis; Wyatt Smith--Phoenix; Erik Westrum--Phoenix

About This Week's Opponent University of Minnesota-Duluth

Location: Duluth, Minn.

Founded: 1902

Enrollment: 7,600

Arena: DECC (5,335)

Rink Size: 190 x 85

Head Coach: Mike Sertich

Sertich's Career Record: 335-300-44 (.526)

Sertich At UMD: 335-300-44 (.526)

Assistant Coaches: Jim Knapp, Glenn

Kulyk, John Hydeuk

Notes: G Tony Gasparini has started the last four games in net for the ailing Brant Nicklin • C Jeff Scissons leads the Bulldogs in scoring (15-15--30 in 32 games) • the Bulldogs are 1-16-3 when their opponents score first

1998-99 WCHA STANDINGS

Team (Overall Record, win %)	GP	W	L	T	Pts	GF	GA	GDif
North Dakota (26-2-2, .900)	24	21	1	2	44	126	66	+60
Colorado College (21-10-1, .672)	24	16	8	0	32	93	62	+31
Alaska-Anchorage (13-14-5, .484)	26	10	11	5	25	56	68	-12
Wisconsin (13-16-3, .453)	24	11	11	2	24	62	68	-6
Denver (18-12-2, .593)	24	11	11	2	24	86	87	-1
Minnesota (10-16-8, .412)	24	8	11	5	21	70	83	-13
St. Cloud State (14-13-5, .516)	24	8	12	4	20	70	78	-8
Michigan Tech (9-22-1, .297)	26	9	17	0	18	64	92	-26
Minnesota-Duluth (7-21-4, .281)	24	4	16	4	12	58	81	-23

This Week In The WCHA

Friday, February 26
 Colorado College @ Alaska-Anchorage
 Denver @ St. Cloud State
 Minnesota @ Minnesota-Duluth
 Nebraska-Omaha @ Michigan Tech

Saturday, February 27
 Colorado College @ Alaska-Anchorage
 Denver @ St. Cloud State
 Minnesota @ Minnesota-Duluth
 Nebraska-Omaha @ Michigan Tech
 North Dakota @ Wisconsin

Saturday, February 28
 North Dakota @ Wisconsin

1998-99 season highs/lows

TEAM

MOST GOALS/GAME	(6) 1/15 vs. Minnesota State, Mankato
LEAST GOALS/GAME	(0) 1/10 vs. Denver
MOST ASSISTS/GAME	(10) two times, last 1/15 vs. Minnesota State, Mankato
LEAST ASSISTS/GAME	(0) 1/10 vs. Denver
MOST GOALS AGAINST/GAME	(8) 1/2 @ Boston College
LEAST GOALS AGAINST/GAME	(0) 10/23 vs. St. Cloud State
MOST ASSISTS AGAINST/GAME	(13) 11/6 vs. Colorado College
LEAST ASSISTS AGAINST/GAME	(0) 10/23 vs. St. Cloud State
MOST GOALS/PERIOD	(4) two times, last 1/15 vs. MN State, Mankato - third period
MOST GOALS AGAINST/PERIOD	(5) 1/2 @ Boston College - third period
MOST POWER PLAY GOALS/GAME	(3) two times, last 1/15 vs. Minnesota State, Mankato
MOST POWER PLAY GOALS ALLOWED/GAME	(3) 1/23 @ North Dakota
MOST SHOTS ON GOAL/GAME	(50) 10/9 vs. St. Lawrence
LEAST SHOTS ON GOAL/GAME	(20) 11/29 vs. Michigan State
MOST SHOTS AGAINST/GAME	(40) 1/23 @ North Dakota
LEAST SHOTS AGAINST/GAME	(17) 10/17 vs. Minnesota-Duluth
MOST SHOTS ON GOAL/PERIOD	(22) 10/9 vs. St. Lawrence
MOST SHOTS AGAINST/PERIOD	(20) 11/13 vs. North Dakota - first period
MOST PENALTIES/GAME	(18) 1/2 @ Boston College
LEAST PENALTIES/GAME	(2) two times, last 2/14 vs. Alaska-Anchorage
MOST PIM/GAME	(68) 1/2 @ Boston College
LEAST PIM/GAME	(4) two times, last 2/14 vs. Alaska-Anchorage
MOST OPP. PENALTIES/GAME	(18) 10/30 @ Wisconsin
LEAST OPP. PENALTIES/GAME	(1) 2/14 vs. Alaska-Anchorage
MOST OPP. PIM/GAME	(47) 10/30 @ Wisconsin
LEAST OPP. PIM/GAME	(2) 2/14 vs. Alaska-Anchorage
QUICKEST TWO GOALS	(0:18) 10/10 vs. Ohio State - second period (Berg, Miskovich)
QUICKEST THREE GOALS	(6:05) 12/28 vs. Ohio State - third period (Spehar, N. Miller, Timmons)

Woog's Window

Minnesota Head Coach Doug Woog has produced unparalleled numbers as the man behind the Golden Gopher bench over the last 14 seasons. Entering Friday's game, Woog has a career record of 384-184-39 (.665) overall and a WCHA mark of 278-127-34 (.672). Minnesota has appeared in the NCAA Tournament in 12 of Woog's 13 seasons and has finished first or second in the WCHA in 11 of his 13 campaigns. Among Woog's regular media appearances are: WCCO-AM (830) with Mike Max, Mondays and Fridays at 6:35 p.m. KSTP-AM (1500) with Pat Reusse and Joe Soucheray, Saturday mornings at 11 a.m., Thursday morning at 7:45 a.m., and the postgame show. KARE-TV (Ch. 11) Gopher Sports Extra on selected Saturdays at 11:05 p.m.

In The Training Room

Player (injury)	Weekend Status
Erik Day (knee)	out
Stuart Senden (ankle)	out
Aaron Miskovich (shoulder)	questionable

wcha players of the week

OFFENSIVE PLAYER OF THE WEEK	
October 19	Aaron Miskovich (vs.UMD)
February 1	Matt Leimbek (vs. MTU)

ROOKIE OF THE WEEK	
November 2	Adam Hauser (@WIS)

INDIVIDUAL

GOALS/GAME	(2) six times, last Westrum and Smith on 1/15 vs. MN State, Mankato
GOALS/PERIOD	(2) three times, last Erik Westrum on 1/15 vs. MN State - third period
ASSISTS/GAME	(3) two times, last Jordan Leopold, 1/15 vs. MN State, Mankato
ASSISTS/PERIOD	(2) nine times, last Rico Pagel, 1/30 vs. Michigan Tech - third period
POINTS/GAME	(4) Erik Westrum (2-2--4), 1/15 vs. Minnesota State, Mankato
POINTS/PERIOD	(3) 22 times, last Miskovich on 2/19 at St. Cloud State - third period
PENALTIES/GAME	(4) Erik Westrum, 1/10 @ Denver
PIM/GAME	(16) Erik Westrum, 1/10 @ Denver
SHOTS ON GOAL/GAME	(9) four times, last Wyatt Smith, 2/20 vs. St. Cloud State
SAVES/GAME	(34) Adam Hauser, 1/23 @ North Dakota
+/- RATING/GAME	(+3) Aaron Miskovich, 2/19 vs. St. Cloud State

quick stats by series

	IB	UMD	SCSU	@WIS	CC	UND	@UAA	SHOW	MAR	@BC	@DU	MSU	@UND	MTU	@CC	UAA	SCSU	@UMD	WIS
Hauser	L 6g 18s	W 1g 16s	W 0g 26s	2W 4g 48s	2L 13g 37s	L T 8g 58s	W L 5g 51s	LW 4g 49s	2L 9g 51s	L T 11g 60s	TL 7g 41s	2T 8g 45s	2L 11g 45s	2W 4g 42s	2L 7g 50s	WL 5g 38s	2T 6g 46s		
Nenovich	0-0-0	0-0-0	0-0-0	dnp	0-0-0	0-0-0	0-0-0	0-0-0	0-0-0	0-0-0	dnp	dnp	dnp	0-0-0	0-0-0	dnp	dnp		
Leopold	0-2-2	0-1-1	0-3-3	0-1-1	0-1-1	1-0-1	2-0-2	2-0-2	dnp	dnp	0-0-0	0-3-3	0-0-0	0-0-0	0-0-0	0-1-1	1-0-1		
Mills	0-0-0	0-1-1	0-1-1	0-0-0	0-0-0	2-0-2	0-2-2	0-1-1	0-1-1	0-0-0	0-0-0	0-1-1	0-0-0	0-0-0	0-1-1	dnp	0-0-0		
Trebil	dnp	0-0-0	0-0-0	0-0-0	0-0-0	0-1-1	0-0-0	dnp	0-0-0	1-0-1	0-0-0	0-1-1	0-0-0	0-0-0	dnp	0-0-0	dnp		
Timmons	0-1-1	dnp	dnp	dnp	dnp	dnp	0-1-1	0-0-0	1-0-1	0-0-0	0-0-0	0-0-0	0-0-0	dnp	dnp	0-0-0	0-0-0		
Westrum	1-0-1	0-1-1	0-1-1	2-0-2	0-0-0	0-1-1	0-0-0	0-1-1	0-2-2	1-3-4	0-1-1	2-2-4	0-3-3	0-0-0	0-1-1	0-1-1	1-2-3		
Pohl	0-1-1	0-0-0	0-0-0	1-0-1	0-0-0	0-0-0	0-0-0	0-1-1	1-1-2	1-0-1	0-1-1	0-0-0	0-1-1	1-0-1	0-0-0	1-1-2	0-0-0		
Anderson	0-1-1	0-2-2	1-0-1	0-1-1	0-0-0	0-0-0	0-0-0	1-1-2	0-0-0	1-0-1	0-0-0	0-0-0	1-0-1	1-0-1	0-1-1	1-1-2	1-0-1		
Wendell	0-0-0	0-0-0	1-0-1	0-0-0	1-1-2	0-0-0	0-1-1	0-0-0	0-0-0	0-0-0	0-1-1	0-0-0	1-0-1	0-1-1	0-0-0	1-0-1	0-0-0		
Meyer	0-0-0	0-0-0	0-0-0	0-0-0	0-0-0	0-0-0	1-1-2	0-0-0	0-1-1	0-0-0	0-0-0	1-0-1	dnp	1-0-1	0-0-0	0-0-0	0-1-1		
N. Miller	1-1-2	0-1-1	2-0-2	0-0-0	0-0-0	1-0-1	0-0-0	0-0-0	1-1-2	0-1-1	0-0-0	0-0-0	0-1-1	0-1-1	0-0-0	0-0-0	1-0-1		
C. Miller	0-0-0	0-0-0	dnp	dnp	dnp	dnp	dnp	dnp	dnp	dnp	dnp	dnp	dnp	dnp	dnp	dnp	dnp		
Senden	0-0-0	0-0-0	0-0-0	0-0-0	1-0-1	0-0-0	0-0-0	0-0-0	1-0-1	0-1-1	1-0-1	1-0-1	0-1-1	0-1-1	0-1-1	0-0-0	0-0-0		
Smith	1-2-3	2-0-2	2-0-2	0-2-2	0-1-1	1-2-3	2-1-3	1-1-2	1-2-3	1-0-1	1-0-1	2-1-3	1-1-2	1-0-1	0-0-0	1-2-3	0-0-0		
Berg	2-2-4	0-2-2	1-0-1	1-2-3	0-0-0	1-2-3	2-2-4	0-0-0	0-0-0	0-3-3	0-2-2	0-2-2	2-0-2	1-2-3	0-0-0	2-1-3	0-1-1		
Lyons	0-0-0	0-0-0	0-0-0	0-0-0	0-0-0	0-1-1	0-2-2	0-0-0	0-0-0	0-0-0	1-0-1	0-0-0	0-1-1	0-0-0	0-0-0	0-0-0	0-0-0		
Kohn	0-1-1	0-0-0	0-1-1	0-0-0	0-0-0	0-0-0	0-0-0	0-0-0	0-0-0	0-1-1	0-0-0	0-0-0	1-0-1	0-0-0	0-0-0	0-0-0	0-0-0		
O'Leary	0-0-0	0-0-0	0-0-0	0-0-0	0-1-1	dnp	dnp	dnp	dnp	dnp	dnp	0-0-0	0-0-0	dnp	dnp	dnp	dnp		
Angell	0-0-0	0-1-1	0-1-1	0-2-2	0-0-0	dnp	dnp	dnp	0-0-0	1-0-1	0-0-0	0-0-0	0-1-1	0-1-1	0-0-0	0-0-0	0-0-0		
Miskovich	2-0-2	2-0-2	0-0-0	0-0-0	0-0-0	1-1-2	0-0-0	0-0-0	0-1-1	0-2-2	0-0-0	1-0-1	1-2-3	0-1-1	1-0-1	0-0-0	1-1-2		
Leimbek	0-0-0	0-0-0	dnp	0-0-0	0-0-0	0-0-0	0-2-2	0-0-0	dnp	dnp	dnp	0-1-1	1-1-2	2-3-5	1-0-1	0-0-0	0-0-0		
Pagel	0-1-1	0-1-1	0-0-0	dnp	dnp	dnp	dnp	0-0-0	0-1-1	1-1-2	0-0-0	0-0-0	dnp	1-3-4	0-0-0	0-1-1	0-1-1		
Spehar	1-1-2	1-0-1	1-2-3	2-1-3	0-0-0	0-5-5	0-0-0	0-1-1	1-2-3	0-0-0	0-0-0	1-1-2	1-0-1	0-1-1	0-0-0	1-1-2	1-2-3		

Playoff Picture

With two weeks remaining in the regular season, the race is on for the final few home ice positions in the first round of the WCHA playoffs. A total of five points separates the five teams from third to seventh place in the standings. Here is a breakdown of the schedules for the teams remaining in the hunt for the third, fourth and fifth spots (points in parenthesis):

3. Alaska-Anchorage (25): vs. CC, idle
- 4t. Wisconsin (24): vs. UND, @ MN
- 4t. Denver (24): @ SCSU, vs. MTU
6. Minnesota (21): @ UMD, vs. WIS
7. St. Cloud State (20): vs. DU, @ UND

The league tiebreaking procedure for teams tied for a position at the end of the regular season are:

- (1) head-to-head record
- (2) total league wins
- (3) least number of goals scored against in the head-to-head meetings
- (4) greatest winning margin (goal differential) in all league games

Most Likely Scenarios To:

Catch Alaska-Anchorage - UAA gets swept by CC, MN needs a minimum of a split in its remaining four games **OR** UAA splits with CC, MN needs to win three of its final four games (MN would have third tiebreaker)

Catch Wisconsin - Stay within three points of UW after this weekend, then need two wins on final weekend head-to-head **OR** tie or pass UW this weekend, then need a split in final series (MN would have first tiebreaker)

Catch Denver - MN needs to pass DU (DU has first tiebreaker over MN), if DU splits its final two series, MN would need to win all four remaining games to pass DU in the standings

News & Notes

Gopher Hockey Banquet Scheduled For March 7: The University of Minnesota men's hockey team will hold its annual awards banquet on Sunday, March 7 at the Radisson University Hotel in Minneapolis. The event is sponsored by the Gopher Blue Line Club. A social hour is scheduled for 1:30 p.m., followed by dinner at 2:30 p.m. and a program beginning at 3:15 p.m.

The public is invited to attend the event. Tickets can be purchased by calling the Gopher Hockey Office at (612) 625-2886.

WCHA Final Five Tickets On Sale: Ticket packages for the 1999 WCHA Final Five at Target Center in Minneapolis, Minn., are currently on sale. Ticket packages include tickets for all five tournament sessions, and are priced at \$76.25 per person. Ticket packages may be purchased at the Target Center ticket office, any Ticketmaster location, or by calling Ticketmaster at (612) 989-5151. To purchase tickets for groups of 20 or more, call the Target Center Group Sales Office at (612) 673-1311.

goal breakdown

	Last Wknd	Last 5 Gms	Season
5-on-5	4	9	59
6-on-5	0	1	3
4-on-4	0	0	5
PPG	2	3	30
SHG	0	0	6
ENG	0	0	0

Scoring Sooner Or Later

Minnesota scored two of its six goals on the weekend against SCSU in the first two or final two minutes of a period, while the Huskies opened the scoring in Friday night's game with a marker just 0:26 into the game. On the season, opponents have scored 31 goals against the Golden Gophers in the first two or final two minutes of a period, with 16 of those tallies either tying the game or giving the opponent the lead. By contrast, Minnesota has scored 19 times in the first two or last two minutes of a period, with eight of those goals either giving the team a tie or lead.

multiple-point games

Player(games)	Last Time	Record
Berg (9)	2/13 vs. UAA (1g, 1a)	5-2-2
Spehar (8)	2/19 @ SCSU (2a)	1-4-3
Smith (7)	2/13 vs. UAA (1g, 1a)	3-1-3
Westrum (5)	2/19 @ SCSU (1g, 1a)	0-3-2
Miskovich (4)	2/19 @ SCSU (1g, 1a)	1-2-1
Leimbek (3)	1/30 vs. MTU (1g, 1a)	2-1-0
Leopold (3)	1/15 vs. MSU (3a)	0-2-1
N. Miller (2)	10/24 @ SCSU (2g)	1-1-0
Anderson (2)	2/13 vs. UAA (1g, 1a)	2-0-0
Pagel (2)	1/30 vs. MTU (2a)	2-0-0
Mills (1)	11/21 @ UAA (2a)	1-0-0
Senden (1)	1/2 @ BC (2a)	0-1-0

University of Minnesota
1998-99 Men's Ice Hockey Statistics
WCHA Games Only

Golden Gophers	GP/ GS	G	A	Pts	+ / -	Sht	Sht %	Pen/	Min	PP	SH	EN	GW	GT	HT
Reggie Berg	24/ 15	10	14	24	-2	100	10.0	13/	26	0	1	0	2	1	0
Wyatt Smith	24/ 11	11	9	20	-9	81	13.6	11/	22	4	2	1	1	0	0
Dave Spehar	23/ 4	7	12	19	-12	67	10.4	12/	24	7	0	0	1	1	0
Erik Westrum	22/ 12	3	11	14	-10	55	5.5	13/	45	3	0	0	1	0	0
Aaron Miskovich	23/ 9	6	5	11	-4	67	9.0	6 /	12	1	2	0	1	0	0
Jordan Leopold	24/ 15	4	7	11	0	49	8.2	8 /	16	1	0	0	0	1	0
Mike Anderson	24/ 4	5	5	10	-5	66	7.6	12/	24	0	0	0	1	0	0
Matt Leimbek	17/ 0	4	6	10	2	16	25.0	3 /	6	3	0	0	1	0	0
Erik Wendell	23/ 4	4	4	8	5	33	12.1	13/	26	0	0	0	0	0	0
Nate Miller	24/ 13	4	3	7	-8	45	8.9	17/	42	2	0	0	0	0	0
Dylan Mills	21/ 5	2	5	7	-1	26	7.7	8 /	16	1	0	0	0	0	0
Rico Pagel	14/ 0	1	6	7	5	22	4.5	2 /	4	0	0	0	0	0	0
John Pohl	23/ 3	3	3	6	-9	20	15.0	5 /	10	0	0	0	0	0	0
Nick Angell	20/ 2	0	6	6	-9	21	0.0	5 /	13	0	0	0	0	0	0
Stuart Senden	22/ 2	2	3	5	1	26	7.7	3 /	6	0	0	0	0	0	0
Mike Lyons	24/ 4	1	4	5	-6	28	3.6	12/	24	0	0	0	0	0	0
Doug Meyer	19/ 0	2	2	4	-5	15	13.3	5 /	10	0	0	0	0	0	0
Bill Kohn	24/ 17	1	2	3	-6	25	4.0	18/	47	0	0	0	0	0	0
Brad Timmons	5/ 0	0	1	1	0	1	0.0	1 /	2	0	0	0	0	0	0
Pat O'Leary	8/ 0	0	1	1	-5	4	0.0	1 /	2	0	0	0	0	0	0
Ryan Trebil	15/ 0	0	1	1	-3	10	0.0	11/	22	0	0	0	0	0	0
Mark Nenovich	8/ 0	0	0	0	1	4	0.0	5 /	10	0	0	0	0	0	0
Adam Hauser	22/ 22	0	0	0	0	0	0.0	1 /	2	0	0	0	0	0	0
Cory Miller	1/ 0	0	0	0	0	2	0.0	2 /	4	0	0	0	0	0	0
Willy Marvin	3/ 2	0	0	0	0	0	0.0	0 /	0	0	0	0	0	0	0
Team	4/ 0	0	0	0	0	0	0.0	0 /	0	0	0	0	0	0	0
Rob LaRue	2/ 0	0	0	0	0	0	0.0	0 /	0	0	0	0	0	0	0
Golden Gophers	24/ 24	70	110	180		783	8.9	189/	419	22	5	1	8	3	0
Opponents	24/ 24	83	134	217		668	12.4	190/	399	19	0	4	11	2	2

Bench Penalties: Golden Gophers 2 (4 Minutes); Opponents 3 (6 Minutes)
Power Play: Golden Gophers 22/117 (18.8%); Opponents 19/117 (16.2%);

Goaltending Statistics

Golden Gophers	GP/ GS	Min	GAA	W	L	T	ENG	Sho	GA	Sv	Sv %
Rob LaRue	2 / 0	27:06	0.00	0	0	0	0	0	0	13	1.000
Adam Hauser	22/ 22	1292:12	3.25	8	10	4	0	1	70	512	.880
Willy Marvin	3 / 2	138:58	3.89	0	1	1	0	0	9	60	.870
Golden Gophers	24/ 24	1458:16	3.25	8	11	5	4	1	79	585	.881
Opponents	24/ 24	1459:12	2.84	11	8	5	1	1	69	713	.912

Statistics by Period

Goals	1	2	3	OT	Tot	Penalties	1	2	3	OT	Tot
Golden Gophers	25	24	21	0	70	Golden Gophers	65	65	58	1	189
Opponents	36	23	24	0	83	Opponents	61	73	54	2	190
Shots	1	2	3	OT	Tot	Penalty Minutes	1	2	3	OT	Tot
Golden Gophers	237	265	265	16	783	Golden Gophers	149	130	138	2	419
Opponents	220	223	208	15	666	Opponents	141	146	108	4	399

University of Minnesota
1998-99 Men's Ice Hockey Statistics
Record: 10-16- 8/ 8-11- 5 WCHA

Golden Gophers	GP/ GS	G	A	Pts	+/-	Sht	Sht %	Pen/	Min	PP	SH	EN	GW	GT	HT
Reggie Berg	34/ 22	12	21	33	-2	156	7.7	24/	56	0	1	0	2	1	0
Wyatt Smith	34/ 16	17	15	32	-12	124	13.7	14/	31	7	2	1	2	0	0
Dave Spehar	33/ 7	10	17	27	-15	86	11.6	15/	30	10	0	0	1	1	0
Erik Westrum	32/ 16	7	19	26	-9	92	7.6	18/	63	4	0	0	1	1	0
Jordan Leopold	30/ 21	6	12	18	1	71	8.5	10/	20	1	0	0	0	1	0
Aaron Miskovich	33/ 11	9	8	17	-5	81	11.1	9/	18	1	2	0	2	0	0
Mike Anderson	34/ 7	7	7	14	-5	90	7.8	25/	58	0	1	0	1	0	0
Nate Miller	34/ 15	6	6	12	-10	60	10.0	23/	62	2	0	0	0	0	0
John Pohl	33/ 3	5	6	11	-8	29	17.2	6/	12	0	0	0	0	0	0
Matt Leimbek	20/ 0	4	7	11	3	21	19.0	4/	8	3	0	0	1	0	0
Rico Pagel	23/ 1	2	9	11	2	39	5.1	3/	6	0	0	0	0	1	0
Dylan Mills	31/ 9	2	8	10	1	39	5.1	14/	28	1	0	0	0	0	0
Stuart Senden	31/ 3	4	5	9	3	41	9.8	5/	10	0	0	0	0	0	0
Erik Wendell	32/ 5	4	4	8	5	49	8.2	19/	38	0	0	0	0	0	0
Nick Angell	28/ 4	1	6	7	-15	31	3.2	7/	17	1	0	0	0	0	0
Doug Meyer	27/ 1	3	3	6	-7	20	15.0	5/	10	0	0	0	0	0	0
Bill Kohn	34/ 23	1	4	5	-4	45	2.2	27/	65	0	0	0	0	0	0
Mike Lyons	34/ 6	1	4	5	-9	41	2.4	18/	52	0	0	0	0	0	0
Brad Timmons	10/ 0	1	2	3	1	5	20.0	3/	6	0	0	0	0	0	0
Ryan Trebil	20/ 0	1	2	3	-5	17	5.9	16/	40	0	0	0	0	0	0
Pat O'Leary	10/ 0	0	1	1	-4	5	0.0	3/	6	0	0	0	0	0	0
Mark Nenovich	13/ 0	0	0	0	0	8	0.0	9/	18	0	0	0	0	0	0
Adam Hauser	31/ 31	0	0	0	0	0	0.0	3/	6	0	0	0	0	0	0
Cory Miller	2/ 0	0	0	0	0	6	0.0	3/	6	0	0	0	0	0	0
Willy Marvin	4/ 3	0	0	0	0	0	0.0	0/	0	0	0	0	0	0	0
Team	5/ 0	0	0	0	0	0	0.0	0/	0	0	0	0	0	0	0
Rob LaRue	2/ 0	0	0	0	0	0	0.0	0/	0	0	0	0	0	0	0
Golden Gophers	34/ 34	103	166	269		1156	8.9	286/	672	30	6	1	10	5	0
Opponents	34/ 34	125	194	319		953	13.1	293/	656	30	1	5	16	3	3

Bench Penalties: Golden Gophers 3 (6 Minutes); Opponents 4 (8 Minutes)
Power Play: Golden Gophers 30/173 (17.3%); Opponents 30/167 (18.0%);

Goaltending Statistics

Golden Gophers	GP/ GS	Min	GAA	W	L	T	ENG	Sho	GA	Sv	Sv %
Rob LaRue	2 / 0	27:06	0.00	0	0	0	0	0	0	13	1.000
Adam Hauser	31/ 31	1841:33	3.52	9	15	7	0	1	108	735	.872
Willy Marvin	4 / 3	198:58	3.62	1	1	1	0	0	12	80	.870
Golden Gophers	34/ 34	2067:37	3.48	10	16	8	5	1	120	828	.873
Opponents	34/ 34	2073:20	2.95	16	10	8	1	1	102	1053	.912

Statistics by Period

Goals	1	2	3	OT	Tot	Penalties	1	2	3	OT	Tot
Golden Gophers	30	35	38	0	103	Golden Gophers	96	87	94	9	286
Opponents	46	39	40	0	125	Opponents	92	98	94	9	293
Shots	1	2	3	OT	Tot	Penalty Minutes	1	2	3	OT	Tot
Golden Gophers	344	397	391	241	156	Golden Gophers	214	174	258	26	672
Opponents	308	339	289	15	951	Opponents	203	215	220	18	656

University of Minnesota
1998-99 Men's Ice Hockey Statistics
Record: 10-16- 8/ 8-11- 5 WCHA

Date	Opponent	Score	Record	Site	Attend	Goaltender of Record	
10/ 9	St. Lawrence	4 - 6 L	0- 1	H Mariucci Arena	9456	Adam Hauser	0- 1- 0
10/10	Ohio State	W 4 - 3	1- 1	H Mariucci Arena	9467	Willy Marvin	1- 0- 0
10/16	*Minnesota-Duluth	2 - 2 T OT	1- 1- 1	H Mariucci Arena	9791	Willy Marvin	1- 0- 1
10/17	*Minnesota-Duluth	W 3 - 1	2- 1- 1	H Mariucci Arena	9787	Adam Hauser	1- 1- 0
10/23	*St. Cloud State	W 3 - 0	3- 1- 1	H Mariucci Arena	9790	Adam Hauser	2- 1- 0
10/24	*St. Cloud State	5 - 6 L	3- 2- 1	A St. Cloud, Minn.	7051	Willy Marvin	1- 1- 1
10/30	*Wisconsin	W 3 - 2	4- 2- 1	A Madison, Wis.	13057	Adam Hauser	3- 1- 0
10/31	*Wisconsin	W 3 - 2	5- 2- 1	A Madison, Wis.	14059	Adam Hauser	4- 1- 0
11/ 6	*Colorado College	1 - 7 L	5- 3- 1	H Mariucci Arena	9776	Adam Hauser	4- 2- 0
11/ 7	*Colorado College	1 - 6 L	5- 4- 1	H Mariucci Arena	9841	Adam Hauser	4- 3- 0
11/13	*North Dakota	4 - 4 T OT	5- 4- 2	H Mariucci Arena	9860	Adam Hauser	4- 3- 1
11/14	*North Dakota	3 - 5 L	5- 5- 2	H Mariucci Arena	9908	Adam Hauser	4- 4- 1
11/20	*Alaska-Anchorage	3 - 5 L	5- 6- 2	A Anchorage, Alaska	3882	Adam Hauser	4- 5- 1
11/21	*Alaska-Anchorage	W 4 - 1	6- 6- 2	A Anchorage, Alaska	4733	Adam Hauser	5- 5- 1
11/27	Michigan	2 - 3 L	6- 7- 2	H Mariucci Arena	9822	Adam Hauser	5- 6- 1
11/29	Michigan State	W 2 - 1	7- 7- 2	H Mariucci Arena	9563	Adam Hauser	6- 6- 1
12/27	Princeton	1 - 4 L	7- 8- 2	H Mariucci Arena	9829	Adam Hauser	6- 7- 1
12/28	Ohio State	5 - 6 L	7- 9- 2	H Mariucci Arena	9648	Adam Hauser	6- 8- 1
1/ 2	Boston College	4 - 8 L	7-10- 2	A Boston, Mass.	4124	Adam Hauser	6- 9- 1
1/ 3	Boston College	3 - 3 T OT	7-10- 3	A Boston, Mass.	3234	Adam Hauser	6- 9- 2
1/ 9	*Denver	3 - 3 T OT	7-10- 4	A Colo. Springs, Colo.	1243	Adam Hauser	6- 9- 3
1/10	*Denver	0 - 5 L	7-11- 4	A Denver, Colo.	3738	Adam Hauser	6-10- 3
1/15	Minn. State, Mankato	6 - 6 T OT	7-11- 5	H Mariucci Arena	9816	Adam Hauser	6-10- 4
1/16	Minn. State, Mankato	2 - 2 T OT	7-11- 6	H Mariucci Arena	9807	Adam Hauser	6-10- 5
1/22	*North Dakota	4 - 5 L	7-12- 6	A Grand Forks, N.D.	6067	Adam Hauser	6-11- 5
1/23	*North Dakota	5 - 6 L	7-13- 6	A Grand Forks, N.D.	6067	Adam Hauser	6-12- 5
1/29	*Michigan Tech	W 4 - 2	8-13- 6	H Mariucci Arena	9731	Adam Hauser	7-12- 5
1/30	*Michigan Tech	W 4 - 2	9-13- 6	H Mariucci Arena	9814	Adam Hauser	8-12- 5
2/ 5	*Colorado College	1 - 5 L	9-14- 6	A Colo. Springs, Colo.	7181	Adam Hauser	8-13- 5
2/ 6	*Colorado College	1 - 3 L	9-15- 6	A Colo. Springs, Colo.	7296	Adam Hauser	8-14- 5
2/13	*Alaska-Anchorage	W 5 - 1	10-15- 6	H Mariucci Arena	9808	Adam Hauser	9-14- 5
2/14	*Alaska-Anchorage	2 - 4 L	10-16- 6	H Mariucci Arena	9716	Adam Hauser	9-15- 5
2/19	*St. Cloud State	4 - 4 T OT	10-16- 7	A St. Cloud, Minn.	6587	Adam Hauser	9-15- 6
2/20	*St. Cloud State	2 - 2 T OT	10-16- 8	H Mariucci Arena	9835	Adam Hauser	9-15- 7

*-WCHA Game

Record	W	L	T	Pct	Attendance #	Total	Avg	
All Games	10	16	8	.412	Home	20	195065	9753
WCHA	8	11	5	.438	Away	14	88319	6308
Home	7	8	5	.475	Neutral	0	0	0
Away	3	8	3	.321	Total	34	283384	8335
Neutral	0	0	0	.000				
Ahead After 1 Period	5	2	2	.667				
Behind After 1 Period	0	9	5	.179				
Tied After 1 Period	5	5	1	.500				
Ahead After 2 Periods	7	1	1	.833				
Behind After 2 Periods	0	11	4	.133				
Tied After 2 Periods	3	4	3	.450				
Score First	7	7	1	.500				
Do Not Score First	3	9	7	.342				
Overtime Games	0	0	8	.500				

MINNESOTA HOCKEY CAREER STATS

Note: Current players are listed who have played more than one full season of college hockey. Totals are updated through the St. Cloud State series.

#4 • Dylan Mills

Year	GP	G	A	TP	P/PIM	PP	GW	SH	HT
97-98	39	1	10	11	16/32	0	0	0	0
98-99	31	2	8	10	14/28	1	0	0	0
Total	70	3	18	21	30/60	1	0	0	0

#7 • Erik Westrum

Year	GP	G	A	TP	P/PIM	PP	GW	SH	HT
97-98	39	6	12	18	20/43	1	1	1	0
98-99	32	7	19	26	18/63	4	1	0	0
Total	71	13	31	44	38/106	5	2	1	0

#14 • Cory Miller

Year	GP	G	A	TP	P/PIM	PP	GW	SH	HT
96-97	11	1	0	1	0/0	0	0	0	0
97-98	22	0	0	0	11/30	0	0	0	0
98-99	2	0	0	0	3/6	0	0	0	0
Total	35	1	0	1	14/36	0	0	0	0

#19 • Reggie Berg

Year	GP	G	A	TP	P/PIM	PP	GW	SH	HT
95-96	40	23	11	34	29/69	2	2	1	2
96-97	38	11	26	37	20/48	3	1	0	0
97-98	39	20	19	39	22/55	5	1	1	0
98-99	34	12	21	33	24/56	0	2	1	0
Total	151	66	77	143	95/228	10	6	3	2

#27 • Aaron Miskovich

Year	GP	G	A	TP	P/PIM	PP	GW	SH	HT
97-98	28	4	8	12	7/14	1	0	1	0
98-99	33	9	8	17	9/18	1	2	2	0
Total	61	13	16	29	16/32	2	2	3	0

#33 • Dave Spehar

Year	GP	G	A	TP	P/PIM	PP	GW	SH	HT
96-97	40	20	17	37	15/30	11	5	0	0
97-98	39	19	18	37	17/34	8	2	0	0
98-99	33	10	17	27	15/30	10	1	0	0
Total	112	49	52	101	47/94	29	8	0	0

#5 • Ryan Trebil

Year	GP	G	A	TP	P/PIM	PP	GW	SH	HT
96-97	8	0	0	0	4/8	0	0	0	0
97-98	39	2	3	5	37/96	0	0	0	0
98-99	20	1	2	3	16/40	0	0	0	0
Total	67	3	5	8	57/144	0	0	0	0

#10 • Mike Anderson

Year	GP	G	A	TP	P/PIM	PP	GW	SH	HT
95-96	28	3	6	9	20/51	0	1	0	0
96-97	42	9	11	20	19/46	1	0	0	0
97-98	31	12	13	25	23/62	3	0	0	0
98-99	34	7	7	14	25/58	0	1	1	0
Total	135	31	37	68	87/217	4	2	1	0

#15 • Stuart Senden

Year	GP	G	A	TP	P/PIM	PP	GW	SH	HT
97-98	32	5	3	8	9/18	0	0	0	0
98-99	31	4	5	9	5/10	0	0	0	0
Total	63	9	8	17	14/28	0	0	0	0

#21 • Mike Lyons

Year	GP	G	A	TP	P/PIM	PP	GW	SH	HT
96-97	32	1	5	6	23/68	0	0	0	0
97-98	38	1	12	13	30/60	0	0	0	0
98-99	34	1	4	5	18/52	0	0	0	0
Total	104	3	21	24	71/180	0	0	0	0

#28 • Matt Leimbek

Year	GP	G	A	TP	P/PIM	PP	GW	SH	HT
97-98	39	0	5	5	8/24	0	0	0	0
98-99	20	4	7	11	4/8	3	1	0	0
Total	59	4	12	16	12/32	3	1	0	0

#35 • Erik Day

Year	G	W-L-T	MIN	GA	GAA	SV	SV%
96-97	5	3-1-0	240	4	1.00	86	.956
97-98	9	3-2-0	389	24	3.70	144	.857
98-99	0	0-0-0	0	0	x.xx	0	.xxx
Total	14	6-3-0	629	28	2.67	230	.891

#6 • Brad Timmons

Year	GP	G	A	TP	P/PIM	PP	GW	SH	HT	
95-96	32	1	2	3	25/61	0	0	0	0	
96-97	17	0	0	0	7/14	0	0	0	0	
97-98	transfer rule - sat out season									
98-99	10	1	2	3	3/6	0	0	0	0	
Total	59	2	4	6	35/81	0	0	0	0	

#13 • Nate Miller

Year	GP	G	A	TP	P/PIM	PP	GW	SH	HT
96-97	40	5	9	14	14/36	0	3	0	0
97-98	39	8	6	14	21/42	2	0	0	0
98-99	34	6	6	12	23/62	2	0	0	0
Total	113	19	21	40	58/140	4	3	0	0

#17 • Wyatt Smith

Year	GP	G	A	TP	P/PIM	PP	GW	SH	HT
95-96	32	4	5	9	16/32	0	1	1	0
96-97	38	16	14	30	18/44	3	4	1	0
97-98	39	24	23	47	31/62	3	3	1	2
98-99	34	17	15	32	14/31	7	2	2	0
Total	143	61	57	118	79/169	13	10	5	2

#24 • Bill Kohn

Year	GP	G	A	TP	P/PIM	PP	GW	SH	HT
95-96	7	0	2	2	4/8	0	0	0	0
96-97	42	5	10	15	40/80	2	1	0	0
97-98	36	4	16	20	35/89	1	0	0	0
98-99	34	1	4	5	27/65	0	0	0	0
Total	119	10	32	42	106/242	3	1	0	0

#29 • Rico Pagel

Year	GP	G	A	TP	P/PIM	PP	GW	SH	HT
96-97	29	5	5	10	6/12	0	0	0	0
97-98	39	8	11	19	9/18	1	2	0	0
98-99	23	2	9	11	3/6	0	0	0	0
Total	91	15	25	40	18/36	1	2	0	0

GOLDEN GOPHER HOCKEY

Weekly Release & Notes/March 1, 1999



THIS WEEKEND

WISCONSIN (14-17-3, 12-12-2) AT MINNESOTA (12-16-8, 10-11-5)

MARIUCCI ARENA/MINNEAPOLIS, MINN.

FRIDAY, MARCH 5 7:05 P.M. CST (MSC, KSTP-AM 1500)

SATURDAY, MARCH 6 7:05 P.M. CST (MSC, KSTP-AM 1500)

Series Information

Minnesota leads 127-65-13
 Last 10 games - Minnesota leads 8-2-0
 First meeting - 1/15/22, MN 3-0
 Last meeting - 10/31/98, MN 3-2
 Minnesota's longest win streak - 9
 Wisconsin's longest win streak - 5
 '90s - MN 25-8-3
 '80s - MN 35-22-2
 '70s - WIS 26-20-3
 '60s - MN 8-3-1
 '50s and '40s - did not play each other
 '30s - MN 12-4-0
 '20s - MN 27-2-4

Team Comparisons

Minnesota	PP	Wisconsin
35/187 (.187)		15/110 (.136)
27/131 (.206)	WCHA PP	12/77 (.156)
144/179 (.804)	PK	124/151 (.821)
105/129 (.814)	WCHA PK	102/123 (.829)
5-3-2 (.600)	Last 10 games	5-4-1 (.550)
7-8-5 (.475)	Home	8-9-3 (.475)
5-8-3 (.406)	Road	6-6-0 (.500)
3.25	Goals/Game	2.53
3.69	Goals Allowed/Game	2.82
8.78	Penalties/Game	7.35
34.97	Shots On Goal/Game	30.56

1998-99 SCHEDULE/RESULTS

Oct. 9	#ST. LAWRENCE	L 4-6
Oct. 10	#OHIO STATE	W 4-3
Oct. 16	MINNESOTA-DULUTH	T 2-2
Oct. 17	MINNESOTA-DULUTH	W 3-1
Oct. 23	ST. CLOUD STATE	W 3-0
Oct. 24	@ St. Cloud State	L 5-6
Oct. 30	@ Wisconsin	W 3-2
Oct. 31	@ Wisconsin	W 3-2
Nov. 6	COLORADO COLLEGE	L 1-7
Nov. 7	COLORADO COLLEGE	L 1-6
Nov. 13	NORTH DAKOTA	T 4-4
Nov. 14	NORTH DAKOTA	L 3-5
Nov. 20	@ Alaska-Anchorage	L 3-5
Nov. 21	@ Alaska-Anchorage	W 4-1
Nov. 27	#MICHIGAN	L 2-3
Nov. 29	#MICHIGAN STATE	W 2-1
Dec. 27	#PRINCETON	L 1-4
Dec. 28	#OHIO STATE	L 5-6
Dec. 30	*IF BJORKLOVEN	L 4-6
Jan. 2	#@ Boston College	L 4-8
Jan. 3	#@ Boston College	T 3-3
Jan. 9	@ Denver (World Arena)	T 3-3
Jan. 10	@ Denver (McNichols)	L 0-5
Jan. 15	#MINNESOTA STATE-MANKATO	T 6-6
Jan. 16	#MINNESOTA STATE-MANKATO	T 2-2
Jan. 22	@ North Dakota	L 4-5
Jan. 23	@ North Dakota	L 5-6
Jan. 29	MICHIGAN TECH	W 4-2
Jan. 30	MICHIGAN TECH	W 4-2
Feb. 5	@ Colorado College	L 1-5
Feb. 6	@ Colorado College	L 1-3
Feb. 13	ALASKA-ANCHORAGE	W 5-1
Feb. 14	ALASKA-ANCHORAGE	L 2-4
Feb. 19	@ St. Cloud State	T 4-4
Feb. 20	ST. CLOUD STATE	T 2-2
Feb. 26	@ Minnesota-Duluth	W 4-1
Feb. 27	@ Minnesota-Duluth	W 10-7
March 5	WISCONSIN	7:05 p.m.
March 6	WISCONSIN	7:05 p.m.
March 12-14	WCHA First Round Playoffs	Mariucci
March 18-20	WCHA Final Five	Target Center
March 25-27	NCAA Regionals	Madison/Worcester
April 1,3	NCAA Championships	Anaheim

Series Notes: The Golden Gophers have won or split the season series with the Badgers in each of the last 21 seasons (including this season). The last time Wisconsin won the season series was the 1977-78 season • the last Wisconsin win in Minneapolis was on Nov. 14, 1992 (3-2, Met Center), while the last Badger victory at Mariucci Arena was in the old Mariucci Arena on Feb. 16, 1990 (6-3) • Doug Woog is 46-17-3 (.720) against the Badgers in 66 career games • the Golden Gophers have been swept by the Badgers only one time (2/23-24/96 in Madison) in the last 13 seasons • Minnesota has won 18 of the last 23 meetings between the two teams • the last Badger sweep in Minneapolis was Dec. 3-4, 1976 (4-3 ot, 7-2)

Earlier This Season vs. Badgers: Minnesota swept Wisconsin in its initial games at the new Kohl Center • the Golden Gophers erased deficits (1-0 first night, and 2-1 second night) each night • Minnesota was 4-for-14 (.286) on the power play • the Golden Gophers out-shot the Badgers in each game • UW was whistled for nine more penalties (28-19) and 29 more penalty minutes (67-38) in the two games combined

Notes vs. Badgers: Minnesota has won five of the last six meetings, outscoring Wisconsin 23-10 in those contests • UW has been successful on just two of its last 30 (.067) power-play attempts against Minnesota

Miscellaneous: Minnesota owns an edge in the all-time series at Madison (52-41-9) and in Minneapolis (72-18-4) • in postseason play, each team claims 12 wins (12-12-0) • there have been 31 shutouts in the series, with Minnesota owning 26 • the Golden Gophers have held Badger captain Steve Reinprecht to just four assists in 10 games

Career Scoring vs. Wisconsin

Player (games)	G-A-Pts	Notes
Reggie Berg (16)	7-8--15	Factor in four goals (2g, 2a) in 11/7/97 win
Wyatt Smith (13)	6-9--15	First career hat trick on 2/7/98
Dave Spehar (10)	3-6--9	Goals in both games earlier this season
Erik Westrum (6)	2-2--4	Scored GWG on 10/31/98
Bill Kohn (9)	1-3--4	Assists in each game last season in WIS
Mike Anderson (13)	1-2--3	Scored all points in an 8-4 win on 1/19/96
Stuart Senden (6)	2-0--2	Two goals in 7-0 win on 2/7/98
Nate Miller (10)	1-1--2	Scored goal in 11/8/97 loss
Ryan Trebil (6)	1-1--2	First collegiate goal in 4-2 win on 11/7/97
Rico Pagel (10)	1-1--2	Had both points in Feb. series last season
Nick Angell (2)	0-2--2	Assists in both games in Madison
John Pohl (2)	1-0--1	Scored first collegiate goal on 10/31/98
Matt Leimbek (6)	0-1--1	Assist in 11/8/97 loss
Aaron Miskovich (6)	0-1--1	Assist on MN's first goal in 4-1 win on 2/6/98
Mike Lyons (9)	0-1--1	Assist on Senden's second goal on 2/7/98
Jordan Leopold (2)	0-1--1	Assisted on GWG on 10/30/98

*-Exhibition game #-Nonconference game

LAST WEEKEND

Wisconsin: The Badgers handed top-ranked North Dakota their first road loss of the season on Saturday (4-2) before the Sioux rebounded for a 5-2 win on Sunday

Minnesota: The Golden Gophers came up with a huge road sweep at Minnesota-Duluth (4-1, 10-7), securing home-ice advantage for the first round of the WCHA playoffs from March 12-14

The Last Time

Minnesota Swept A Road Series:

February 26-27, 1999 @ Minnesota-Duluth (4-1, 10-7)

Minnesota Was Swept In A Road Series:

February 5-6, 1999 @ Colorado College (5-1, 3-1)

Minnesota Swept A Home Series: January 29-30, 1999 vs. Michigan Tech (4-2, 4-2)

Minnesota Was Swept In A Home Series:

November 6-7, 1998 vs. Colorado College (7-1, 6-1)

Minnesota Shut Out An Opponent: October 23, 1998 vs. St. Cloud State (Adam Hauser, 3-0)

An Opponent Shut Out Minnesota: January 10, 1999 @ Denver (Stephen Wagner, 5-0)

Minnesota Player Scored A Hat Trick: February 27, 1999 @ Minnesota-Duluth (Reggie Berg, 10-7 Minnesota win)

Minnesota Player Scored A Pure Hat Trick: February 26, 1999 @ Minnesota-Duluth (Wyatt Smith, 4-1 Minnesota win)

An Opponent Scored A Hat Trick: January 22, 1999 @ North Dakota (Jeff Panzer, four goals, 5-4, Minnesota loss)

Minnesota Player Scored Four Goals In A Game: February 27, 1999 @ Minnesota-Duluth (Reggie Berg, 10-7 Minnesota win)

Minnesota Won When Trailing After Two Periods: March 14, 1997 vs. St. Cloud State at WCHA Final Five (5-4 Minnesota overtime win/trailing 4-3 heading into third period)

Minnesota Had 50 or More Shots On Goal In A Game: February 27, 1999 @ Minnesota-Duluth (54 shots, 10-7 Minnesota win)

Opponent Had 50 or More Shots On Goal In A Game: January 31, 1997 @ North Dakota (51 shots, 6-4 Minnesota loss)

Minnesota Player Scored A Shorthanded Goal: February 26, 1999 @ Minnesota-Duluth (Wyatt Smith, second period, and Erik Westrum, third period, 4-1 Minnesota win)

Minnesota Won In Overtime: March 14, 1997 vs. St. Cloud State at WCHA Final Five (5-4)

Minnesota Lost In Overtime: March 15, 1998 @ Minnesota-Duluth (5-4)

Minnesota Tied In Overtime: February 20, 1999 vs. St. Cloud State (2-2)

Minnesota Scored 10 Goals Or More In A Game: February 27, 1999 @ Minnesota-Duluth (10-7 Minnesota win)

Opponent Scored 10 Goals Or More In A Game: January 30, 1993 @ Michigan Tech (10-2 Minnesota loss)

Encore, Encore

Seniors Wyatt Smith (Warroad, Minn.) and Reggie Berg (Anoka, Minn.) have a game of "anything you can do, I can do better" on the road over the past two seasons. Last season, Smith scored four goals in a 9-6 loss at Colorado College on Feb. 28, only to have Berg notch a hat trick of his own in Minnesota's very next game - a 6-3 Golden Gopher win at St. Cloud State on March 6. Last weekend in Duluth, Smith posted his third career hat trick as the Golden Gophers won 4-1 on Friday night. Berg responded with four goals - his first four-goal game as a Golden Gopher - as Minnesota blitzed Minnesota-Duluth 10-7 on Saturday evening.

Team Notes

Minnesota's 10 goals in Saturday's win were the most scored by the squad since a 10-6 win over North Dakota on Nov. 9, 1996 at Mariucci Arena - the outburst was the Golden Gophers' most goals scored in a road game since a 10-1 win at North Dakota on March 6, 1992

Seniors accounted for eight of Minnesota's 10 goals Saturday night and 11 of 14 markers on the weekend in Duluth - Minnesota is 8-4-4 (with three one-goal losses) in games which seniors Smith, Berg, Kohn, and Anderson have combined for more than one goal

Minnesota is 8-3-3 this season against teams they are tied with or below them in the WCHA standings - the team's only two wins against a team that is higher in the league standings are against Wisconsin

Wyatt Smith's pure hat trick on Friday night against UMD was the program's first since Ryan Kraft scored three straight goals in his freshman season against Yale at Mariucci Arena in a 6-2 Minnesota win (December 30, 1994)

Minnesota has outshot its opponents in 14 straight regulation periods

Minnesota won for the first time this season when scoring four or more goals with its 10-7 Saturday night in Duluth

Minnesota finished February 3-3-2 for its first .500 or better month since a record of 5-2-1 in October

The Golden Gophers are 5-3-2 in their last 10 games after suffering through a 0-6-4 stretch in the 10 previous games

Minnesota has totalled 190 shots on goal in its last four contests, an average of 47.5 per game - on the season, the Golden Gophers have eclipsed 40 shots on goal 11 times (3-2-6 in those games)

Minnesota's Record When In 1998-99

Overall Record	12-16-8
WCHA Record	10-11-5
Home Record	7-8-6
Road Record	5-8-2
Neutral Site Record	0-0-0
Last 20 Games	5-9-6
Last 10 Games	5-3-2
Last 5 Games	2-1-2
Scoring A Power-Play Goal	9-8-6
Not Scoring A Power-Play Goal	3-9-2
Allowing A Power-Play Goal	7-13-5
Not Allowing A Power-Play Goal	5-3-3
Scoring A Short-Handed Goal	3-4-0
Allowing A Short-Handed Goal	0-0-0
10 Or More Penalties	5-4-3
Fewer Than 10 Penalties	7-12-5
More Penalties Than Opponent	3-7-2
Fewer Penalties Than Opponent	8-4-5
Same Amount Of Penalties	1-5-1
In One-Goal Games	4-5-0
In Two-Goal Games	3-5-0
In Three-Goal or More Games	5-6-0
In Overtime Games	0-0-8
Scoring 4 or More Goals	7-6-3
Scoring 3 or Fewer Goals	5-10-5
Scoring 3 or More Goals	11-8-5
Scoring 2 or Fewer Goals	1-8-3
Allowing 4 or More Goals	1-14-3
Allowing 3 or Fewer Goals	11-2-5
Scoring First Goal Of Game	9-7-1
Opponents Score First	3-9-7
Leading After One Period	7-2-1
Trailing After One Period	0-9-5
Tied After One Period	5-5-2
Scoring First Goal Of Second Period	9-6-3
Leading After Two Periods	9-1-1
Trailing After Two Periods	0-11-4
Tied After Two Periods	3-4-3
Scoring First Goal Of Third Period	7-4-4
Having 10-19 Shots On Goal	0-0-0
Having 20-29 Shots On Goal	3-8-0
Having 30-39 Shots On Goal	6-6-2
Having 40 or More Shots On Goal	3-2-6
Allowing Fewer Than 10 Shots On Goal	0-0-0
Allowing 10-19 Shots On Goal	2-0-0
Allowing 20-29 Shots On Goal	9-9-4
Allowing 30-39 Shots On Goal	1-6-4
Allowing 40 or More Shots On Goal	0-1-0
Outshooting Opponent	10-9-7
Opponent Outshoots Minnesota	2-7-1
Shots Are Even	0-0-0
October	5-2-1
November	2-5-1
December	0-2-0
January	2-4-4
February	3-3-2
March	0-0-0
Fridays	4-6-4
Saturdays	8-6-3
Sundays	0-3-1
Mondays	0-1-0
Series Record	4-6-5
Games Following A Win	4-6-1
Games Following A Loss	6-6-4
Games Following A Tie	2-3-3

Individual Notes

#1 Adam Hauser

Fr., 6-2, 195, Bovey, Minn.

- √ Stopped 28 of 29 shots in Friday's 4-1 win
- √ Has started 30 straight games in net
- √ Has a 1.82 GAA and .927 saves percentage in his 11 wins despite surrendering seven goals in Minnesota's win on Saturday

#3 Jordan Leopold

Fr., 6-0, 195, Robbinsdale, Minn.

- √ Leads Golden Gopher rookies in total points (6-13--19)

#4 Dylan Mills

So., 5-11, 212, Duluth, Minn.

- √ Leads the team with a +5 plus/minus rating
- √ Tallied three assists and was +4 in the two games in his hometown last weekend - was +8 in the four games against the Bulldogs this season

#7 Erik Westrum

So., 5-11, 187, Apple Valley, Minn.

- √ Has scored a point in four straight games
- √ Third on the team in overall scoring (8-21--29)
- √ Fired 14 shots on goal last weekend at UMD (seven each game), which was a personal career series high
- √ One of only three players on the team with 100-plus shots on goal (106)
- √ Has 5-12--17 in 15 road games and 3-9--12 in 19 home games
- √ Had 1-2--3 in last weekend for the second consecutive series

#9 John Pohl

Fr., 6-0, 190, Red Wing, Minn.

- √ Assisted on career high three goals in Saturday's 10-7 win at UMD - was his first multiple-point game as a Golden Gopher

#10 Mike Anderson

Sr., 6-1, 202, Bloomington, Minn.

- √ Has scored a goal in each of the last three weekend series
- √ Has nine of his 15 points (5g, 4a) in Golden Gopher wins and is +10 when the team wins

- √ Fourth on the team in shots on goal (94)

#11 Erik Wendell

Fr., 6-1, 196, Maple Grove, Minn.

- √ Enjoyed first career multiple-point game as a Golden Gopher with 1-1--2 in Saturday's win over UMD
- √ Tied for second on the team with a +4
- √ Has 75 percent of his shots on goal this season (43 of 57) in the last 17 games

#17 Wyatt Smith

Sr., 5-11, 205, Warroad, Minn.

- √ Leads the team in goals (21) and second on the team in total points (21-17--38)
- √ Second on the team in shots on goal (130)
- √ Notched back-to-back three point games, including his third career hat trick, in last weekend's sweep at UMD - scored three goals on Friday and added a goal and two assists in Saturday's rematch
- √ Was +5 last weekend at UMD
- √ Scored his four goals last weekend on six shots on goal - entering last weekend, he had been held scoreless on his last 20 shots on net
- √ Only Golden Gopher to average at least one point a game both at home (11-11--22) and on the road (10-6--16)
- √ Has scored goals in a variety of ways this season - eight PPG, three SHG, three GWG, and one ENG
- √ Second on the team in multiple-point games (9), and by scoring on 16.2 percent (21-of-130) of his shots on goal
- √ Finished career with totals of 23-17--40 in 32 games in the month of February

#19 Reggie Berg

Sr., 5-11, 185, Anoka, Minn.

- √ Scored career high four goals in Minnesota's 10-7 win at UMD on Saturday - chipped in two assists on the weekend for a six-point series
- √ Needs just one point to become the 23rd member of the Golden Gopher 150-Point Club (currently has 70-79--149 in 153 games)
- √ Leads the team in scoring (16-23--39)
- √ Leads the team in assists (23) and multiple-

- point games (10)

- √ Leads the team in shots on goal (174)
- √ Produced career high 11 shots on goal in Saturday's win at UMD - led the team with 18 shots on net for the weekend
- √ Leads the team with 7-6--13 in the last 10 games
- √ Posted 6-4--10 in eight February games
- √ Has 10-20--30 in Minnesota's 10 wins and eight ties and 6-3--9 in the team's 16 losses
- √ Minnesota is 31-3-2 in his career when Berg scores more than one point in a game
- √ Has 24-22--46 in Minnesota's last 29 wins
- √ Leads team in points on the road (10-12--22)

#21 Mike Lyons

Jr., 6-0, 205, St. Paul, Minn.

- √ Was +4 in last weekend's series and has been even or positive in each of the team's last seven games

#24 Bill Kohn

Sr., 6-0, 196, Roseville, Minn.

- √ Had first two-goal game of his career on Saturday night vs. UMD - was +5 on the weekend
- √ Led the team with +4 rating in the month of February, and is tied for the team lead with +5 in the last 10 games

#29 Rico Pagel

Jr., 5-10, 195, Minnetonka, Minn.

- √ Supplied personal season high for shots on goal in a WCHA series last weekend (6)
- √ Team is unbeaten in his three multiple-point games this season (3-0-0)
- √ Tied for team lead with +5 in the last 10 games

#33 Dave Spehar

Jr., 5-7, 171, Duluth, Minn.

- √ Third on the team in goals (10) - all of which have come on the power play
- √ Was +4 last weekend in the sweep at UMD
- √ Has 19 of his 28 points this season in home games (6-13--19 at home/4-5--9 on the road)

DID YOU KNOW ...

Minnesota was whistled for a season high 19 penalties for 54 minutes in Friday night's win over UMD - the Bulldogs set season highs for Golden Gopher opponent penalties and penalty minutes in a game (21/61) • on the weekend, the Golden Gophers owned a 103-57 shots on goal edge over the Bulldogs • the Golden Gophers scored their fastest three goals of the season in Friday night's 4-1 win over UMD when Smith scored two times and Westrum one time in a span of 2:23 early in the third period • the Golden Gophers have tallied eight shorthanded goals while surrendering only one this season • Minnesota and UMD scored on their first eight combined power plays in Saturday night's game in Duluth, and finished the game 9-for-12 (.750) with the man advantage - the Golden Gophers and their opponents had been a combined 5-for-49 (.102) on the power play in the six games previous to Saturday night • Minnesota has not won in the last 28 games (0-24-4) they have trailed after two periods • 15 different Golden Gophers scored at least one point in the 10-7 win last Saturday, with seven players having multiple-point games - the team had only seven multiple-point games in its previous eight contests before Saturday • Minnesota has scored on 10.6 percent of its shots on the road (57-of-540) compared to 8.3 percent (60-of-719) of its shots on goal at Mariucci Arena • Minnesota has scored two goals or fewer in 12 games this season, including its last two games at home • Minnesota has outshot its opponents in 26 of 36 games - including six straight contests - this season • Minnesota is 9-8-0 (.529) on March 5 and 12-4-1 (.735) on March 6 in school history, but have never defeated the Badgers (0-4-0) on those dates • sophomore F Rico Pagel celebrates his 21st birthday on Tuesday this week (March 2) • Minnesota is 71-23-3 (.747) in its last 95 games when scoring first • eight of Minnesota's 12 wins this season have been on Saturday • 10 of Minnesota's 12 wins have come after the 15th of each month • Minnesota is 75-30-10 (.696) in the history of the new Mariucci Arena

About This Week's Opponent University of Wisconsin

Location: Madison, Wis.

Founded: 1848

Enrollment: 40,000

Arena: Kohl Center (14,385)

Rink Size: 200 x 97

Head Coach: Jeff Sauer

Sauer's Career Record: 585-487-47 (.544)

Sauer At UW: 419-261-36 (.610)

Assistant Coaches: Pat Ford, Mark Johnson

Notes: Dustin Kuk (9-20--29) leads the

Badgers in scoring • Steve Reinprecht leads UW in goals (15) • Graham

Melanson (14-17-2, 2.75, .905) has all but one decision in the nets this season •

UW is 3-1-0 in its last four road games

1998-99 WCHA STANDINGS

Team (Overall Record, win %)	GP	W	L	T	Pts	GF	GA	GDif
North Dakota (27-3-2, .875)	26	22	2	2	46	133	72	+61
Colorado College (23-10-1, .691)	26	18	8	0	36	96	63	+33
Denver (20-12-2, .618)	26	13	11	2	28	94	92	+2
Wisconsin (14-17-3, .470)	26	12	12	2	26	68	75	-7
Minnesota (12-16-8, .444)	26	10	11	5	25	84	91	-7
Alaska-Anchorage (13-16-5, .456)	28	10	13	5	25	57	71	-14
St. Cloud State (14-15-5, .485)	26	8	14	4	20	75	86	-11
Michigan Tech (9-24-1, .279)	26	9	17	0	18	64	92	-26
Minnesota-Duluth (7-23-4, .265)	26	4	18	4	12	66	95	-29

This Week In The WCHA

Friday, March 5
 Minnesota-Duluth @ Colorado College
 St. Cloud State @ North Dakota
 Wisconsin @ Minnesota

Saturday, March 6
 Minnesota-Duluth @ Colorado College
 St. Cloud State @ North Dakota
 Wisconsin @ Minnesota
 Michigan Tech @ Denver

Sunday, March 7
 Michigan Tech @ Denver

Alaska-Anchorage is idle this weekend

1998-99 season highs/lows

TEAM

MOST GOALS/GAME	(10) 2/27 @ Minnesota-Duluth
LEAST GOALS/GAME	(0) 1/10 vs. Denver
MOST ASSISTS/GAME	(15) 2/27 @ Minnesota-Duluth
LEAST ASSISTS/GAME	(0) 1/10 vs. Denver
MOST GOALS AGAINST/GAME	(8) 1/2 @ Boston College
LEAST GOALS AGAINST/GAME	(0) 10/23 vs. St. Cloud State
MOST ASSISTS AGAINST/GAME	(13) 11/6 vs. Colorado College
LEAST ASSISTS AGAINST/GAME	(0) 10/23 vs. St. Cloud State
MOST GOALS/PERIOD	(5) 2/27 @ Minnesota-Duluth - first period
MOST GOALS AGAINST/PERIOD	(5) two times, last 2/27 @ Minnesota-Duluth - first period
MOST POWER PLAY GOALS/GAME	(5) 2/27 @ Minnesota-Duluth
MOST POWER PLAY GOALS ALLOWED/GAME	(4) 2/27 @ Minnesota-Duluth
MOST SHOTS ON GOAL/GAME	(54) 2/27 @ Minnesota-Duluth
LEAST SHOTS ON GOAL/GAME	(20) 11/29 vs. Michigan State
MOST SHOTS AGAINST/GAME	(40) 1/23 @ North Dakota
LEAST SHOTS AGAINST/GAME	(17) 10/17 vs. Minnesota-Duluth
MOST SHOTS ON GOAL/PERIOD	(25) 2/27 @ Minnesota-Duluth - first period
MOST SHOTS AGAINST/PERIOD	(20) 11/13 vs. North Dakota - first period
MOST PENALTIES/GAME	(19) 2/26 @ Minnesota-Duluth
LEAST PENALTIES/GAME	(2) two times, last 2/14 vs. Alaska-Anchorage
MOST PIM/GAME	(68) 1/2 @ Boston College
LEAST PIM/GAME	(4) two times, last 2/14 vs. Alaska-Anchorage
MOST OPP. PENALTIES/GAME	(21) 2/26 @ Minnesota-Duluth
LEAST OPP. PENALTIES/GAME	(1) 2/14 vs. Alaska-Anchorage
MOST OPP. PIM/GAME	(61) 2/26 @ Minnesota-Duluth
LEAST OPP. PIM/GAME	(2) 2/14 vs. Alaska-Anchorage
QUICKEST TWO GOALS	(0) 18) 10/10 vs. Ohio State - second period (Berg, Miskovich)
QUICKEST THREE GOALS	(2:23) 2/26 @ Minn-Duluth - third period (Smith 2, Westrum)

Woog's Window

Minnesota Head Coach Doug Woog has produced unparalleled numbers as the man behind the Golden Gopher bench over the last 14 seasons. Entering Friday's game, Woog has a career record of 386-184-39 (.666) overall and a WCHA mark of 280-127-34 (.673). Minnesota has appeared in the NCAA Tournament in 12 of Woog's 13 seasons and has finished first or second in the WCHA in 11 of his 13 campaigns. Among Woog's regular media appearances are: WCCO-AM (830) with Mike Max, Mondays and Fridays at 6:35 p.m. KSTP-AM (1500) with Pat Reusse and Joe Soucheray, Saturday mornings at 11 a.m., Thursday morning at 7:45 a.m., and the postgame show. KARE-TV (Ch. 11) Gopher Sports Extra on selected Saturdays at 11:05 p.m.

In The Training Room

Player (injury)	Weekend Status
Erik Day (knee)	out
Stuart Senden (ankle)	doubtful

wcha players of the week

OFFENSIVE PLAYER OF THE WEEK

October 19	Aaron Miskovich (vs.UMD)
February 1	Matt Leimbek (vs. MTU)

ROOKIE OF THE WEEK

November 2	Adam Hauser (@WIS)
------------	--------------------

INDIVIDUAL

GOALS/GAME	(4) Reggie Berg, 2/27 @ Minnesota-Duluth
GOALS/PERIOD	(2) five times, last Reggie Berg on 2/27 @ Minn-Duluth -second period
ASSISTS/GAME	(3) three times, last John Pohl, 2/27 @ Minnesota-Duluth
ASSISTS/PERIOD	(2) 11 times, last John Pohl, 2/27 vs. Minn-Duluth - second period
POINTS/GAME	(5) Reggie Berg (4-1--5), 2/27 @ Minnesota-Duluth
POINTS/PERIOD	(3) 24 times, last Smith and Berg on 2/27 @ Minnesota-Duluth - first period
PENALTIES/GAME	(4) Erik Westrum, 1/10 @ Denver
PIM/GAME	(16) Erik Westrum, 1/10 @ Denver
SHOTS ON GOAL/GAME	(11) Reggie Berg, 2/27 @ Minnesota-Duluth
SAVES/GAME	(34) Adam Hauser, 1/23 @ North Dakota
+/- RATING/GAME	(+3) three times, last Smith and Kohn, 2/26 @ Minn-Duluth

quick stats by series

	IB	UMD	SCSU	@WIS	CC	UND	@UAA	SHOW	MAR	@BC	@DU	MSU	@UND	MTU	@CC	UAA	SCSU	@UMD	WIS
Hauser	L 6g 18s	W 1g 16s	W 0g 26s	2W 4g 48s	2L 13g 37s	L T 8g 58s	W L 5g 51s	LW 4g 49s	2L 9g 51s	L T 11g 60s	T L 7g 41s	2T 8g 45s	2L 11g 45s	2W 4g 42s	2L 7g 50s	W L 5g 38s	2T 6g 46s	2W 8g 49s	
Nenovich	0-0-0	0-0-0	0-0-0	dnp	0-0-0	0-0-0	0-0-0	0-0-0	0-0-0	0-0-0	dnp	dnp	dnp	0-0-0	0-0-0	dnp	dnp	dnp	
Leopold	0-2-2	0-1-1	0-3-3	0-1-1	0-1-1	1-0-1	2-0-2	2-0-2	dnp	dnp	0-0-0	0-3-3	0-0-0	0-0-0	0-0-0	0-1-1	1-0-1	0-1-1	
Mills	0-0-0	0-1-1	0-1-1	0-0-0	0-0-0	2-0-2	0-2-2	0-1-1	0-1-1	0-0-0	0-0-0	0-1-1	0-0-0	0-0-0	0-1-1	dnp	0-0-0	0-3-3	
Trebil	dnp	0-0-0	0-0-0	0-0-0	0-0-0	0-1-1	0-0-0	dnp	0-0-0	1-0-1	0-0-0	0-1-1	0-0-0	0-0-0	dnp	0-0-0	dnp	dnp	
Timmons	0-1-1	dnp	dnp	dnp	dnp	dnp	0-1-1	0-0-0	1-0-1	0-0-0	dnp	0-0-0	0-0-0	0-0-0	dnp	0-0-0	0-0-0	dnp	
Westrum	1-0-1	0-1-1	0-1-1	2-0-2	0-0-0	0-1-1	0-0-0	0-1-1	0-2-2	1-3-4	0-1-1	2-2-4	0-3-3	0-0-0	0-1-1	0-1-1	1-2-3	1-2-3	
Pohl	0-1-1	0-0-0	0-0-0	1-0-1	0-0-0	0-0-0	0-0-0	0-1-1	1-1-2	1-0-1	0-1-1	0-0-0	0-1-1	1-0-1	0-0-0	1-1-2	0-0-0	0-3-3	
Anderson	0-1-1	0-2-2	1-0-1	0-1-1	0-0-0	0-0-0	0-0-0	1-1-2	0-0-0	1-0-1	0-0-0	0-0-0	1-0-1	1-0-1	0-1-1	1-1-2	1-0-1	1-0-1	
Wendell	0-0-0	0-0-0	1-0-1	0-0-0	1-1-2	0-0-0	0-1-1	0-0-0	0-0-0	0-0-0	0-1-1	0-0-0	1-0-1	0-1-1	0-0-0	1-0-1	0-0-0	1-1-2	
Meyer	0-0-0	0-0-0	0-0-0	0-0-0	0-0-0	0-0-0	1-1-2	0-0-0	0-1-1	0-0-0	0-0-0	1-0-1	dnp	1-0-1	0-0-0	0-0-0	0-1-1	0-0-0	
N. Miller	1-1-2	0-1-1	2-0-2	0-0-0	0-0-0	1-0-1	0-0-0	0-0-0	1-1-2	0-1-1	0-0-0	0-0-0	0-1-1	0-1-1	0-0-0	0-0-0	0-1-1	0-0-0	
C. Miller	0-0-0	0-0-0	dnp	dnp	dnp	dnp	dnp	dnp	dnp	dnp	dnp	dnp	dnp	dnp	dnp	dnp	dnp	dnp	
Senden	0-0-0	0-0-0	0-0-0	0-0-0	1-0-1	0-0-0	0-0-0	0-0-0	1-0-1	0-1-1	1-0-1	1-0-1	0-1-1	0-1-1	0-1-1	0-0-0	0-0-0	dnp	
Smith	1-2-3	2-0-2	2-0-2	0-2-2	0-1-1	1-2-3	2-1-3	1-1-2	1-2-3	1-0-1	1-0-1	2-1-3	1-1-2	1-0-1	0-0-0	1-2-3	0-0-0	4-2-6	
Berg	2-2-4	0-2-2	1-0-1	1-2-3	0-0-0	1-2-3	2-2-4	0-0-0	0-0-0	0-3-3	0-2-2	0-2-2	2-0-2	1-2-3	0-0-0	2-1-3	0-1-1	4-2-6	
Lyons	0-0-0	0-0-0	0-0-0	0-0-0	0-0-0	0-1-1	0-2-2	0-0-0	0-0-0	0-0-0	1-0-1	0-0-0	0-1-1	0-0-0	0-0-0	0-0-0	0-0-0	0-0-0	
Kohn	0-1-1	0-0-0	0-1-1	0-0-0	0-0-0	0-0-0	0-0-0	0-0-0	0-0-0	0-1-1	0-0-0	0-0-0	1-0-1	0-0-0	0-0-0	0-0-0	0-1-1	2-0-2	
O'Leary	0-0-0	0-0-0	0-0-0	0-0-0	0-1-1	dnp	dnp	dnp	dnp	dnp	dnp	0-0-0	0-0-0	dnp	dnp	dnp	0-0-0	0-1-1	
Angell	0-0-0	0-1-1	0-1-1	0-2-2	0-0-0	dnp	dnp	dnp	0-0-0	1-0-1	0-0-0	0-0-0	0-1-1	0-1-1	0-0-0	0-0-0	0-0-0	0-1-1	
Miskovich	2-0-2	2-0-2	0-0-0	0-0-0	0-0-0	1-1-2	0-0-0	0-0-0	0-1-1	0-2-2	0-0-0	1-0-1	1-2-3	0-1-1	1-0-1	0-0-0	1-1-2	0-1-1	
Leimbek	0-0-0	0-0-0	dnp	0-0-0	0-0-0	0-0-0	0-2-2	0-0-0	dnp	dnp	dnp	0-1-1	1-1-2	2-3-5	1-0-1	0-0-0	0-0-0	0-1-1	
Pagel	0-1-1	0-1-1	0-0-0	dnp	dnp	dnp	dnp	0-0-0	0-1-1	1-1-2	0-0-0	0-0-0	dnp	1-3-4	0-0-0	0-1-1	0-1-1	1-1-2	
Spehar	1-1-2	1-0-1	1-2-3	2-1-3	0-0-0	0-5-5	0-0-0	0-1-1	1-2-3	0-0-0	0-0-0	1-1-2	1-0-1	0-1-1	0-0-0	1-1-2	1-2-3	0-1-1	

Home For The Playoffs

With just one week remaining in the regular season, jockeying still continues for final positioning in the 1998-99 regular season standings. Minnesota has wrapped up a home ice spot, along with Denver and Wisconsin, after last weekend's action. Even if the Golden Gophers lose two games this weekend against Wisconsin and remain tied with Alaska-Anchorage for fifth place, Minnesota will be at home for the playoffs. The Golden Gophers own the third tiebreaker with the Seawolves, having a 14-11 edge goal scoring advantage in the four games between the two teams. Here is a breakdown of the games remaining for the teams still with a chance to finish in third place (points in parenthesis):

3. Denver (28): vs. MTU
4. Wisconsin (26): @ MN
- 5t. Minnesota (25): vs. WIS
- 5t. Alaska-Anchorage (25): no games left

The league tiebreaking procedure for teams tied for a position at the end of the regular season are:

- (1) head-to-head record
- (2) total league wins
- (3) least number of goals scored against in the head-to-head meetings
- (4) greatest winning margin (goal differential) in all league games

NOTE: The team finishing in third place in the final regular season standings would be assured of not having to play in the Thursday night "elimination game" in the WCHA Final Five at Target Center, assuming they won their first-round, best-of-three playoff series.

News & Notes

Gopher Hockey Banquet Scheduled For Sunday: The University of Minnesota men's hockey team will hold its annual awards banquet on Sunday, March 7 at the Radisson University Hotel in Minneapolis. The event is sponsored by the Gopher Blue Line Club. A social hour is scheduled for 1:30 p.m., followed by dinner at 2:30 p.m. and a program beginning at 3:15 p.m.

The public is invited to attend the event. Tickets can be purchased by calling the Gopher Hockey Office at (612) 625-2886.

WCHA Final Five Tickets On Sale: Ticket packages for the 1999 WCHA Final Five at Target Center in Minneapolis, Minn., are currently on sale. Ticket packages include tickets for all five tournament sessions, and are priced at \$76.25 per person. Ticket packages may be purchased at the Target Center ticket office, any Ticketmaster location, or by calling Ticketmaster at (612) 989-5151. To purchase tickets for groups of 20 or more, call the Target Center Group Sales Office at (612) 673-1311.

goal breakdown

	Last Wknd	Last 5 Gms	Season
5-on-5	5	5	64
6-on-5	0	0	3
4-on-4	2	2	7
PPG	5	7	35
SHG	2	2	8
ENG	0	0	0

Scoring Sooner Or Later

Minnesota scored four goals last weekend against UMD in the first two or final two minutes of a period, while the Bulldogs scored just one goal in the first two or final two minutes of a period. On the season, opponents have scored 32 goals against the Golden Gophers in the first two or final two minutes of a period, with 17 of those tallies either tying the game or giving the opponent the lead. By contrast, Minnesota has scored 23 times in the first two or last two minutes of a period, with 10 of those goals either giving the team a tie or lead. Over the last two weekends, in which Minnesota has not lost, the Golden Gophers have outscored their opponents 6-2 in the first or final two minutes of a period.

multiple-point games

Player(games)	Last Time	Record
Berg (10)	2/27 @ UMD (4g, 1a)	6-2-2
Smith (9)	2/27 @ UMD (1g, 2a)	5-1-3
Spehar (8)	2/19 @ SCSU (2a)	1-4-3
Westrum (6)	2/26 @ UMD (1g, 1a)	1-3-2
Miskovich (4)	2/19 @ SCSU (1g, 1a)	1-2-1
Leimbek (3)	1/30 vs. MTU (1g, 1a)	2-1-0
Leopold (3)	1/15 vs. MSU (3a)	0-2-1
Pagel (3)	2/27 @ UMD (1g, 1a)	3-0-0
Anderson (2)	2/13 vs. UAA (1g, 1a)	2-0-0
N. Miller (2)	10/24 @ SCSU (2g)	1-1-0
Mills (2)	2/27 @ UMD (2a)	1-0-0
Kohn (1)	2/27 @ UMD (2g)	1-0-0
Pohl (1)	2/27 @ UMD (3a)	1-0-0
Senden (1)	1/2 @ BC (2a)	0-1-0
Wendell (1)	2/27 @ UMD (1g, 1a)	1-0-0

MINNESOTA HOCKEY CAREER STATS

Note: Current players are listed who have played more than one full season of college hockey. Totals are updated through the Minnesota-Duluth series.

#4 • Dylan Mills

Year	GP	G	A	TP	P/PIM	PP	GW	SH	HT
97-98	39	1	10	11	16/32	0	0	0	0
98-99	33	2	11	13	16/32	1	0	0	0
Total	72	3	21	24	32/64	1	0	0	0

#7 • Erik Westrum

Year	GP	G	A	TP	P/PIM	PP	GW	SH	HT
97-98	39	6	12	18	20/43	1	1	1	0
98-99	34	8	21	29	21/69	4	1	1	0
Total	73	14	33	47	41/112	5	2	2	0

#14 • Cory Miller

Year	GP	G	A	TP	P/PIM	PP	GW	SH	HT
96-97	11	1	0	1	0/0	0	0	0	0
97-98	22	0	0	0	11/30	0	0	0	0
98-99	2	0	0	0	3/6	0	0	0	0
Total	35	1	0	1	14/36	0	0	0	0

#19 • Reggie Berg

Year	GP	G	A	TP	P/PIM	PP	GW	SH	HT
95-96	40	23	11	34	29/69	2	2	1	2
96-97	38	11	26	37	20/48	3	1	0	0
97-98	39	20	19	39	22/55	5	1	1	0
98-99	36	16	23	39	25/58	1	2	1	1
Total	153	70	79	149	96/230	11	6	3	3

#27 • Aaron Miskovich

Year	GP	G	A	TP	P/PIM	PP	GW	SH	HT
96-97	28	4	8	12	7/14	1	0	1	0
97-98	35	9	9	18	13/34	1	2	2	0
Total	63	13	17	30	20/48	2	2	3	0

#33 • Dave Spehar

Year	GP	G	A	TP	P/PIM	PP	GW	SH	HT
96-97	40	20	17	37	15/30	11	5	0	0
97-98	39	19	18	37	17/34	8	2	0	0
98-99	35	10	18	28	16/32	10	1	0	0
Total	114	49	53	102	48/96	29	8	0	0

#5 • Ryan Trebil

Year	GP	G	A	TP	P/PIM	PP	GW	SH	HT
96-97	8	0	0	0	4/8	0	0	0	0
97-98	39	2	3	5	37/96	0	0	0	0
98-99	20	1	2	3	16/40	0	0	0	0
Total	67	3	5	8	57/144	0	0	0	0

#10 • Mike Anderson

Year	GP	G	A	TP	P/PIM	PP	GW	SH	HT
95-96	28	3	6	9	20/51	0	1	0	0
96-97	42	9	11	20	19/46	1	0	0	0
97-98	31	12	13	25	23/62	3	0	0	0
98-99	36	8	7	15	27/62	0	2	1	0
Total	137	32	37	69	89/221	4	3	1	0

#15 • Stuart Senden

Year	GP	G	A	TP	P/PIM	PP	GW	SH	HT
97-98	32	5	3	8	9/18	0	0	0	0
98-99	31	4	5	9	5/10	0	0	0	0
Total	63	9	8	17	14/28	0	0	0	0

#21 • Mike Lyons

Year	GP	G	A	TP	P/PIM	PP	GW	SH	HT
96-97	32	1	5	6	23/68	0	0	0	0
97-98	38	1	12	13	30/60	0	0	0	0
98-99	36	1	4	5	18/52	0	0	0	0
Total	106	3	21	24	71/180	0	0	0	0

#28 • Matt Leimbek

Year	GP	G	A	TP	P/PIM	PP	GW	SH	HT
97-98	39	0	5	5	8/24	0	0	0	0
98-99	22	4	8	12	5/10	3	1	0	0
Total	61	4	13	17	13/34	3	1	0	0

#35 • Erik Day

Year	G	W-L-T	MIN	GA	GAA	SV	SV%
96-97	5	3-1-0	240	4	1.00	86	.956
97-98	9	3-2-0	389	24	3.70	144	.857
98-99	0	0-0-0	0	0	x.xx	0	.xxx
Total	14	6-3-0	629	28	2.67	230	.891

#6 • Brad Timmons

Year	GP	G	A	TP	P/PIM	PP	GW	SH	HT	
95-96	32	1	2	3	25/61	0	0	0	0	
96-97	17	0	0	0	7/14	0	0	0	0	
97-98	transfer rule - sat out season									
98-99	10	1	2	3	3/6	0	0	0	0	
Total	59	2	4	6	35/81	0	0	0	0	

#13 • Nate Miller

Year	GP	G	A	TP	P/PIM	PP	GW	SH	HT
96-97	40	5	9	14	14/36	0	3	0	0
97-98	39	8	6	14	21/42	2	0	0	0
98-99	36	6	6	12	25/66	2	0	0	0
Total	115	19	21	40	60/144	4	3	0	0

#17 • Wyatt Smith

Year	GP	G	A	TP	P/PIM	PP	GW	SH	HT
95-96	32	4	5	9	16/32	0	1	1	0
96-97	38	16	14	30	18/44	3	4	1	0
97-98	39	24	23	47	31/62	3	3	1	2
98-99	36	21	17	38	16/35	8	3	3	1
Total	145	65	59	124	81/173	14	11	6	3

#24 • Bill Kohn

Year	GP	G	A	TP	P/PIM	PP	GW	SH	HT
95-96	7	0	2	2	4/8	0	0	0	0
96-97	42	5	10	15	40/80	2	1	0	0
97-98	36	4	16	20	35/89	1	0	0	0
98-99	36	3	4	7	30/79	1	0	0	0
Total	121	12	32	44	109/256	4	1	0	0

#29 • Rico Pagel

Year	GP	G	A	TP	P/PIM	PP	GW	SH	HT
96-97	29	5	5	10	6/12	0	0	0	0
97-98	39	8	11	19	9/18	1	2	0	0
98-99	25	3	10	13	4/8	1	0	0	0
Total	93	16	26	42	19/38	2	2	0	0

University of Minnesota
1998-99 Men's Ice Hockey Statistics
WCHA Games Only

Golden Gophers	GP/ GS	G	A	Pts +/-	Sht	Sht %	Pen/	Min	PP	SH	EN	GW	GT	HT
Reggie Berg	26/ 17	14	16	30 1	118	11.9	14/	28	1	1	0	2	1	1
Wyatt Smith	26/ 13	15	11	26 -4	87	17.2	13/	26	5	3	1	2	0	1
Dave Spehar	25/ 6	7	13	20 -8	70	10.0	13/	26	7	0	0	1	1	0
Erik Westrum	24/ 14	4	13	17 -8	69	5.8	16/	51	3	1	0	1	0	0
Aaron Miskovich	25/ 9	6	6	12 -3	73	8.2	10/	28	1	2	0	1	0	0
Jordan Leopold	26/ 15	4	8	12 -2	54	7.4	8/	16	1	0	0	0	1	0
Mike Anderson	26/ 4	6	5	11 -5	70	8.6	14/	28	0	0	0	2	0	0
Matt Leimbek	19/ 0	4	7	11 3	18	22.2	4/	8	3	0	0	1	0	0
Erik Wendell	25/ 4	5	5	10 4	41	12.2	14/	28	1	0	0	0	0	0
Dylan Mills	23/ 5	2	8	10 3	31	6.5	10/	20	1	0	0	0	0	0
John Pohl	25/ 3	3	6	9 -10	24	12.5	5/	10	0	0	0	0	0	0
Rico Pagel	16/ 0	2	7	9 5	28	7.1	3/	6	1	0	0	0	0	0
Nate Miller	26/ 13	4	3	7 -8	48	8.3	19/	46	2	0	0	0	0	0
Nick Angell	22/ 2	0	7	7 -9	25	0.0	7/	17	0	0	0	0	0	0
Bill Kohn	26/ 19	3	2	5 -1	33	9.1	21/	61	1	0	0	0	0	0
Stuart Senden	22/ 2	2	3	5 1	26	7.7	3/	6	0	0	0	0	0	0
Mike Lyons	26/ 4	1	4	5 -2	30	3.3	12/	24	0	0	0	0	0	0
Doug Meyer	21/ 0	2	2	4 -4	18	11.1	6/	12	0	0	0	0	0	0
Pat O'Leary	10/ 0	0	2	2 -4	6	0.0	2/	4	0	0	0	0	0	0
Brad Timmons	5/ 0	0	1	1 0	1	0.0	1/	2	0	0	0	0	0	0
Ryan Trebil	15/ 0	0	1	1 -3	10	0.0	11/	22	0	0	0	0	0	0
Mark Nenovich	8/ 0	0	0	0 1	4	0.0	5/	10	0	0	0	0	0	0
Adam Hauser	24/ 24	0	0	0 0	0	0.0	3/	6	0	0	0	0	0	0
Cory Miller	1/ 0	0	0	0 0	2	0.0	2/	4	0	0	0	0	0	0
Willy Marvin	3/ 2	0	0	0 0	0	0.0	0/	0	0	0	0	0	0	0
Team	4/ 0	0	0	0 0	0	0.0	0/	0	0	0	0	0	0	0
Rob LaRue	2/ 0	0	0	0 0	0	0.0	0/	0	0	0	0	0	0	0
Golden Gophers	26/ 26	84	130	214		886	9.5	219/ 495	27	7	1	10	3	2
Opponents	26/ 26	91	147	238		725	12.6	222/ 482	24	0	4	11	2	2

Bench Penalties: Golden Gophers 3 (6 Minutes); Opponents 4 (8 Minutes)
Power Play: Golden Gophers 27/131 (20.6%); Opponents 24/129 (18.6%);

Goaltending Statistics

Golden Gophers	GP/ GS	Min	GAA	W	L	T	ENG	Sho	GA	Sv	Sv %
Rob LaRue	2/ 0	27:06	0.00	0	0	0	0	0	0	13	1.000
Adam Hauser	24/ 24	1412:12	3.31	10	10	4	0	1	78	561	.878
Willy Marvin	3/ 2	138:58	3.89	0	1	1	0	0	9	60	.870
Golden Gophers	26/ 26	1578:16	3.31	10	11	5	4	1	87	634	.879
Opponents	26/ 26	1579:12	3.15	11	10	5	1	1	83	802	.906

Statistics by Period

Goals	1	2	3	OT	Tot	Penalties	1	2	3	OT	Tot
Golden Gophers	30	29	25	0	84	Golden Gophers	71	68	79	1	219
Opponents	41	25	25	0	91	Opponents	68	79	73	2	222
Shots	1	2	3	OT	Tot	Penalty Minutes	1	2	3	OT	Tot
Golden Gophers	274	304	292	16	886	Golden Gophers	161	136	196	2	495
Opponents	242	233	233	15	723	Opponents	155	158	165	4	482

University of Minnesota
1998-99 Men's Ice Hockey Statistics
Record: 12-16- 8/10-11- 5 WCHA

Golden Gophers	GP/ GS	G	A	Pts +/-	Sht	Sht %	Pen/ Min	PP	SH	EN	GW	GT	HT
Reggie Berg	36/ 24	16	23	39 1	174	9.2	25/ 58	1	1	0	2	1	1
Wyatt Smith	36/ 18	21	17	38 -7	130	16.2	16/ 35	8	3	1	3	0	1
Erik Westrum	34/ 18	8	21	29 -7	106	7.5	21/ 69	4	1	0	1	1	0
Dave Spehar	35/ 9	10	18	28 -11	89	11.2	16/ 32	10	0	0	1	1	0
Jordan Leopold	32/ 21	6	13	19 -1	76	7.9	10/ 20	1	0	0	0	1	0
Aaron Miskovich	35/ 11	9	9	18 -4	87	10.3	13/ 34	1	2	0	2	0	0
Mike Anderson	36/ 7	8	7	15 -5	94	8.5	27/ 62	0	1	0	2	0	0
John Pohl	35/ 3	5	9	14 -9	33	15.2	6/ 12	0	0	0	0	0	0
Rico Pagel	25/ 1	3	10	13 2	45	6.7	4/ 8	1	0	0	0	1	0
Dylan Mills	33/ 9	2	11	13 5	44	4.5	16/ 32	1	0	0	0	0	0
Nate Miller	36/ 15	6	6	12 -10	63	9.5	25/ 66	2	0	0	0	0	0
Matt Leimbek	22/ 0	4	8	12 4	23	17.4	5/ 10	3	0	0	1	0	0
Erik Wendell	34/ 5	5	5	10 4	57	8.8	20/ 40	1	0	0	0	0	0
Stuart Senden	31/ 3	4	5	9 3	41	9.8	5/ 10	0	0	0	0	0	0
Nick Angell	30/ 4	1	7	8 -15	35	2.9	9/ 21	1	0	0	0	0	0
Bill Kohn	36/ 25	3	4	7 1	53	5.7	30/ 79	1	0	0	0	0	0
Doug Meyer	29/ 1	3	3	6 -6	23	13.0	6/ 12	0	0	0	0	0	0
Mike Lyons	36/ 6	1	4	5 -5	43	2.3	18/ 52	0	0	0	0	0	0
Brad Timmons	10/ 0	1	2	3 1	5	20.0	3/ 6	0	0	0	0	0	0
Ryan Trebil	20/ 0	1	2	3 -5	17	5.9	16/ 40	0	0	0	0	0	0
Pat O'Leary	12/ 0	0	2	2 -3	7	0.0	4/ 8	0	0	0	0	0	0
Mark Nenovich	13/ 0	0	0	0 0	8	0.0	9/ 18	0	0	0	0	0	0
Adam Hauser	33/ 33	0	0	0 0	0	0.0	5/ 10	0	0	0	0	0	0
Cory Miller	2/ 0	0	0	0 0	6	0.0	3/ 6	0	0	0	0	0	0
Willy Marvin	4/ 3	0	0	0 0	0	0.0	0/ 0	0	0	0	0	0	0
Team	5/ 0	0	0	0 0	0	0.0	0/ 0	0	0	0	0	0	0
Rob LaRue	2/ 0	0	0	0 0	0	0.0	0/ 0	0	0	0	0	0	0
Golden Gophers	36/ 36	117	186	303	1259	9.3	316/ 748	35	8	1	12	5	2
Opponents	36/ 36	133	207	340	1010	13.2	325/ 739	35	1	5	16	3	3

Bench Penalties: Golden Gophers 4 (8 Minutes); Opponents 5 (10 Minutes)
Power Play: Golden Gophers 35/187 (18.7%); Opponents 35/179 (19.6%);

Goaltending Statistics

Golden Gophers	GP/ GS	Min	GAA	W	L	T	ENG	Sho	GA	Sv	Sv %
Rob LaRue	2/ 0	27:06	0.00	0	0	0	0	0	0	13	1.000
Adam Hauser	33/ 33	1961:33	3.55	11	15	7	0	1	116	784	.871
Willy Marvin	4/ 3	198:58	3.62	1	1	1	0	0	12	80	.870
Golden Gophers	36/ 36	2187:37	3.51	12	16	8	5	1	128	877	.873
Opponents	36/ 36	2193:20	3.17	16	12	8	1	1	116	1142	.908

Statistics by Period

Goals	1	2	3	OT	Tot	Penalties	1	2	3	OT	Tot
Golden Gophers	35	40	42	0	117	Golden Gophers	102	90	115	9	316
Opponents	51	41	41	0	133	Opponents	99	104	113	9	325
Shots	1	2	3	OT	Tot	Penalty Minutes	1	2	3	OT	Tot
Golden Gophers	381	436	418	241	259	Golden Gophers	226	180	316	26	748
Opponents	330	349	314	151	1008	Opponents	217	227	277	18	739

University of Minnesota
1998-99 Men's Ice Hockey Statistics
Record: 12-16- 8/10-11- 5 WCHA

Date	Opponent	Score	Record	Site	Attend	Goaltender of Record	
10/ 9	St. Lawrence	4 - 6 L	0- 1	H Mariucci Arena	9456	Adam Hauser	0- 1- 0
10/10	Ohio State	W 4 - 3	1- 1	H Mariucci Arena	9467	Willy Marvin	1- 0- 0
10/16	*Minnesota-Duluth	2 - 2 T OT	1- 1- 1	H Mariucci Arena	9791	Willy Marvin	1- 0- 1
10/17	*Minnesota-Duluth	W 3 - 1	2- 1- 1	H Mariucci Arena	9787	Adam Hauser	1- 1- 0
10/23	*St. Cloud State	W 3 - 0	3- 1- 1	H Mariucci Arena	9790	Adam Hauser	2- 1- 0
10/24	*St. Cloud State	5 - 6 L	3- 2- 1	A St. Cloud, Minn.	7051	Willy Marvin	1- 1- 1
10/30	*Wisconsin	W 3 - 2	4- 2- 1	A Madison, Wis.	13057	Adam Hauser	3- 1- 0
10/31	*Wisconsin	W 3 - 2	5- 2- 1	A Madison, Wis.	14059	Adam Hauser	4- 1- 0
11/ 6	*Colorado College	1 - 7 L	5- 3- 1	H Mariucci Arena	9776	Adam Hauser	4- 2- 0
11/ 7	*Colorado College	1 - 6 L	5- 4- 1	H Mariucci Arena	9841	Adam Hauser	4- 3- 0
11/13	*North Dakota	4 - 4 T OT	5- 4- 2	H Mariucci Arena	9860	Adam Hauser	4- 3- 1
11/14	*North Dakota	3 - 5 L	5- 5- 2	H Mariucci Arena	9908	Adam Hauser	4- 4- 1
11/20	*Alaska-Anchorage	3 - 5 L	5- 6- 2	A Anchorage, Alaska	3882	Adam Hauser	4- 5- 1
11/21	*Alaska-Anchorage	W 4 - 1	6- 6- 2	A Anchorage, Alaska	4733	Adam Hauser	5- 5- 1
11/27	Michigan	2 - 3 L	6- 7- 2	H Mariucci Arena	9822	Adam Hauser	5- 6- 1
11/29	Michigan State	W 2 - 1	7- 7- 2	H Mariucci Arena	9563	Adam Hauser	6- 6- 1
12/27	Princeton	1 - 4 L	7- 8- 2	H Mariucci Arena	9829	Adam Hauser	6- 7- 1
12/28	Ohio State	5 - 6 L	7- 9- 2	H Mariucci Arena	9648	Adam Hauser	6- 8- 1
1/ 2	Boston College	4 - 8 L	7-10- 2	A Boston, Mass.	4124	Adam Hauser	6- 9- 1
1/ 3	Boston College	3 - 3 T OT	7-10- 3	A Boston, Mass.	3234	Adam Hauser	6- 9- 2
1/ 9	*Denver	3 - 3 T OT	7-10- 4	A Colo. Springs, Colo.	1243	Adam Hauser	6- 9- 3
1/10	*Denver	0 - 5 L	7-11- 4	A Denver, Colo.	3738	Adam Hauser	6-10- 3
1/15	Minn. State, Mankato	6 - 6 T OT	7-11- 5	H Mariucci Arena	9816	Adam Hauser	6-10- 4
1/16	Minn. State, Mankato	2 - 2 T OT	7-11- 6	H Mariucci Arena	9807	Adam Hauser	6-10- 5
1/22	*North Dakota	4 - 5 L	7-12- 6	A Grand Forks, N.D.	6067	Adam Hauser	6-11- 5
1/23	*North Dakota	5 - 6 L	7-13- 6	A Grand Forks, N.D.	6067	Adam Hauser	6-12- 5
1/29	*Michigan Tech	W 4 - 2	8-13- 6	H Mariucci Arena	9731	Adam Hauser	7-12- 5
1/30	*Michigan Tech	W 4 - 2	9-13- 6	H Mariucci Arena	9814	Adam Hauser	8-12- 5
2/ 5	*Colorado College	1 - 5 L	9-14- 6	A Colo. Springs, Colo.	7181	Adam Hauser	8-13- 5
2/ 6	*Colorado College	1 - 3 L	9-15- 6	A Colo. Springs, Colo.	7296	Adam Hauser	8-14- 5
2/13	*Alaska-Anchorage	W 5 - 1	10-15- 6	H Mariucci Arena	9808	Adam Hauser	9-14- 5
2/14	*Alaska-Anchorage	2 - 4 L	10-16- 6	H Mariucci Arena	9716	Adam Hauser	9-15- 5
2/19	*St. Cloud State	4 - 4 T OT	10-16- 7	A St. Cloud, Minn.	6587	Adam Hauser	9-15- 6
2/20	*St. Cloud State	2 - 2 T OT	10-16- 8	H Mariucci Arena	9835	Adam Hauser	9-15- 7
2/26	*Minnesota-Duluth	W 4 - 1	11-16- 8	A Duluth, Minn.	5347	Adam Hauser	10-15- 7
2/27	*Minnesota-Duluth	W 10 - 7	12-16- 8	A Duluth, Minn.	5390	Adam Hauser	11-15- 7

*-WCHA Game

Record	W	L	T	Pct	Attendance #	Total	Avg
All Games	12	16	8	.444	Home	20	195065
WCHA	10	11	5	.481	Away	16	99056
Home	7	8	5	.475	Neutral	0	0
Away	5	8	3	.406	Total	36	294121
Neutral	0	0	0	.000			8170
Ahead After 1 Period	5	2	2	.667			
Behind After 1 Period	0	9	5	.179			
Tied After 1 Period	7	5	1	.577			
Ahead After 2 Periods	9	1	1	.864			
Behind After 2 Periods	0	11	4	.133			
Tied After 2 Periods	3	4	3	.450			
Score First	9	7	1	.559			
Do Not Score First	3	9	7	.342			
Overtime Games	0	0	8	.500			



SPORTS NEWS

Bierman Field Athletic Building 516 15th Avenue Southeast Minneapolis, MN 55455 (612) 625-4090 Fax 625-0359

FOR IMMEDIATE RELEASE

March 1, 1999

BERG HONORED AS WCHA PLAYER OF THE WEEK

Senior forward Reggie Berg has been named WCHA Offensive Player of the Week for his efforts in last weekend's series against the University of Minnesota-Duluth at the DECC in Duluth, Minn. The Golden Gophers swept the Bulldogs to clinch home-ice advantage in a first-round WCHA playoff series.

Berg, a native of Anoka, Minn., enjoyed the first four-goal game of his career in Saturday night's 10-7 win against UMD, and finished the weekend with four goals and two assists. Berg is now just one point shy of becoming the 23rd member of the Golden Gopher 150-Point Club. He has 70 goals and 79 assists for 149 total points in 153 career games. Berg, who leads the team in scoring with 16 goals and 23 assists for 39 total points this season, now has 10 multiple-point games this season and 36 in his career as a Golden Gopher. Minnesota is 31-3-2 in Berg's career when he scores more than one point in a game.

Berg joins Matt Leimbek (Feb. 1), Adam Hauser (Nov. 2), and Aaron Miskovich (Oct. 19) as Golden Gophers who have been named WCHA Players of the Week throughout the 1998-99 season.

The Golden Gophers close the regular season this weekend when they play host to Wisconsin in a pair of games at Mariucci Arena. Both games will faceoff at 7:05 p.m. Friday night's game will be tape-delayed on Midwest Sports Channel beginning at 8:30 p.m., with Saturday night's game telecast live at 7:05 p.m.

GOLDEN GOPHER HOCKEY

Weekly Release & Notes/March 8, 1999



WCHA PLAYOFFS

ALASKA-ANCHORAGE (13-16-5, 10-13-5) AT MINNESOTA (12-17-9, 10-12-6)

MARIUCCI ARENA/MINNEAPOLIS, MINN.

FRIDAY, MARCH 12 7:05 P.M. CST (MSC, KSTP-AM 1500)
 SATURDAY, MARCH 13 7:05 P.M. CST (MSC, KSTP-AM 1500)
 SUNDAY, MARCH 14 7:05 P.M. CST (MSC, KSTP-AM 1500)
 (IF NECESSARY)

Series Information

Minnesota leads 21-9-2
 Last 10 games - MN leads 6-4-0
 First meeting - 12/21/86, MN 5-1
 Last meeting - 2/14/99, UAA 4-2
 Minnesota's longest win streak - 7
 Alaska-Anchorage's longest win streak - 3
 '90s - MN 19-9-2
 '80s - MN 2-0-0
 Last sweep by Minnesota - 2/20-21/98
 Last sweep by UAA - 11/14-15/97
 Record at Alaska-Anchorage - 8-5-2 (MN)
 Record at Minnesota - 13-4-0 (MN)

Team Comparisons

Minnesota		Alaska-Anchorage
36/193 (.187)	PP	6/127 (.047)
28/137 (.204)	WCHA PP	5/91 (.055)
148/183 (.809)	PK	70/87 (.805)
109/133 (.820)	WCHA PK	72/66 (.788)
3-4-3 (.450)	Last 10 games	2-5-3 (.350)
7-9-6 (.455)	Home	10-6-3 (.605)
5-8-3 (.406)	Road	3-10-2 (.267)
3.24	Goals/Game	2.18
3.71	Goals Allowed/Game	2.56
8.50	Penalties/Game	3.35
35.03	Shots On Goal/Game	28.12

Series Notes: The last 14 Golden Gopher wins in the series have been by two or more goals, while the last five UAA victories have been by two or fewer goals • Minnesota has prevailed in nine of the last 10 meetings at Mariucci Arena • five of the last seven two-game sets in the all-time series have resulted in sweeps • the only time UAA has beaten Golden Gophers at Mariucci Arena more than one time in a single season (3-2, 7-4 on Feb. 18-19, 1994) prevented Minnesota from winning the WCHA regular season title • on the power play, Minnesota is just 3-for-28 (.107) in the last eight meetings with the Seawolves, while UAA is only 1-for-33 (.030) with the man advantage against the Golden Gophers since last season

Earlier This Season vs. Seawolves: UAA prevailed 5-3 in game one at Sullivan Arena before Minnesota rebounded with a 4-1 victory the following evening • Wyatt Smith scored his 100th career point with a shorthanded goal to temporarily tie the 11/20 game at 3-3 late in the third period • Minnesota claimed a 5-1 win in game one at Mariucci Arena, while UAA skated away with a 4-2 decision in game two • Reggie Berg (4) and Wyatt Smith (3) scored half of Minnesota's goals against UAA this season • Minnesota scored first in all four games

Postseason vs. Seawolves: Minnesota and Alaska-Anchorage have now met in the first round of the WCHA playoffs in three of the last four seasons • the Golden Gophers have swept the Seawolves in each best-of-three series at Mariucci Arena (1995-96 and 1996-97 seasons)

Career Scoring vs. Alaska-Anchorage

Player (games)	G-A-Pts
Reggie Berg (18)	17-13--30
Wyatt Smith (18)	8-8--16
Dave Spehar (12)	6-2--8
Mike Anderson (17)	4-4--8
Mike Lyons (12)	0-6--6
Dylan Mills (7)	0-4--4
Jordan Leopold (4)	2-1--3
Bill Kohn (12)	1-2--3
Doug Meyer (4)	1-1--2
Rico Pagel (11)	1-1--2
John Pohl (4)	1-1--2
Stuart Senden (8)	1-1--2
Erik Wendell (4)	1-1--2
Matt Leimbek (8)	0-2--2
Nate Miller (12)	0-2--2
Erik Westrum (7)	0-2--2
Aaron Miskovich (7)	0-1--1
Ryan Trebil (7)	0-1--1
Brad Timmons (4)	0-1--1

Notes

Has 11 career multiple-point games vs. UAA
 Has 3-2--5 in three games vs. UAA in 1998-99
 Scored GWG in the 2/21/98 win at Mariucci
 Two goals in series sweep on 1/3-4/97
 Two assists in series sweep on 1/3-4/97
 Two assists in 11/21/98 win
 Scored goal in both games
 Had 1-1--2 in win at UAA on 1/3/97
 First career goal on 11/21/98
 Goal in 6-2 win at UAA on 1/4/97
 Assist on Wendell goal yesterday
 Scored goal and assist in sweep last season
 Final goal in yesterday's game
 Two assists in 5-3 loss on 11/20/98
 Assist in 11/15/97 game at UAA
 Assist in 4-2 win on 2/22/98 at Mariucci
 Assist in 11/15/97 game at UAA
 Assist in 11/15/97 game at UAA
 Assist on Meyer goal in 11/21/98 game

1998-99 SCHEDULE/RESULTS

Oct. 9	#ST. LAWRENCE	L 4-6
Oct. 10	#OHIO STATE	W 4-3
Oct. 16	MINNESOTA-DULUTH	T 2-2
Oct. 17	MINNESOTA-DULUTH	W 3-1
Oct. 23	ST. CLOUD STATE	W 3-0
Oct. 24	@ St. Cloud State	L 5-6
Oct. 30	@ Wisconsin	W 3-2
Oct. 31	@ Wisconsin	W 3-2
Nov. 6	COLORADO COLLEGE	L 1-7
Nov. 7	COLORADO COLLEGE	L 1-6
Nov. 13	NORTH DAKOTA	T 4-4
Nov. 14	NORTH DAKOTA	L 3-5
Nov. 20	@ Alaska-Anchorage	L 3-5
Nov. 21	@ Alaska-Anchorage	W 4-1
Nov. 27	#MICHIGAN	L 2-3
Nov. 29	#MICHIGAN STATE	W 2-1
Dec. 27	#PRINCETON	L 1-4
Dec. 28	#OHIO STATE	L 5-6
Dec. 30	*IF BJORKLOVEN	L 4-6
Jan. 2	#@ Boston College	L 4-8
Jan. 3	#@ Boston College	T 3-3
Jan. 9	@ Denver (World Arena)	T 3-3
Jan. 10	@ Denver (McNichols)	L 0-5
Jan. 15	#MINNESOTA STATE-MANKATO	T 6-6
Jan. 16	#MINNESOTA STATE-MANKATO	T 2-2
Jan. 22	@ North Dakota	L 4-5
Jan. 23	@ North Dakota	L 5-6
Jan. 29	MICHIGAN TECH	W 4-2
Jan. 30	MICHIGAN TECH	W 4-2
Feb. 5	@ Colorado College	L 1-5
Feb. 6	@ Colorado College	L 1-3
Feb. 13	ALASKA-ANCHORAGE	W 5-1
Feb. 14	ALASKA-ANCHORAGE	L 2-4
Feb. 19	@ St. Cloud State	T 4-4
Feb. 20	ST. CLOUD STATE	T 2-2
Feb. 26	@ Minnesota-Duluth	W 4-1
Feb. 27	@ Minnesota-Duluth	W 10-7
March 5	WISCONSIN	L 4-6
March 6	WISCONSIN	T 2-2
March 12	\$ALASKA-ANCHORAGE	7:05 p.m.
March 13	\$ALASKA-ANCHORAGE	7:05 p.m.
March 14	\$ALASKA-ANCHORAGE	7:05 p.m.
March 18-20	WCHA Final Five	Target Center
March 25-27	NCAA Regionals	Madison/Worcester
April 1,3	NCAA Championships	Anaheim

*-Exhibition game #-Nonconference game
 \$-WCHA first round playoffs

LAST WEEKEND

Alaska-Anchorage: The Seawolves were idle last weekend. UAA's last action was on Feb. 26-27, when they were swept in Anchorage by Colorado College (1-0, 2-1)

Minnesota: The Golden Gophers earned one point in a two-game series against Wisconsin (4-6, 2-2) to finish alone in fifth place in the WCHA standings

The Last Time

Minnesota Swept A Road Series:
February 26-27, 1999 @ Minnesota-Duluth
(4-1, 10-7)

Minnesota Was Swept In A Road Series:
February 5-6, 1999 @ Colorado College
(5-1, 3-1)

Minnesota Swept A Home Series: January 29-30, 1999 vs. Michigan Tech (4-2, 4-2)

Minnesota Was Swept In A Home Series:
November 6-7, 1998 vs. Colorado College
(7-1, 6-1)

Minnesota Shut Out An Opponent: October 23, 1998 vs. St. Cloud State (Adam Hauser, 3-0)

An Opponent Shut Out Minnesota: January 10, 1999 @ Denver (Stephen Wagner, 5-0)

Minnesota Player Scored A Hat Trick: February 27, 1999 @ Minnesota-Duluth (Reggie Berg, 10-7 Minnesota win)

Minnesota Player Scored A Pure Hat Trick:
February 26, 1999 @ Minnesota-Duluth (Wyatt Smith, 4-1 Minnesota win)

An Opponent Scored A Hat Trick: January 22, 1999 @ North Dakota (Jeff Panzer, four goals, 5-4, Minnesota loss)

Minnesota Player Scored Four Goals In A Game: February 27, 1999 @ Minnesota-Duluth (Reggie Berg, 10-7 Minnesota win)

Minnesota Won When Trailing After Two Periods: March 14, 1997 vs. St. Cloud State at WCHA Final Five (5-4 Minnesota overtime win/trailing 4-3 heading into third period)

Minnesota Had 50 or More Shots On Goal In A Game: February 27, 1999 @ Minnesota-Duluth (54 shots, 10-7 Minnesota win)

Opponent Had 50 or More Shots On Goal In A Game: January 31, 1997 @ North Dakota (51 shots, 6-4 Minnesota loss)

Minnesota Player Scored A Shorthanded Goal:
February 26, 1999 @ Minnesota-Duluth (Wyatt Smith, second period, and Erik Westrum, third period, 4-1 Minnesota win)

Minnesota Won In Overtime: March 14, 1997 vs. St. Cloud State at WCHA Final Five (5-4)

Minnesota Lost In Overtime: March 15, 1998 @ Minnesota-Duluth (5-4)

Minnesota Tied In Overtime: March 6, 1999 vs. Wisconsin (2-2)

Minnesota Scored 10 Goals Or More In A Game: February 27, 1999 @ Minnesota-Duluth (10-7 Minnesota win)

Opponent Scored 10 Goals Or More In A Game: January 30, 1993 @ Michigan Tech (10-2 Minnesota loss)

Seniority

The University of Minnesota honored seniors Mike Anderson (Bloomington, Minn.), Reggie Berg (Anoka, Minn.), Bill Kohn (Roseville, Minn.), and Wyatt Smith (Warroad, Minn.) before the regular-season finale last weekend against Wisconsin. The quartet have combined to play in 564 career games heading into this weekend's playoff series, scoring 181 goals and adding 209 assists. The four have combined to score 10 of Minnesota's last 16 goals.

Team Notes

☞ The Golden Gophers have opened the postseason at home in 22 of the last 23 seasons

☞ The Golden Gophers set a new school record with their ninth tie of the season in Saturday's regular season closer against Wisconsin

☞ Minnesota is 8-3-3 this season against teams they finished ahead of in the WCHA regular-season standings

☞ Minnesota had outshot its opponents in seven straight games until being bested in that category by the Badgers in Saturday's 2-2 tie (35-33)

☞ Eight different Golden Gophers scored their 14 goals this season against UAA

☞ The Golden Gophers have scored nine shorthanded goals this season while allowing only one

☞ Minnesota averaged 9,760 fans per game in 22 home dates (214,727) during the 1998-99 regular season, good for second in the nation

☞ Minnesota has not allowed an opponent to score a power-play goal at Mariucci Arena since Michigan Tech's Matt Ullwelling scored at 10:49 of the first period on January 29 - opponents have been 0-for-19 with the man advantage at Mariucci Arena since then

☞ Minnesota has totalled 262 shots on goal in its last six contests, an average of 43.7 per game - on the season, the Golden Gophers have eclipsed 40 shots on goal 11 times (3-2-6 in those games)

☞ The Maroon and Gold have scored two or fewer goals in 13 games this season, including three of its last four games at Mariucci Arena

Minnesota's Record When In 1998-99

Overall Record	12-17-9
WCHA Record	10-12-6
Home Record	7-9-7
Road Record	5-8-2
Neutral Site Record	0-0-0
Last 20 Games	5-8-7
Last 10 Games	3-4-3
Last 5 Games	2-1-2
Scoring A Power-Play Goal	9-8-7
Not Scoring A Power-Play Goal	3-9-2
Allowing A Power-Play Goal	7-13-5
Not Allowing A Power-Play Goal	5-4-4
Scoring A Short-Handed Goal	3-5-0
Allowing A Short-Handed Goal	0-0-0
10 Or More Penalties	5-4-3
Fewer Than 10 Penalties	7-13-6
More Penalties Than Opponent	3-7-2
Fewer Penalties Than Opponent	8-5-6
Same Amount Of Penalties	1-5-1
In One-Goal Games	4-5-0
In Two-Goal Games	3-6-0
In Three-Goal or More Games	5-6-0
In Overtime Games	0-0-9
Scoring 4 or More Goals	7-7-3
Scoring 3 or Fewer Goals	5-10-6
Scoring 3 or More Goals	11-9-5
Scoring 2 or Fewer Goals	1-8-4
Allowing 4 or More Goals	1-15-3
Allowing 3 or Fewer Goals	11-2-6
Scoring First Goal Of Game	9-7-1
Opponents Score First	3-10-8
Leading After One Period	7-2-2
Trailing After One Period	0-9-5
Tied After One Period	5-6-2
Scoring First Goal Of Second Period	9-7-3
Leading After Two Periods	9-2-1
Trailing After Two Periods	0-11-4
Tied After Two Periods	3-4-4
Scoring First Goal Of Third Period	7-4-4
Having 10-19 Shots On Goal	0-0-0
Having 20-29 Shots On Goal	3-8-0
Having 30-39 Shots On Goal	6-7-3
Having 40 or More Shots On Goal	3-2-6
Allowing Fewer Than 10 Shots On Goal	0-0-0
Allowing 10-19 Shots On Goal	2-0-0
Allowing 20-29 Shots On Goal	9-9-4
Allowing 30-39 Shots On Goal	1-7-5
Allowing 40 or More Shots On Goal	0-1-0
Outshooting Opponent	10-10-7
Opponent Outshoots Minnesota	2-7-2
Shots Are Even	0-0-0
October	5-2-1
November	2-5-1
December	0-2-0
January	2-4-4
February	3-3-2
March	0-1-1
Fridays	4-7-4
Saturdays	8-6-4
Sundays	0-3-1
Mondays	0-1-0
Series Record	4-7-5
Games Following A Win	4-7-1
Games Following A Loss	6-6-5
Games Following A Tie	2-3-3

#1 Adam Hauser

Fr., 6-2, 195, Bovey, Minn.

- ✓ Stopped 33 of 35 shots in Saturday's 2-2 tie
- ✓ Has started 32 straight games in net
- ✓ Has a 1.82 GAA and .927 saves percentage in his 11 wins
- ✓ Has a .929 saves percentage or higher in three of his last five games

#3 Jordan Leopold

Fr., 6-0, 195, Robbinsdale, Minn.

- ✓ Leads Golden Gopher rookies in total points (7-13--20, fifth overall on the team)
- ✓ Scored seventh goal of the season to give Minnesota a short-lived lead in Saturday's tie with UW
- ✓ Has 4-9--13 in 20 home games this season

#4 Dylan Mills

So., 5-11, 212, Duluth, Minn.

- ✓ Leads the team with a +6 plus/minus rating
- ✓ Has four assists and is +5 in his last four games
- ✓ Has both goals and is +8 in 20 home games

#7 Erik Westrum

So., 5-11, 187, Apple Valley, Minn.

- ✓ Had three assists in last year's first round playoff series
- ✓ Has 4-4--8 and averaged over five shots on goal per game (31) in his last six games
- ✓ Third on the team in overall scoring (10-21--31)
- ✓ Missed the first game vs. UAA in Anchorage earlier this season after receiving a fighting major in the previous game against North Dakota at Mariucci Arena
- ✓ Scored Minnesota's first two goals in Friday night's game against Wisconsin
- ✓ Third on the team in shots on goal (112)
- ✓ Has 5-12--17 in 15 road games and 5-9--14 in 21 home games
- ✓ Has 4-6--10, has an even +/- rating, and has scored a point in eight of 10 games since being moved back to defense at the beginning of February

#10 Mike Anderson

Sr., 6-1, 202, Bloomington, Minn.

- ✓ Has nine of his 15 points (5g, 4a) in Golden Gopher wins and is +10 when the team wins
- ✓ Fourth on the team in shots on goal (101)

#11 Erik Wendell

Fr., 6-1, 196, Maple Grove, Minn.

- ✓ Among team leaders with a +2

#12 Doug Meyer

Fr., 6-1, 200, Bloomington, Minn.

- ✓ Notched first career multiple-point game as a Golden Gopher with a goal and an assist in Friday's loss to Wisconsin

#17 Wyatt Smith

Sr., 5-11, 205, Warroad, Minn.

- ✓ Has 2-6--8 in seven WCHA first round playoff games
- ✓ Leads the team in goals (22) and second on the team in total points (22-18--40)
- ✓ Second on the team in shots on goal (141)
- ✓ Scored a goal and an assist last weekend against the Badgers - has 5-3--8 and is +5 in his last four contests
- ✓ Only Golden Gopher to average at least one point a game both at home (12-12--24) and on the road (10-6--16) - only player with more than seven goals at home this season
- ✓ Has scored a point in four straight games
- ✓ Has scored goals in a variety of ways this season - eight PPG, three SHG, three GWG, and one ENG
- ✓ Second on the team in multiple-point games (9), and by scoring on 15.6 percent (22-of-141) of his shots on goal
- ✓ Has 3-3--6 with a SHG in four games against UAA this season

#19 Reggie Berg

Sr., 5-11, 185, Anoka, Minn.

- ✓ Leads Golden Gophers in WCHA first round playoff series games (6-3--9, seven games) and all postseason games (9-7--16, 15 games)
- ✓ Scored a goal and added an assist last

weekend vs. UW

- ✓ Leads the team with 7-5--12 in his last 10 games
- ✓ With his assist on Smith's goal on Friday night, became the 23rd member of the Golden Gopher 150-Point Club (currently has 71-80--151 in 155 games)
- ✓ Leads the team in scoring (17-24--41)
- ✓ Leads the team in assists (24) and multiple-point games (10)
- ✓ Leads the team in shots on goal (181)
- ✓ Has 11-20--31 in Minnesota's 10 wins and nine ties and 6-3--9 in the team's 16 losses
- ✓ Minnesota is 31-3-2 in his career when Berg scores more than one point in a game - has 11 of his 36 career multiple-point games against Alaska-Anchorage
- ✓ Has 24-22--46 in Minnesota's last 29 wins

#21 Mike Lyons

Jr., 6-0, 205, St. Paul, Minn.

- ✓ Has an even or positive +/- rating in each of the team's last nine games
- ✓ Has only one of his five points at Mariucci Arena this season

#24 Bill Kohn

Sr., 6-0, 196, Roseville, Minn.

- ✓ Is +4 over the last four games

#27 Aaron Miskovich

So., 5-11, 188, Grand Rapids, Minn.

- ✓ Has six of his nine goals this season at home

#29 Rico Pagel

Jr., 5-10, 195, Minnetonka, Minn.

- ✓ Has three goals in five WCHA playoff games

#33 Dave Spehar

Jr., 5-7, 171, Duluth, Minn.

- ✓ Tied for third on the team in goals (10) - all of which have come on the power play
- ✓ Is +5 over the last four games
- ✓ Has 20 of his 29 points this season in home games (6-14--20 at home/4-5--9 on the road) - is second on the team in home scoring

Minnesota has outshot its opponents in 17 of the last 20 regulation periods • Minnesota has been whistled for just an average of under four penalties per game in its last six home games (total of 22 penalties for 44 minutes) • freshman G Adam Hauser is among the Golden Gopher single-season goaltending leaders in games played, minutes played, and saves in a season • Minnesota and UAA have combined to score on just one of 26 power-play opportunities this season in games against each other • Minnesota has not won in the last 28 games (0-24-4) they have trailed after two periods • two lower-seeded teams need to spring upsets for the winner of this weekend's series not to play in the Thursday night elimination game at Target Center on March 18 • Minnesota has scored on 10.6 percent of its shots on the road (57-of-540) compared to 8.3 percent (66-of-791) of its shots on goal at Mariucci Arena • the Golden Gophers went through the 1998-99 regular season without a three-game winning streak for the first time since the 1976-77 campaign • Minnesota has outshot its opponents in 27 of 38 games - including seven out of its last eight contests - this season • Minnesota is 5-3-0 (.625) on March 12, 8-7-1 (.531) on March 13, and 7-2-0 (.778) on March 14 in school history • if Wyatt Smith should win the team's scoring title this season, he would become only the eighth Golden Gopher to repeat as team scoring champion - last Sunday, he became one of only four Golden Gophers in school history to repeat as the team's John Mariucci Most Valuable Player • Minnesota is 71-23-3 (.747) in its last 95 games when scoring first • eight of Minnesota's 12 wins this season have been on Saturday • 10 of Minnesota's 12 wins have come after the 15th of each month • Minnesota is 75-31-11 (.688) in the history of the new Mariucci Arena • the WCHA will conduct a media teleconference call on Wednesday morning this week - please call the media relations office for more information

About This Week's Opponent University of Alaska-Anchorage

Location: Anchorage, Alaska

Founded: 1977

Enrollment: 20,000

Arena: Sullivan Arena

Rink Size: 200 x 100

Head Coach: Dean Talafous

Talafous' Career Record: 138-148-30 (.484)

Talafous At UAA: 28-64-14 (.330)

Assistant Coaches: Karl Williams,

Chris Brown

Notes: Forwards Rob Douglas and Steve

Cygan lead the Seawolves in goals (12) •

G Gregg Naumenko has allowed two or

fewer goals in 11 of his last 17 outings •

opponents have outscored UAA 36-26 in

the third period of games this season •

UAA won seven of eight games from

12/4/98 to 1/16/99

1998-99 WCHA FINAL STANDINGS

Team (Overall Record, win %)	GP	W	L	T	Pts	GF	GA	GDif
North Dakota (29-3-2, .882)	28	24	2	2	50	142	76	+66
Colorado College (25-10-1, .708)	28	20	8	0	40	103	68	+35
Denver (22-12-2, .639)	28	15	11	2	32	101	95	+6
Wisconsin (15-17-4, .472)	28	13	12	3	29	76	81	-5
Minnesota (12-17-9, .434)	28	10	12	6	26	90	99	-9
Alaska-Anchorage (13-16-5, .456)	28	10	13	5	25	57	71	-14
St. Cloud State (14-17-5, .458)	28	8	16	4	20	79	95	-16
Michigan Tech (9-26-1, .264)	28	9	19	0	18	67	99	-32
Minnesota-Duluth (7-25-4, .250)	28	4	20	4	12	71	102	-31

This Week In The WCHA First Round Playoff Series

Friday, March 12 - Sunday, March 14
 Minnesota State, Mankato @ North Dakota
 Minnesota-Duluth @ Colorado College
 Michigan Tech @ Denver
 Alaska-Anchorage @ Minnesota

Saturday, March 13 - Monday, March 15
 St. Cloud State @ Wisconsin

Thursday, March 18 - Saturday, March 20
 NSP/WCHA Final Five @ Target Center
 Minneapolis, Minn.

Woog's Window

Minnesota Head Coach Doug Woog has produced unparalleled numbers as the man behind the Golden Gopher bench over the last 14 seasons. Entering Friday's game, Woog has a career record of 386-185-40 (.664) overall and a WCHA mark of 280-128-35 (.672). Minnesota has appeared in the NCAA Tournament in 12 of Woog's 13 seasons and has finished first or second in the WCHA in 11 of his 13 campaigns. Among Woog's regular media appearances are: WCCO-AM (830) with Mike Max, Mondays and Fridays at 6:35 p.m. KSTP-AM (1500) with Pat Reusse and Joe Soucheray, Saturday mornings at 11 a.m., Thursday morning at 7:45 a.m., and the postgame show. KARE-TV (Ch. 11) Gopher Sports Extra on selected Saturdays at 11:05 p.m.

In The Training Room

Player (injury)	Weekend Status
Erik Day (knee)	out
Stuart Senden (ankle)	doubtful

wcha players of the week

OFFENSIVE PLAYER OF THE WEEK

October 19	Aaron Miskovich (vs.UMD)
February 1	Matt Leimbek (vs. MTU)
March 1	Reggie Berg (@ UMD)

ROOKIE OF THE WEEK

November 2	Adam Hauser (@ WIS)
------------	---------------------

1998-99 season highs/lows

TEAM

MOST GOALS/GAME	(10) 2/27 @ Minnesota-Duluth
LEAST GOALS/GAME	(0) 1/10 vs. Denver
MOST ASSISTS/GAME	(15) 2/27 @ Minnesota-Duluth
LEAST ASSISTS/GAME	(0) 1/10 vs. Denver
MOST GOALS AGAINST/GAME	(8) 1/2 @ Boston College
LEAST GOALS AGAINST/GAME	(0) 10/23 vs. St. Cloud State
MOST ASSISTS AGAINST/GAME	(13) 11/6 vs. Colorado College
LEAST ASSISTS AGAINST/GAME	(0) 10/23 vs. St. Cloud State
MOST GOALS/PERIOD	(5) 2/27 @ Minnesota-Duluth - first period
MOST GOALS AGAINST/PERIOD	(5) two times, last 2/27 @ Minnesota-Duluth - first period
MOST POWER PLAY GOALS/GAME	(5) 2/27 @ Minnesota-Duluth
MOST POWER PLAY GOALS ALLOWED/GAME	(4) 2/27 @ Minnesota-Duluth
MOST SHOTS ON GOAL/GAME	(54) 2/27 @ Minnesota-Duluth
LEAST SHOTS ON GOAL/GAME	(20) 11/29 vs. Michigan State
MOST SHOTS AGAINST/GAME	(40) 1/23 @ North Dakota
LEAST SHOTS AGAINST/GAME	(17) 10/17 vs. Minnesota-Duluth
MOST SHOTS ON GOAL/PERIOD	(25) 2/27 @ Minnesota-Duluth - first period
MOST SHOTS AGAINST/PERIOD	(20) 11/13 vs. North Dakota - first period
MOST PENALTIES/GAME	(19) 2/26 @ Minnesota-Duluth
LEAST PENALTIES/GAME	(2) two times, last 2/14 vs. Alaska-Anchorage
MOST PIM/GAME	(68) 1/2 @ Boston College
LEAST PIM/GAME	(4) two times, last 2/14 vs. Alaska-Anchorage
MOST OPP. PENALTIES/GAME	(21) 2/26 @ Minnesota-Duluth
LEAST OPP. PENALTIES/GAME	(1) 2/14 vs. Alaska-Anchorage
MOST OPP. PIM/GAME	(61) 2/26 @ Minnesota-Duluth
LEAST OPP. PIM/GAME	(2) 2/14 vs. Alaska-Anchorage
QUICKEST TWO GOALS	(0:18) 10/10 vs. Ohio State - second period (Berg, Miskovich)
QUICKEST THREE GOALS	(2:23) 2/26 @ Minn-Duluth - third period (Smith 2, Westrum)

INDIVIDUAL

GOALS/GAME	(4) Reggie Berg, 2/27 @ Minnesota-Duluth
GOALS/PERIOD	(2) five times, last Reggie Berg on 2/27 @ Minn-Duluth - second period
ASSISTS/GAME	(3) three times, last John Pohl, 2/27 @ Minnesota-Duluth
ASSISTS/PERIOD	(2) 11 times, last John Pohl, 2/27 vs. Minn-Duluth - second period
POINTS/GAME	(5) Reggie Berg (4-1--5), 2/27 @ Minnesota-Duluth
POINTS/PERIOD	(3) 24 times, last Smith and Berg on 2/27 @ Minnesota-Duluth - first period
PENALTIES/GAME	(4) Erik Westrum, 1/10 @ Denver
PIM/GAME	(16) Erik Westrum, 1/10 @ Denver
SHOTS ON GOAL/GAME	(11) Reggie Berg, 2/27 @ Minnesota-Duluth
SAVES/GAME	(34) Adam Hauser, 1/23 @ North Dakota
+/- RATING/GAME	(+3) three times, last Smith and Kohn, 2/26 @ Minn-Duluth

quick stats by series

	IB	UMD	SCSU	@WIS	CC	UND	@UAA	SHOW	MAR	@BC	@DU	MSU	@UND	MTU	@CC	UAA	SCSU	@UMD	WIS
Hauser	L 6g 18s	W 1g 16s	W 0g 26s	2W 4g 48s	2L 13g 37s	LT 8g 58s	WL 5g 51s	LW 4g 49s	2L 9g 51s	LT 11g 60s	TL 7g 41s	2T 8g 45s	2L 11g 45s	2W 4g 42s	2L 7g 50s	WL 5g 38s	2T 6g 46s	2W 8g 49s	LT 7g 59s
Nenovich	0-0-0	0-0-0	0-0-0	dnp	0-0-0	0-0-0	0-0-0	0-0-0	0-0-0	0-0-0	dnp	dnp	dnp	0-0-0	0-0-0	dnp	dnp	dnp	dnp
Leopold	0-2-2	0-1-1	0-3-3	0-1-1	0-1-1	1-0-1	2-0-2	2-0-2	dnp	dnp	0-0-0	0-3-3	0-0-0	0-0-0	0-0-0	0-1-1	1-0-1	0-1-1	1-0-1
Mills	0-0-0	0-1-1	0-1-1	0-0-0	0-0-0	2-0-2	0-2-2	0-1-1	0-1-1	0-0-0	0-0-0	0-1-1	0-0-0	0-0-0	0-1-1	dnp	0-0-0	0-3-3	0-1-1
Trebil	dnp	0-0-0	0-0-0	0-0-0	0-0-0	0-1-1	0-0-0	dnp	0-0-0	1-0-1	0-0-0	0-1-1	0-0-0	0-0-0	dnp	0-0-0	dnp	dnp	dnp
Timmons	0-1-1	dnp	dnp	dnp	dnp	dnp	0-1-1	0-0-0	1-0-1	0-0-0	dnp	0-0-0	0-0-0	dnp	dnp	0-0-0	0-0-0	dnp	dnp
Westrum	1-0-1	0-1-1	0-1-1	2-0-2	0-0-0	0-1-1	0-0-0	0-1-1	0-2-2	1-3-4	0-1-1	2-2-4	0-3-3	0-0-0	0-1-1	0-1-1	1-2-3	1-2-3	2-0-2
Pohl	0-1-1	0-0-0	0-0-0	1-0-1	0-0-0	0-0-0	0-0-0	0-1-1	1-1-2	1-0-1	0-1-1	0-0-0	0-1-1	1-0-1	0-0-0	1-1-2	0-0-0	0-3-3	0-0-0
Anderson	0-1-1	0-2-2	1-0-1	0-1-1	0-0-0	0-0-0	0-0-0	1-1-2	0-0-0	1-0-1	0-0-0	0-0-0	1-0-1	1-0-1	0-1-1	1-1-2	1-0-1	1-0-1	0-0-0
Wendell	0-0-0	0-0-0	1-0-1	0-0-0	1-1-2	0-0-0	0-1-1	0-0-0	0-0-0	0-0-0	0-1-1	0-0-0	1-0-1	0-1-1	0-0-0	1-0-1	0-0-0	1-1-2	0-0-0
Meyer	0-0-0	0-0-0	0-0-0	0-0-0	0-0-0	0-0-0	1-1-2	0-0-0	0-1-1	0-0-0	0-0-0	1-0-1	dnp	1-0-1	0-0-0	0-0-0	0-1-1	0-0-0	1-1-2
N. Miller	1-1-2	0-1-1	2-0-2	0-0-0	0-0-0	1-0-1	0-0-0	0-0-0	1-1-2	0-1-1	0-0-0	0-0-0	0-1-1	0-1-1	0-0-0	0-0-0	1-0-1	0-0-0	0-1-1
C. Miller	0-0-0	0-0-0	dnp	dnp	dnp	dnp	dnp	dnp	dnp	dnp	dnp	dnp	dnp	dnp	dnp	dnp	dnp	dnp	dnp
Senden	0-0-0	0-0-0	0-0-0	0-0-0	1-0-1	0-0-0	0-0-0	0-0-0	1-0-1	0-1-1	1-0-1	1-0-1	0-1-1	0-1-1	0-1-1	0-0-0	0-0-0	dnp	dnp
Smith	1-2-3	2-0-2	2-0-2	0-2-2	0-1-1	1-2-3	2-1-3	1-1-2	1-2-3	1-0-1	1-0-1	2-1-3	1-1-2	1-0-1	0-0-0	1-2-3	0-0-0	4-2-6	1-1-2
Berg	2-2-4	0-2-2	1-0-1	1-2-3	0-0-0	1-2-3	2-2-4	0-0-0	0-0-0	0-3-3	0-2-2	0-2-2	2-0-2	1-2-3	0-0-0	2-1-3	0-1-1	4-2-6	1-1-2
Lyons	0-0-0	0-0-0	0-0-0	0-0-0	0-0-0	0-1-1	0-2-2	0-0-0	0-0-0	0-0-0	1-0-1	0-0-0	0-1-1	0-0-0	0-0-0	0-0-0	0-0-0	0-0-0	0-0-0
Kohn	0-1-1	0-0-0	0-1-1	0-0-0	0-0-0	0-0-0	0-0-0	0-0-0	0-0-0	0-1-1	0-0-0	0-0-0	1-0-1	0-0-0	0-0-0	0-0-0	0-0-0	0-1-1	2-0-2
O'Leary	0-0-0	0-0-0	0-0-0	0-0-0	0-1-1	dnp	dnp	dnp	dnp	dnp	dnp	0-0-0	0-0-0	dnp	dnp	dnp	0-0-0	0-1-1	0-0-0
Angell	0-0-0	0-1-1	0-1-1	0-2-2	0-0-0	dnp	dnp	dnp	0-0-0	1-0-1	0-0-0	0-0-0	0-1-1	0-1-1	0-0-0	0-0-0	0-0-0	0-1-1	0-1-1
Miskovich	2-0-2	2-0-2	0-0-0	0-0-0	0-0-0	1-1-2	0-0-0	0-0-0	0-1-1	0-2-2	0-0-0	1-0-1	1-2-3	0-1-1	1-0-1	0-0-0	1-1-2	0-1-1	0-0-0
Leimbek	0-0-0	0-0-0	dnp	0-0-0	0-0-0	0-0-0	0-2-2	0-0-0	dnp	dnp	dnp	0-1-1	1-1-2	2-3-5	1-0-1	0-0-0	0-0-0	0-1-1	0-0-0
Pagel	0-1-1	0-1-1	0-0-0	dnp	dnp	dnp	dnp	0-0-0	0-1-1	1-1-2	0-0-0	0-0-0	dnp	1-3-4	0-0-0	0-1-1	0-1-1	1-1-2	0-0-0
Spehar	1-1-2	1-0-1	1-2-3	2-1-3	0-0-0	0-5-5	0-0-0	0-1-1	1-2-3	0-0-0	0-0-0	1-1-2	1-0-1	0-1-1	0-0-0	1-1-2	1-2-3	0-1-1	0-1-1

First Round History

Minnesota has a 47-15-2 (.750) record in WCHA first-round playoff games, and is 21-3-0 (.875) in first round games since the current Final Four/Five format was adopted in 1987-88. The following is a breakdown of Minnesota's first round foes in Doug Woog's 13 seasons as head coach:

Year	Opponent	Scores
1997-98	@Minnesota-Duluth	L 3-7, W 5-0, L 4-5
1996-97	Alaska-Anchorage	W 8-2, 5-1
1995-96	Alaska-Anchorage	W 6-4, 7-1
1994-95	Minnesota-Duluth	W 5-4, 4-3
1993-94	Denver	W 8-5, 6-3
1992-93	North Dakota	W 6-4, 5-4
1991-92	North Dakota	L 3-5, W 9-2, 3-1
1990-91	Michigan Tech	W 5-3, 6-5
1989-90	Colorado College	W 9-3, 9-2
1988-89	Colorado College	W 5-4, 7-1
1987-88	Colorado College	W 7-0, 5-0
1986-87	Michigan Tech	W 9-4, 8-5
1985-86	Colorado College	W 10-4, 4-3

First Round WCHA Playoff Records vs.:

North Dakota (4-3-0), St. Cloud State (have not played), Wisconsin (1-2-0), Colorado College (14-1-1), Minnesota-Duluth (8-4-0), Michigan Tech (8-0-0), Denver (2-2-0), Alaska-Anchorage (4-0-0), Northern Michigan (1-1-0), Michigan (4-1-1), Notre Dame (1-1-0)

Notes: Fifth-seeded teams have defeated sixth-seeded teams in four of the last six WCHA first-round playoff series • home teams have a cumulative record of 188-56-9 (.761) in first-round playoff games • home teams have won 42 of 50 series since the inception of the WCHA Final Four/Five • the Golden Gophers have opened the playoffs on the road only one time (last season) since the 1976-77 season • ties were during the seasons of the two-game, total-goal series format

News & Notes

Gopher Hockey Team Awards Presented: The University of Minnesota hockey team held its annual awards banquet Sunday afternoon at the Radisson Metrodome in Minneapolis. A total of four seniors were honored along with the following award winners. All awards are voted on by the players and staff: **Mike Crupi Award - Most Determined Player - Erik Wendell and Mike Anderson;** **Elwin "Doc" Romnes Leadership/Sportsmanship Award - Bill Kohn;** **Dr. V. George Nagobads Unsung Hero Award - Erik Westrum and Reggie Berg;** **Frank Pond Rookie of the Year Award - Jordan Leopold;** **John Mayasich Outstanding Student-Athlete Award - Nate Miller;** **John Mariucci Most Valuable Player Award - Wyatt Smith;** **Donald M. Clark Leadership (community service) Award - Mike Lyons**

In addition, awards were given to 1998-99 captains **Wyatt Smith** and **Bill Kohn**. First goal awards were presented to junior **Brad Timmons**, sophomore **Matt Leimbek**, and freshmen **John Pohl**, **Erik Wendell**, **Doug Meyer**, **Jordan Leopold**, and **Nick Angell**. Freshman goaltender **Adam Hauser** was recognized for his first career shutout.

goal breakdown

	Last Wknd	Last 5 Gms	Season
5-on-5	4	11	68
6-on-5	0	0	3
4-on-4	0	1	7
PPG	1	7	36
SHG	1	3	9
ENG	0	0	0

Scoring Sooner Or Later

Minnesota surrendered three goals last weekend against UW in the first two or final two minutes of a period, while the Golden Gophers did not score in the first two or final two minutes of a period. On the season, opponents have scored 35 goals against the Golden Gophers in the first two or final two minutes of a period, with 18 of those tallies either tying the game or giving the opponent the lead. By contrast, Minnesota has scored 23 times in the first two or last two minutes of a period, with 10 of those goals either giving the team a tie or lead. The Golden Gophers have been outscored by their opponents 23-6 in the first or final two minutes of a period in losses.

multiple-point games

Player(games)	Last Time	Record
Berg (10)	2/27 @ UMD (4g, 1a)	6-2-2
Smith (9)	2/27 @ UMD (1g, 2a)	5-1-3
Spehar (8)	2/19 @ SCSU (2a)	1-4-3
Westrum (7)	3/5 vs. WIS (2g)	1-4-2
Miskovich (4)	2/19 @ SCSU (1g, 1a)	1-2-1
Leimbek (3)	1/30 vs. MTU (1g, 1a)	2-1-0
Leopold (3)	1/15 vs. MSU (3a)	0-2-1
Pagel (3)	2/27 @ UMD (1g, 1a)	3-0-0
Anderson (2)	2/13 vs. UAA (1g, 1a)	2-0-0
N. Miller (2)	10/24 @ SCSU (2g)	1-1-0
Mills (2)	2/27 @ UMD (2a)	1-0-0
Kohn (1)	2/27 @ UMD (2g)	1-0-0
Meyer (1)	3/5 vs. WIS (1g, 1a)	0-1-1
Pohl (1)	2/27 @ UMD (3a)	1-0-0
Senden (1)	1/2 @ BC (2a)	0-1-0
Wendell (1)	2/27 @ UMD (1g, 1a)	1-0-0

University of Minnesota
1998-99 Men's Ice Hockey Statistics
WCHA Games Only

Golden Gophers	GP/ GS	G	A	Pts	+/-	Sht	Sht %	Pen/	Min	PP	SH	EN	GW	GT	HT
Reggie Berg	28/ 19	15	17	32	1	125	12.0	14/	28	2	1	0	2	1	1
Wyatt Smith	28/ 15	16	12	28	-4	98	16.3	13/	26	5	3	1	2	0	1
Dave Spehar	27/ 7	7	14	21	-7	75	9.3	13/	26	7	0	0	1	1	0
Erik Westrum	26/ 16	6	13	19	-8	75	8.0	18/	55	3	2	0	1	0	0
Aaron Miskovich	27/ 9	6	7	13	-6	77	7.8	11/	30	1	2	0	1	0	0
Jordan Leopold	28/ 15	5	8	13	-6	59	8.5	8/	16	1	0	0	0	1	0
Mike Anderson	28/ 5	6	5	11	-7	77	7.8	14/	28	0	0	0	2	0	0
Matt Leimbek	21/ 0	4	7	11	3	18	22.2	4/	8	3	0	0	1	0	0
Dylan Mills	25/ 5	2	9	11	4	33	6.1	11/	22	1	0	0	0	0	0
Erik Wendell	27/ 4	5	5	10	2	44	11.4	14/	28	1	0	0	0	0	0
John Pohl	27/ 3	3	6	9	-12	25	12.0	5/	10	0	0	0	0	0	0
Rico Pagel	18/ 0	2	7	9	2	30	6.7	3/	6	1	0	0	0	0	0
Nate Miller	28/ 13	4	4	8	-9	54	7.4	19/	46	2	0	0	0	0	0
Nick Angell	24/ 2	0	7	7	-11	26	0.0	7/	17	0	0	0	0	0	0
Doug Meyer	23/ 0	3	3	6	-4	21	14.3	7/	14	0	0	0	0	0	0
Bill Kohn	28/ 21	3	2	5	-2	38	7.9	23/	65	1	0	0	0	0	0
Stuart Senden	22/ 2	2	3	5	1	26	7.7	3/	6	0	0	0	0	0	0
Mike Lyons	28/ 4	1	4	5	-2	32	3.1	12/	24	0	0	0	0	0	0
Pat O'Leary	12/ 0	0	2	2	-3	8	0.0	2/	4	0	0	0	0	0	0
Brad Timmons	5/ 0	0	1	1	0	1	0.0	1/	2	0	0	0	0	0	0
Ryan Trebil	15/ 0	0	1	1	-3	10	0.0	11/	22	0	0	0	0	0	0
Mark Nenovich	8/ 0	0	0	0	1	4	0.0	5/	10	0	0	0	0	0	0
Adam Hauser	26/ 26	0	0	0	0	0	0.0	3/	6	0	0	0	0	0	0
Cory Miller	1/ 0	0	0	0	0	2	0.0	2/	4	0	0	0	0	0	0
Willy Marvin	3/ 2	0	0	0	0	0	0.0	0/	0	0	0	0	0	0	0
Team	5/ 0	0	0	0	0	0	0.0	0/	0	0	0	0	0	0	0
Rob LaRue	2/ 0	0	0	0	0	0	0.0	0/	0	0	0	0	0	0	0
Golden Gophers	28/ 28	90	137	227		958	9.4	226/	509	28	8	1	10	3	2
Opponents	28/ 28	99	155	254		792	12.5	231/	500	24	0	5	12	3	2

Bench Penalties: Golden Gophers 3 (6 Minutes); Opponents 4 (8 Minutes)
Power Play: Golden Gophers 28/137 (20.4%); Opponents 24/133 (18.0%);

Goaltending Statistics

Golden Gophers	GP/ GS	Min	GAA	W	L	T	ENG	Sho	GA	Sv	Sv %
Rob LaRue	2 / 0	27:06	0.00	0	0	0	0	0	0	13	1.000
Adam Hauser	26/ 26	1536:22	3.32	10	11	5	0	1	85	620	.879
Willy Marvin	3 / 2	138:58	3.89	0	1	1	0	0	9	60	.870
Golden Gophers	28/ 28	1702:26	3.31	10	12	6	5	1	94	693	.881
Opponents	28/ 28	1704:12	3.13	12	10	6	1	1	89	868	.907

Statistics by Period

Goals	1	2	3	OT	Tot	Penalties	1	2	3	OT	Tot
Golden Gophers	33	31	26	0	90	Golden Gophers	71	72	82	1	226
Opponents	43	27	29	0	99	Opponents	71	80	78	2	231
Shots	1	2	3	OT	Tot	Penalty Minutes	1	2	3	OT	Tot
Golden Gophers	297	327	316	18	958	Golden Gophers	161	144	202	2	509
Opponents	264	255	253	18	790	Opponents	161	160	175	4	500

University of Minnesota
1998-99 Men's Ice Hockey Statistics
Record: 12-17- 9/10-12- 6 WCHA

Golden Gophers	GP/ GS	G	A	Pts +/-	Sht	Sht %	Pen/	Min	PP	SH	EN	GW	GT	HT
Reggie Berg	38/ 26	17	24	41 1	181	9.4	25/	58	2	1	0	2	1	1
Wyatt Smith	38/ 20	22	18	40 -7	141	15.6	16/	35	8	3	1	3	0	1
Erik Westrum	36/ 20	10	21	31 -7	112	8.9	23/	73	4	2	0	1	1	0
Dave Spehar	37/ 10	10	19	29 -10	94	10.6	16/	32	10	0	0	1	1	0
Jordan Leopold	34/ 21	7	13	20 -5	81	8.6	10/	20	1	0	0	0	1	0
Aaron Miskovich	37/ 11	9	10	19 -7	91	9.9	14/	36	1	2	0	2	0	0
Mike Anderson	38/ 8	8	7	15 -7	101	7.9	27/	62	0	1	0	2	0	0
John Pohl	37/ 3	5	9	14 -11	34	14.7	6/	12	0	0	0	0	0	0
Dylan Mills	35/ 9	2	12	14 6	46	4.3	17/	34	1	0	0	0	0	0
Nate Miller	38/ 15	6	7	13 -11	69	8.7	25/	66	2	0	0	0	0	0
Rico Pagel	27/ 1	3	10	13 -1	47	6.4	4/	8	1	0	0	0	1	0
Matt Leimbek	24/ 0	4	8	12 4	23	17.4	5/	10	3	0	0	1	0	0
Erik Wendell	36/ 5	5	5	10 2	60	8.3	20/	40	1	0	0	0	0	0
Stuart Senden	31/ 3	4	5	9 3	41	9.8	5/	10	0	0	0	0	0	0
Doug Meyer	31/ 1	4	4	8 -6	26	15.4	7/	14	0	0	0	0	0	0
Nick Angell	32/ 4	1	7	8 -17	36	2.8	9/	21	1	0	0	0	0	0
Bill Kohn	38/ 27	3	4	7 0	58	5.2	32/	83	1	0	0	0	0	0
Mike Lyons	38/ 6	1	4	5 -5	45	2.2	18/	52	0	0	0	0	0	0
Brad Timmons	10/ 0	1	2	3 1	5	20.0	3/	6	0	0	0	0	0	0
Ryan Trebil	20/ 0	1	2	3 -5	17	5.9	16/	40	0	0	0	0	0	0
Pat O'Leary	14/ 0	0	2	2 -2	9	0.0	4/	8	0	0	0	0	0	0
Mark Nenovich	13/ 0	0	0	0 0	8	0.0	9/	18	0	0	0	0	0	0
Adam Hauser	35/ 35	0	0	0 0	0	0.0	5/	10	0	0	0	0	0	0
Cory Miller	2/ 0	0	0	0 0	6	0.0	3/	6	0	0	0	0	0	0
Willy Marvin	4/ 3	0	0	0 0	0	0.0	0/	0	0	0	0	0	0	0
Team	6/ 0	0	0	0 0	0	0.0	0/	0	0	0	0	0	0	0
Rob LaRue	2/ 0	0	0	0 0	0	0.0	0/	0	0	0	0	0	0	0
Golden Gophers	38/ 38	123	193	316	1331	9.2	323/	762	36	9	1	12	5	2
Opponents	38/ 38	141	215	356	1077	13.1	334/	757	35	1	6	17	4	3

Bench Penalties: Golden Gophers 4 (8 Minutes); Opponents 5 (10 Minutes)
Power Play: Golden Gophers 36/193 (18.7%); Opponents 35/183 (19.1%);

Goaltending Statistics

Golden Gophers	GP/ GS	Min	GAA	W	L	T	ENG	Sho	GA	Sv	Sv %
Rob LaRue	2/ 0	27:06	0.00	0	0	0	0	0	0	13	1.000
Adam Hauser	35/ 35	2085:43	3.54	11	16	8	0	1	123	843	.873
Willy Marvin	4/ 3	198:58	3.62	1	1	1	0	0	12	80	.870
Golden Gophers	38/ 38	2311:47	3.50	12	17	9	6	1	135	936	.874
Opponents	38/ 38	2318:20	3.16	17	12	9	1	1	122	1208	.908

Statistics by Period

Goals	1	2	3	OT	Tot	Penalties	1	2	3	OT	Tot
Golden Gophers	38	42	43	0	123	Golden Gophers	102	94	118	9	323
Opponents	53	43	45	0	141	Opponents	102	105	118	9	334
Shots	1	2	3	OT	Tot	Penalty Minutes	1	2	3	OT	Tot
Golden Gophers	404	459	442	261	1331	Golden Gophers	226	188	322	26	762
Opponents	352	371	334	181	1075	Opponents	223	229	287	18	757

MINNESOTA HOCKEY CAREER STATS

Note: Current players are listed who have played more than one full season of college hockey. Totals are updated through the 1998-99 regular season.

#4 • Dylan Mills

Year	GP	G	A	TP	P/PIM	PP	GW	SH	HT
97-98	39	1	10	11	16/32	0	0	0	0
98-99	35	2	12	14	17/34	1	0	0	0
Total	74	3	22	25	33/66	1	0	0	0

#7 • Erik Westrum

Year	GP	G	A	TP	P/PIM	PP	GW	SH	HT
97-98	39	6	12	18	20/43	1	1	1	0
98-99	36	10	21	31	23/73	4	1	2	0
Total	75	16	33	49	43/116	5	2	3	0

#14 • Cory Miller

Year	GP	G	A	TP	P/PIM	PP	GW	SH	HT
96-97	11	1	0	1	0/0	0	0	0	0
97-98	22	0	0	0	11/30	0	0	0	0
98-99	2	0	0	0	3/6	0	0	0	0
Total	35	1	0	1	14/36	0	0	0	0

#19 • Reggie Berg

Year	GP	G	A	TP	P/PIM	PP	GW	SH	HT
95-96	40	23	11	34	29/69	2	2	1	2
96-97	38	11	26	37	20/48	3	1	0	0
97-98	39	20	19	39	22/55	5	1	1	0
98-99	38	17	24	41	25/58	2	2	1	1
Total	155	71	80	151	96/230	12	6	3	3

#27 • Aaron Miskovich

Year	GP	G	A	TP	P/PIM	PP	GW	SH	HT
97-98	28	4	8	12	7/14	1	0	1	0
98-99	37	9	10	19	14/36	1	2	2	0
Total	65	13	18	31	21/50	2	2	3	0

#33 • Dave Spehar

Year	GP	G	A	TP	P/PIM	PP	GW	SH	HT
96-97	40	20	17	37	15/30	11	5	0	0
97-98	39	19	18	37	17/34	8	2	0	0
98-99	37	10	19	29	16/32	10	1	0	0
Total	116	49	54	103	48/96	29	8	0	0

#5 • Ryan Trebil

Year	GP	G	A	TP	P/PIM	PP	GW	SH	HT
96-97	8	0	0	0	4/8	0	0	0	0
97-98	39	2	3	5	37/96	0	0	0	0
98-99	20	1	2	3	16/40	0	0	0	0
Total	67	3	5	8	57/144	0	0	0	0

#10 • Mike Anderson

Year	GP	G	A	TP	P/PIM	PP	GW	SH	HT
95-96	28	3	6	9	20/51	0	1	0	0
96-97	42	9	11	20	19/46	1	0	0	0
97-98	31	12	13	25	23/62	3	0	0	0
98-99	38	8	7	15	27/62	0	2	1	0
Total	139	32	37	69	89/221	4	3	1	0

#15 • Stuart Senden

Year	GP	G	A	TP	P/PIM	PP	GW	SH	HT
97-98	32	5	3	8	9/18	0	0	0	0
98-99	31	4	5	9	5/10	0	0	0	0
Total	63	9	8	17	14/28	0	0	0	0

#21 • Mike Lyons

Year	GP	G	A	TP	P/PIM	PP	GW	SH	HT
96-97	32	1	5	6	23/68	0	0	0	0
97-98	38	1	12	13	30/60	0	0	0	0
98-99	38	1	4	5	18/52	0	0	0	0
Total	108	3	21	24	71/180	0	0	0	0

#28 • Matt Leimbek

Year	GP	G	A	TP	P/PIM	PP	GW	SH	HT
97-98	39	0	5	5	8/24	0	0	0	0
98-99	24	4	8	12	5/10	3	1	0	0
Total	63	4	13	17	13/34	3	1	0	0

#35 • Erik Day

Year	G	W-L-T	MIN	GA	GAA	SV	SV%
96-97	5	3-1-0	240	4	1.00	86	.956
97-98	9	3-2-0	389	24	3.70	144	.857
98-99	0	0-0-0	0	0	x.xx	0	.xxx
Total	14	6-3-0	629	28	2.67	230	.891

#6 • Brad Timmons

Year	GP	G	A	TP	P/PIM	PP	GW	SH	HT
95-96	32	1	2	3	25/61	0	0	0	0
96-97	17	0	0	0	7/14	0	0	0	0
97-98	transfer rule - sat out season								
98-99	10	1	2	3	3/6	0	0	0	0
Total	59	2	4	6	35/81	0	0	0	0

#13 • Nate Miller

Year	GP	G	A	TP	P/PIM	PP	GW	SH	HT
96-97	40	5	9	14	14/36	0	3	0	0
97-98	39	8	6	14	21/42	2	0	0	0
98-99	38	6	7	13	25/66	2	0	0	0
Total	117	19	22	41	60/144	4	3	0	0

#17 • Wyatt Smith

Year	GP	G	A	TP	P/PIM	PP	GW	SH	HT
95-96	32	4	5	9	16/32	0	1	1	0
96-97	38	16	14	30	18/44	3	4	1	0
97-98	39	24	23	47	31/62	3	3	1	2
98-99	38	22	18	40	16/35	8	3	3	1
Total	147	66	60	126	81/173	14	11	6	3

#24 • Bill Kohn

Year	GP	G	A	TP	P/PIM	PP	GW	SH	HT
95-96	7	0	2	2	4/8	0	0	0	0
96-97	42	5	10	15	40/80	2	1	0	0
97-98	36	4	16	20	35/89	1	0	0	0
98-99	38	3	4	7	32/83	1	0	0	0
Total	123	12	32	44	111/260	4	1	0	0

#29 • Rico Pagel

Year	GP	G	A	TP	P/PIM	PP	GW	SH	HT
96-97	29	5	5	10	6/12	0	0	0	0
97-98	39	8	11	19	9/18	1	2	0	0
98-99	27	3	10	13	4/8	1	0	0	0
Total	95	16	26	42	19/38	2	2	0	0

MINNESOTA INDIVIDUAL POSTSEASON STATISTICS

Cumulative Postseason Statistics • Current Players

Player	Total Games	WCHA Playoffs	WCHA Final Five	NCAA Tournament	Postseason Total
		(G-A--Pts/Pen-Min)	(G-A--Pts/Pen-Min)	(G-A--Pts/Pen-Min)	(G-A--Pts/Pen-Min)
Reggie Berg	15	6-3--9/6-12	2-1--3/3-6	1-3--4/3-6	9-7--16/12-24
Wyatt Smith	15	2-6--8/6-12	0-0--0/1-2	2-0--2/3-6	4-6--10/10-20
Dave Spehar	9	3-0--3/2-4	1-0--1/0-0	2-0--2/0-0	6-0--6/2-4
Rico Pagel	9	3-0--3/1-2	0-0--0/1-2	0-0--0/0-0	3-0--3/2-4
Mike Anderson	9	1-1--2/6-20	0-0--0/0-0	0-1--1/1-2	1-2--3/7-22
Nate Miller	9	1-0--1/3-6	0-1--1/0-0	0-1--1/0-0	1-2--3/3-6
Erik Westrum	3	0-3--3/1-2			0-3--3/1-2
Bill Kohn	9	0-2--2/5-10	0-0--0/3-6	0-0--0/2-4	0-2--2/10-20
Mike Lyons	5	0-1--1/2-4			0-1--1/2-4
Dylan Mills	3	0-1--1/1-2			0-1--1/1-2
Ryan Trebil	3	0-0--0/6-23			0-0--0/6-23
Matt Leimbek	3	0-0--0/4-16			0-0--0/4-16
Cory Miller	3	0-0--0/4-16			0-0--0/4-16
Aaron Miskovich	3	0-0--0/1-2			0-0--0/1-2

WCHA First Round • Cumulative

Player (gms)	G-A--Pts	Pen-Min
Berg (7)	6-3--9	6-12
Smith (7)	2-6--8	6-12
Pagel (5)	3-0--3	1-2
Spehar (5)	3-0--3	2-4
Westrum (3)	0-3--3	1-2
Anderson (5)	1-1--2	6-20
Kohn (5)	0-2--2	5-10
N. Miller (5)	1-0--1	3-6
Lyons (5)	0-1--1	2-4
Trebil (3)	0-0--0	6-23
C. Miller (3)	0-0--0	4-16
Leimbek (3)	0-0--0	4-16
Miskovich (3)	0-0--0	1-2
Mills (3)	0-1--1	1-2

1998 WCHA First Round

Player (gms)	G-A--Pts	Pen-Min
Smith (3)	1-3--4	4-8
Pagel (3)	3-0--3	0-0
Westrum (3)	0-3--3	1-2
Spehar (3)	2-0--2	2-4
Berg (3)	1-1--2	2-4
Kohn (3)	0-2--2	3-6
N. Miller (3)	1-0--1	2-4
Anderson (3)	1-0--1	6-20
Lyons (3)	0-1--1	2-4
Mills (3)	0-1--1	1-2
Trebil (3)	0-0--0	6-23
C. Miller (3)	0-0--0	4-16
Leimbek (3)	0-0--0	4-16
Miskovich (3)	0-0--0	1-2

1997 WCHA First Round

Player (gms)	G-A--Pts	Pen-Min
Berg (2)	3-2--5	1-2
Smith (2)	1-2--3	0-0
Spehar (2)	1-0--1	0-0
Anderson (2)	0-1--1	0-0
Pagel (2)	0-0--0	1-2
Kohn (2)	0-0--0	2-4
N. Miller (2)	0-0--0	1-2

1996 WCHA First Round

Player (gms)	G-A--Pts	Pen-Min
Berg (2)	2-0--2	3-6
Smith (2)	0-1--1	2-4

WCHA Final Five • Cumulative

Player (gms)	G-A--Pts	Pen-Min
Berg (4)	2-1--3	3-6
Spehar (2)	1-0--1	0-0
N. Miller (2)	0-1--1	0-0
Smith (4)	0-0--0	1-2
Kohn (2)	0-0--0	3-6
Pagel (2)	0-0--0	1-2

1997 WCHA Final Five

Player (gms)	G-A--Pts	Pen-Min
Spehar (2)	1-0--1	0-0
Berg (2)	0-1--1	1-2
N. Miller (2)	0-1--1	0-0
Kohn (2)	0-0--0	3-6
Pagel (2)	0-0--0	1-2

1996 WCHA Final Five

Player (gms)	G-A--Pts	Pen-Min
Berg (2)	2-0--2	2-4
Smith (2)	0-0--0	1-2

NCAA Tournament • Cumulative

Player (gms)	G-A--Pts	Pen-Min
Berg (4)	1-3--4	3-6
Smith (4)	2-0--2	3-6
Spehar (2)	2-0--2	0-0
Anderson (4)	0-1--1	1-2
N. Miller (2)	0-1--1	0-0
Kohn (2)	0-0--0	2-4

1997 NCAA Tournament

Player (gms)	G-A--Pts	Pen-Min
Berg (2)	0-3--3	2-4
Spehar (2)	2-0--2	0-0
Anderson (2)	0-1--1	1-2
N. Miller (2)	0-1--1	0-0
Kohn (2)	0-0--0	2-4
Smith (2)	0-0--0	2-4

1996 NCAA Tournament

Player (gms)	G-A--Pts	Pen-Min
Smith (2)	2-0--2	1-2
Berg (2)	1-0--1	1-2

University of Minnesota
1998-99 Men's Ice Hockey Statistics
Record: 12-17- 9/10-12- 6 WCHA

Date	Opponent	Score	Record	Site	Attend	Goaltender of Record
10/ 9	St. Lawrence	4 - 6 L	0- 1	H Mariucci Arena	9456	Adam Hauser
10/10	Ohio State	W 4 - 3	1- 1	H Mariucci Arena	9467	Willy Marvin
10/16	*Minnesota-Duluth	2 - 2 T OT	1- 1- 1	H Mariucci Arena	9791	Willy Marvin
10/17	*Minnesota-Duluth	W 3 - 1	2- 1- 1	H Mariucci Arena	9787	Adam Hauser
10/23	*St. Cloud State	W 3 - 0	3- 1- 1	H Mariucci Arena	9790	Adam Hauser
10/24	*St. Cloud State	5 - 6 L	3- 2- 1	A St. Cloud, Minn.	7051	Willy Marvin
10/30	*Wisconsin	W 3 - 2	4- 2- 1	A Madison, Wis.	13057	Adam Hauser
10/31	*Wisconsin	W 3 - 2	5- 2- 1	A Madison, Wis.	14059	Adam Hauser
11/ 6	*Colorado College	1 - 7 L	5- 3- 1	H Mariucci Arena	9776	Adam Hauser
11/ 7	*Colorado College	1 - 6 L	5- 4- 1	H Mariucci Arena	9841	Adam Hauser
11/13	*North Dakota	4 - 4 T OT	5- 4- 2	H Mariucci Arena	9860	Adam Hauser
11/14	*North Dakota	3 - 5 L	5- 5- 2	H Mariucci Arena	9908	Adam Hauser
11/20	*Alaska-Anchorage	3 - 5 L	5- 6- 2	A Anchorage, Alaska	3882	Adam Hauser
11/21	*Alaska-Anchorage	W 4 - 1	6- 6- 2	A Anchorage, Alaska	4733	Adam Hauser
11/27	Michigan	2 - 3 L	6- 7- 2	H Mariucci Arena	9822	Adam Hauser
11/29	Michigan State	W 2 - 1	7- 7- 2	H Mariucci Arena	9563	Adam Hauser
12/27	Princeton	1 - 4 L	7- 8- 2	H Mariucci Arena	9829	Adam Hauser
12/28	Ohio State	5 - 6 L	7- 9- 2	H Mariucci Arena	9648	Adam Hauser
1/ 2	Boston College	4 - 8 L	7-10- 2	A Boston, Mass.	4124	Adam Hauser
1/ 3	Boston College	3 - 3 T OT	7-10- 3	A Boston, Mass.	3234	Adam Hauser
1/ 9	*Denver	3 - 3 T OT	7-10- 4	A Colo. Springs, Colo.	1243	Adam Hauser
1/10	*Denver	0 - 5 L	7-11- 4	A Denver, Colo.	3738	Adam Hauser
1/15	Minn. State, Mankato	6 - 6 T OT	7-11- 5	H Mariucci Arena	9816	Adam Hauser
1/16	Minn. State, Mankato	2 - 2 T OT	7-11- 6	H Mariucci Arena	9807	Adam Hauser
1/22	*North Dakota	4 - 5 L	7-12- 6	A Grand Forks, N.D.	6067	Adam Hauser
1/23	*North Dakota	5 - 6 L	7-13- 6	A Grand Forks, N.D.	6067	Adam Hauser
1/29	*Michigan Tech	W 4 - 2	8-13- 6	H Mariucci Arena	9731	Adam Hauser
1/30	*Michigan Tech	W 4 - 2	9-13- 6	H Mariucci Arena	9814	Adam Hauser
2/ 5	*Colorado College	1 - 5 L	9-14- 6	A Colo. Springs, Colo.	7181	Adam Hauser
2/ 6	*Colorado College	1 - 3 L	9-15- 6	A Colo. Springs, Colo.	7296	Adam Hauser
2/13	*Alaska-Anchorage	W 5 - 1	10-15- 6	H Mariucci Arena	9808	Adam Hauser
2/14	*Alaska-Anchorage	2 - 4 L	10-16- 6	H Mariucci Arena	9716	Adam Hauser
2/19	*St. Cloud State	4 - 4 T OT	10-16- 7	A St. Cloud, Minn.	6587	Adam Hauser
2/20	*St. Cloud State	2 - 2 T OT	10-16- 8	H Mariucci Arena	9835	Adam Hauser
2/26	*Minnesota-Duluth	W 4 - 1	11-16- 8	A Duluth, Minn.	5347	Adam Hauser
2/27	*Minnesota-Duluth	W 10 - 7	12-16- 8	A Duluth, Minn.	5390	Adam Hauser
3/ 5	*Wisconsin	4 - 6 L	12-17- 8	H Mariucci Arena	9836	Adam Hauser
3/ 6	*Wisconsin	2 - 2 T OT	12-17- 9	H Mariucci Arena	9826	Adam Hauser

*-WCHA Game

Record	W	L	T	Pct	Attendance #	Total	Avg
All Games	12	17	9	.434	Home	22	214727
WCHA	10	12	6	.464	Away	16	99056
Home	7	9	6	.455	Neutral	0	0
Away	5	8	3	.406	Total	38	313783
Neutral	0	0	0	.000			8257
Ahead After 1 Period	5	2	3	.650			
Behind After 1 Period	0	9	5	.179			
Tied After 1 Period	7	6	1	.536			
Ahead After 2 Periods	9	2	1	.792			
Behind After 2 Periods	0	11	4	.133			
Tied After 2 Periods	3	4	4	.455			
Score First	9	7	1	.559			
Do Not Score First	3	10	8	.333			
Overtime Games	0	0	9	.500			

GOLDEN GOPHER HOCKEY

Weekly Release & Notes/March 18, 1999



M10
9165h

1999 NSP/WCHA FINAL FIVE

ST. CLOUD STATE (16-17-5, 9-16-4) vs. MINNESOTA (14-17-9, 10-12-6)

TARGET CENTER/MINNEAPOLIS, MINN.

THURSDAY, MARCH 18 7:05 P.M. CST (MSC, KSTP-AM 1500)

Series Information

Minnesota leads 24-9-5
 Last 10 games - Minnesota leads 5-3-2
 First meeting - 10/10/90, Tied 3-3
 Last meeting - 2/20/98, Tied 2-2
 Minnesota's longest win streak - 10
 St. Cloud State's longest win streak - 2
 Record at St. Cloud State - 8-7-2 (MN)
 Record at Mariucci Arena - 14-2-1 (MN)
 Record at other venues - 2-0-1 (MN)
 Record in postseason - 2-0-0 (MN)

Team Comparisons

Minnesota		St. Cloud State
36/197 (.183)	PP	20/156 (.128)
28/137 (.204)	WCHA PP	10/106 (.094)
151/186 (.812)	PK	158/200 (.210)
109/133 (.820)	WCHA PK	113/149 (.758)
5-2-3 (.650)	Last 10 games	4-4-2 (.500)
9-9-6 (.500)	Home	9-10-1 (.475)
5-8-3 (.406)	Road	7-7-4 (.500)
3.20	Goals/Game	3.13
3.53	Goals Allowed/Game	3.08
8.20	Penalties/Game	7.45
34.90	Shots On Goal/Game	29.42

Series Notes: Minnesota and St. Cloud State have played previously at Target Center (3/7/93, 2-2 tie), with the game designated as the Huskies' home contest • a total of 29 of the last 32 meetings in the series have been decided by three goals or less • Minnesota won 10 of the first 11 games in series history • there has been a goal scored in the first 5:25 of nine of the last 12 regular-season games between the two programs • half of the goals scored in the meetings this season (13 of 26) have been scored in the third period

Notes vs. Huskies: Minnesota has outshot SCSU in each of the last nine games, and totalled a 345-218 shots on goal advantage in those contests (average of 38-24) • the Huskies have totalled more penalties and penalty minutes in six of the last eight games • Reggie Berg scored a hat trick by notching a shorthanded, even-strength, and power-play goal in Minnesota's 6-2 win on 3/6/98

Earlier This Season vs. Huskies: Minnesota was 1-1-2 in four games against SCSU this season • Minnesota was 6-for-23 (.261) on the power play, while holding the Huskies to just 1-for-18 (.056) with the man advantage • SCSU scored first in three of the four games • goaltender Adam Hauser posted his first career shutout in the 3-0 win on 10/23/98

Postseason vs. Huskies: Minnesota and St. Cloud State have faced off two other times in the WCHA Final Five. The Golden Gophers claimed a 3-2 overtime win on 3/19/94 at Bradley Center in the championship game that season. Minnesota won another extra-session game by downing the Huskies 5-4 in overtime on 3/14/97 in a semifinal game at St. Paul Civic Center. Current senior Reggie Berg assisted on the game-tying, third-period goal in the win in 1997.

Career Scoring vs. St. Cloud State

Player (games)	G-A-Pts	Notes
Reggie Berg (17)	8-7--15	Scored third career hat trick on 3/6/98
Dave Spehar (12)	5-8--13	Has 2-4--6 vs. SCSU in four games this season
Nate Miller (13)	4-3--7	Has three goals vs. SCSU this season
Rico Pagel (13)	4-3--7	Netted first collegiate goal on 12/15/96
Mike Anderson (17)	3-1--4	Tallied lone MN goal in 12/20/97 loss
Wyatt Smith (17)	3-1--4	Scored two goals this season
Jordan Leopold (4)	1-3--4	Game-tying goal with 2:05 remaining on 2/19/99
Bill Kohn (13)	1-3--4	Netted lone MN goal in 3-1 loss on 12/19/97
Aaron Miskovich (7)	1-2--3	Two points on 2/19/99 (1g, 1a)
Mike Lyons (13)	0-3--3	Chipped in assist in 3/7/98 win
Erik Westrum (8)	0-3--3	Assisted on first goal in 5-3 senior night win
Ryan Trebil (7)	1-0--1	Scored goal in 6-2 win on 3/6/98
Erik Wendell (4)	1-0--1	Scored first collegiate goal on 10/23/98
Nick Angell (4)	0-1--1	Assist on first N. Miller goal on 10/24/98
Matt Leimbek (6)	0-1--1	Assisted on Trebil's goal
Dylan Mills (8)	0-1--1	Assist on Spehar goal on 10/24/98
Doug Meyer (4)	0-1--1	Assist on Anderson goal on 2/20/98

1998-99 SCHEDULE/RESULTS

Oct. 9	#ST. LAWRENCE	L 4-6
Oct. 10	#OHIO STATE	W 4-3
Oct. 16	MINNESOTA-DULUTH	T 2-2
Oct. 17	MINNESOTA-DULUTH	W 3-1
Oct. 23	ST. CLOUD STATE	W 3-0
Oct. 24	@ St. Cloud State	L 5-6
Oct. 30	@ Wisconsin	W 3-2
Oct. 31	@ Wisconsin	W 3-2
Nov. 6	COLORADO COLLEGE	L 1-7
Nov. 7	COLORADO COLLEGE	L 1-6
Nov. 13	NORTH DAKOTA	T 4-4
Nov. 14	NORTH DAKOTA	L 3-5
Nov. 20	@ Alaska-Anchorage	L 3-5
Nov. 21	@ Alaska-Anchorage	W 4-1
Nov. 27	#MICHIGAN	L 2-3
Nov. 29	#MICHIGAN STATE	W 2-1
Dec. 27	#PRINCETON	L 1-4
Dec. 28	#OHIO STATE	L 5-6
Dec. 30	*IF BJORKLOVEN	L 4-6
Jan. 2	#@ Boston College	L 4-8
Jan. 3	#@ Boston College	T 3-3
Jan. 9	@ Denver (World Arena)	T 3-3
Jan. 10	@ Denver (McNichols)	L 0-5
Jan. 15	#MINNESOTA STATE-MANKATO	T 6-6
Jan. 16	#MINNESOTA STATE-MANKATO	T 2-2
Jan. 22	@ North Dakota	L 4-5
Jan. 23	@ North Dakota	L 5-6
Jan. 29	MICHIGAN TECH	W 4-2
Jan. 30	MICHIGAN TECH	W 4-2
Feb. 5	@ Colorado College	L 1-5
Feb. 6	@ Colorado College	L 1-3
Feb. 13	ALASKA-ANCHORAGE	W 5-1
Feb. 14	ALASKA-ANCHORAGE	L 2-4
Feb. 19	@ St. Cloud State	T 4-4
Feb. 20	ST. CLOUD STATE	T 2-2
Feb. 26	@ Minnesota-Duluth	W 4-1
Feb. 27	@ Minnesota-Duluth	W 10-7
March 5	WISCONSIN	L 4-6
March 6	WISCONSIN	T 2-2
March 12	\$ALASKA-ANCHORAGE	W 4-0
March 13	\$ALASKA-ANCHORAGE	W 1-0
March 18	%ST. CLOUD STATE	7:05 p.m.
March 25-27	NCAA Regionals	Madison/Worcester
April 1, 3	NCAA Championships	Anaheim

*-Exhibition game #-Nonconference game
 \$-WCHA first round playoffs
 %-NSP/WCHA Final Five

LAST WEEKEND

St. Cloud State: The Huskies completed a road sweep of Wisconsin (5-2, 3-2) to claim a spot in the playoff weekend

Minnesota: The Golden Gophers earned a date at Target Center for this weekend's NSP/WCHA Final Five with a weekend shutout of Alaska-Anchorage (4-0, 1-0) at Mariucci Arena

The Last Time

Minnesota Swept A Road Series:

February 26-27, 1999 @ Minnesota-Duluth (4-1, 10-7)

Minnesota Was Swept In A Road Series:

February 5-6, 1999 @ Colorado College (5-1, 3-1)

Minnesota Swept A Home Series: March 12-13, 1999 vs. Alaska-Anchorage (4-0, 1-0)

Minnesota Was Swept In A Home Series:

November 6-7, 1998 vs. Colorado College (7-1, 6-1)

Minnesota Shut Out An Opponent: March 13, 1999 vs. Alaska-Anchorage (Adam Hauser, 1-0)

An Opponent Shut Out Minnesota: January 10, 1999 @ Denver (Stephen Wagner, 5-0)

Minnesota Player Scored A Hat Trick: February 27, 1999 @ Minnesota-Duluth (Reggie Berg, 10-7 Minnesota win)

Minnesota Player Scored A Pure Hat Trick:

February 26, 1999 @ Minnesota-Duluth (Wyatt Smith, 4-1 Minnesota win)

An Opponent Scored A Hat Trick: January 22, 1999 @ North Dakota (Jeff Panzer, four goals, 5-4, Minnesota loss)

Minnesota Player Scored Four Goals In A Game: February 27, 1999 @ Minnesota-Duluth (Reggie Berg, 10-7 Minnesota win)

Minnesota Won When Trailing After Two Periods: March 14, 1997 vs. St. Cloud State at WCHA Final Five (5-4 Minnesota overtime win/trailing 4-3 heading into third period)

Minnesota Had 50 or More Shots On Goal In A Game: February 27, 1999 @ Minnesota-Duluth (54 shots, 10-7 Minnesota win)

Opponent Had 50 or More Shots On Goal In A Game: January 31, 1997 @ North Dakota (51 shots, 6-4 Minnesota loss)

Minnesota Player Scored A Shorthanded Goal: February 26, 1999 @ Minnesota-Duluth (Wyatt Smith, second period, and Erik Westrum, third period, 4-1 Minnesota win)

Minnesota Won In Overtime: March 14, 1997 vs. St. Cloud State at WCHA Final Five (5-4)

Minnesota Lost In Overtime: March 15, 1998 @ Minnesota-Duluth (5-4)

Minnesota Tied In Overtime: March 6, 1999 vs. Wisconsin (2-2)

Minnesota Scored 10 Goals Or More In A Game: February 27, 1999 @ Minnesota-Duluth (10-7 Minnesota win)


Opponent Scored 10 Goals Or More In A Game: January 30, 1993 @ Michigan Tech (10-2 Minnesota loss)


Balanced Attack


The Golden Gophers received contributions from three lines and all four classes in last weekend's sweep of Alaska-Anchorage in the first round playoff series at Mariucci Arena. All 18 skaters registered at least one shot on goal in Friday's win, along with point contributions from the seniors (1-2--3), juniors (0-2--2), sophomores (1-1--2), and freshmen (2-1--3). Cumulative season stats by class are listed below:


CLASS	G-A-Pts	P/M	Shots	PP	GW
SR	51-55-106	103/244	505	11	7
JR	23-47-70	85/210	291	13	2
SO	30-60-90	65/165	327	9	5
FR	24-40-64	75/153	273	3	0


Team Notes


 The Golden Gophers are 9-2 in 11 games at the WCHA Final Five under the current format - Minnesota is 5-0-1 in six regular-season appearances at Target Center


 Minnesota has been beaten just once in its last eight games (4-1-3), and is 5-2-3 in its last 10 games


 The Golden Gophers have opened the postseason at home in 22 of the last 23 seasons


 Minnesota became the first team since the 1987-88 Golden Gopher crew blanked Colorado College in a pair of games (7-0, 5-0) to win a WCHA playoff series with back-to-back shutouts

 Minnesota is 10-3-3 this season against teams they finished ahead of in the WCHA regular-season standings

 The Golden Gophers have scored nine shorthanded goals this season while allowing only one

 Minnesota averaged 9,728 fans per game in 24 home dates (233,468) during the 1998-99 season, good for second in the nation behind Wisconsin

 Minnesota has not allowed an opponent to score a power-play goal at Mariucci Arena since Michigan Tech scored at 10:49 of the first period on January 29 - opponents have been 0-for-22 with the man advantage at Mariucci Arena since then (a span of 539:11)

 The Golden Gophers have been tied or ahead after two periods in eight of their last 10 games

Minnesota's Record When In 1998-99

Overall Record	14-17-9
WCHA Record	10-12-6
Home Record	9-9-7
Road Record	5-8-2
Neutral Site Record	0-0-0
Last 20 Games	7-7-6
Last 10 Games	5-2-3
Last 5 Games	3-1-1
Scoring A Power-Play Goal	9-8-7
Not Scoring A Power-Play Goal	5-9-2
Allowing A Power-Play Goal	7-13-5
Not Allowing A Power-Play Goal	7-4-4
Scoring A Short-Handed Goal	3-5-0
Allowing A Short-Handed Goal	0-0-0
10 Or More Penalties	5-4-3
Fewer Than 10 Penalties	9-13-6
More Penalties Than Opponent	3-7-2
Fewer Penalties Than Opponent	9-5-6
Same Amount Of Penalties	2-5-1
In One-Goal Games	5-5-0
In Two-Goal Games	3-6-0
In Three-Goal or More Games	6-6-0
In Overtime Games	0-0-9
Scoring 4 or More Goals	8-7-3
Scoring 3 or Fewer Goals	6-10-6
Scoring 3 or More Goals	12-9-5
Scoring 2 or Fewer Goals	2-8-4
Allowing 4 or More Goals	1-15-3
Allowing 3 or Fewer Goals	13-2-6
Scoring First Goal Of Game	11-7-1
Opponents Score First	3-10-8
Leading After One Period	7-2-3
Trailing After One Period	0-9-5
Tied After One Period	7-6-1
Scoring First Goal Of Second Period	10-7-3
Leading After Two Periods	11-2-1
Trailing After Two Periods	0-11-4
Tied After Two Periods	3-4-4
Scoring First Goal Of Third Period	8-4-4
Having 10-19 Shots On Goal	0-0-0
Having 20-29 Shots On Goal	3-8-0
Having 30-39 Shots On Goal	8-7-3
Having 40 or More Shots On Goal	3-2-6
Allowing Fewer Than 10 Shots On Goal	0-0-0
Allowing 10-19 Shots On Goal	3-0-0
Allowing 20-29 Shots On Goal	10-9-4
Allowing 30-39 Shots On Goal	1-7-5
Allowing 40 or More Shots On Goal	0-1-0
Outshooting Opponent	12-10-7
Opponent Outshoots Minnesota	2-7-2
Shots Are Even	0-0-0
October	5-2-1
November	2-5-1
December	0-2-0
January	2-4-4
February	3-3-2
March	2-1-1
Fridays	5-7-4
Saturdays	9-6-4
Sundays	0-3-1
Mondays	0-1-0
Series Record	5-7-5
Games Following A Win	5-7-1
Games Following A Loss	6-6-5
Games Following A Tie	3-3-3

Tickets Just \$10 For Thursday's Game: Single-game tickets for Thursday's game between St. Cloud State and the Golden Gophers are just \$10. Please call the Target Center ticket office (612) 673-1343 or Ticketmaster (612) 989-5151.

First Round Playoff Success Continues: With last weekend's sweep of Alaska-Anchorage, Minnesota is now 49-15-2 in WCHA first round games, and 23-3-0 in first round games under the current format - Minnesota is 26-1 in first-round games in Mariucci Arena during Doug Woog's tenure as head coach.

Back-To-Back Goose Eggs For #1: Golden Gopher freshman goaltender Adam Hauser became the first WCHA goaltender to post back-to-back first round playoff series shutouts since Minnesota's Robb Stauber stopped 68 shots in shutting out Colorado College in back-to-back games on Feb. 26-27, 1988. The goose eggs were Hauser's second and third shutouts of the season.

WCHA Awards Press Conference To Be Held Thursday: The WCHA will hold a press conference to honor its 1998-99 individual award winners and kick-off the 1999 NSP/WCHA Final Five on Thurs., March 18 at 4 p.m. (CST) at the Radisson

Plaza Hotel, 35 South 7th Street, Minneapolis, MN. Also included in the awards program will be the official announcement of the top 10 finalists for the 1999 Hobey Baker Memorial Award. The press conference will be open to the public.

NSP/WCHA Final Five Ticket Package Information: Tickets are on sale for this weekend's NSP/WCHA Final Five at Target Center. Five-game championship ticket packages are \$76.25 per person and may be purchased at the Target Center ticket office, by calling Ticketmaster in Minneapolis at (612) 989-5151, or at any Ticketmaster location in Minnesota, North Dakota and Wisconsin. Single-game tickets for the 1999 NSP/WCHA Final Five are also on sale now, with prices varying depending on session. Please call Target Center at (612) 673-0900 for more information.

NCAA Selection Show on Sun., March 21: Pairings for the 1999 NCAA Men's Ice Hockey championship field will be announced live on ESPN2 and ESPNNews, Sun., March 21, at 11:30 a.m. (CST).

Television For This Weekend... And Beyond: Midwest Sports Channel (MSC) will broadcast the Broadmoor Trophy Championship game of the NSP/WCHA

Final Five, as well as all Golden Gopher games in the tournament. MSC has also been named the flagship station of the first round and quarterfinal 1999 NCAA Division I men's hockey championship games. The 1999 NCAA Men's Ice Hockey Final Four will be broadcast on ESPN and ESPN2.

Schedule Information: The winner of Thursday night's game between SCSU and Minnesota will play top-seeded North Dakota on Friday night at 7:05 p.m. in the day's second semifinal matchup. Second-seeded Colorado College faces off against third seed Denver at 2:05 p.m. on Friday in the other semifinal. The two losers on Friday will battle for third place on Saturday at 2:05 p.m., with Friday's winners playing in the Broadmoor Trophy game on Saturday at 7:05 p.m.

Winning Is The Only Way: The Golden Gophers will need to win the NSP/WCHA Final Five to advance to the NCAA Tournament. To be eligible for an at-large bid, a team needs to have an above .500 record - Minnesota's 14-17-9 record can only be evened with three straight wins, which would occur if they won the Final Five and secured an automatic bid to the NCAA Tournament.

D I D Y O U K N O W ...

Minnesota has outshot its opponents in 21 of the last 26 regulation periods • Minnesota has been whistled for an average of just over three penalties per game in its last eight home games (total of 27 penalties for 54 minutes) • of Minnesota's six shutouts over the last two seasons, five have come after Feb. 1 • Minnesota outscored SCSU 8-5 in the third period of the four games this season • Minnesota has not won in the last 28 games (0-24-4) they have trailed after two periods • the Golden Gophers tied both games against the Huskies this season when they trailed after one period • Minnesota has scored on 10.6 percent of its shots on the road (57-of-540) compared to 8.3 percent (71-of-856) of its shots on goal at Mariucci Arena • the Golden Gophers went through the 1998-99 regular season without a three-game winning streak for the first time since the 1976-77 campaign • Minnesota has outshot its opponents in 29 of 40 games - including nine out of its last 10 contests - this season • Minnesota is 4-0-0 (1.000) on March 18, 5-0-0 (1.000) on March 19 and 5-2-0 (.714) on March 20 in school history • if Wyatt Smith should win the team's scoring title this season, he would become only the eighth Golden Gopher to repeat as team scoring champion - at the team's award banquet on March 7, he became one of only four Golden Gophers in school history to repeat as the team's John Mariucci Most Valuable Player • Minnesota is 73-23-3 (.768) in its last 97 games when scoring first • nine of Minnesota's 14 wins this season have been on Saturday • 13 of Minnesota's 14 wins have come after the 12th of each month • Minnesota is 77-31-11 (.693) in the history of the new Mariucci Arena • a total of seven Golden Gophers have been drafted by NHL organizations. A listing of players drafted and the respective organization follows: Mike Anderson--Washington; Reggie Berg--Toronto. Aaron Miskovich--Colorado; Pat O'Leary--Phoenix; John Pohl--St. Louis. Wyatt Smith--Phoenix; Erik Westrum--Phoenix

**About This Week's Opponent
St. Cloud State University**

Location: St. Cloud, Minn.
Founded: 1869
Enrollment: 14,500
Arena: National Hockey Center (6,000)
Rink Size: 200 x 100
Head Coach: Craig Dahl
Dahl's Career Record: 266-290-31 (.480)
Dahl At SCSU: 206-220-33 (.485)
Assistant Coaches: Tom Serratorre, Brett Peterson
Notes: The Huskies are making their fourth straight Final Five appearance and fifth visit in the last six years • of their eight games at the Final Five, SCSU has played in five overtime games, with a record of 2-3 in those games • SCSU scored first in both wins at Wisconsin last weekend and are 11-4-2 when scoring first this season • SCSU had been 0-6-4 in its previous 10 WCHA games before last weekend's sweep • the Huskies are 14-16 in all postseason games

1998-99 WCHA FINAL STANDINGS

Team (Overall Record, win %)	GP	W	L	T	Pts	GF	GA	GDif
North Dakota (31-4-2, .865)	28	24	2	2	50	142	76	+66
Colorado College (27-10-1, .724)	28	20	8	0	40	103	68	+35
Denver (24-12-2, .658)	28	15	11	2	32	101	95	+6
Wisconsin (15-19-4, .447)	28	13	12	3	29	76	81	-5
Minnesota (14-17-9, .463)	28	10	12	6	26	90	99	-9
Alaska-Anchorage (13-18-5, .431)	28	10	13	5	25	57	71	-14
St. Cloud State (16-17-5, .487)	28	8	16	4	20	79	95	-16
Michigan Tech (9-28-1, .250)	28	9	19	0	18	67	99	-32
Minnesota-Duluth (7-27-4, .237)	28	4	20	4	12	71	102	-31

1999 NSP/WCHA Final Five

Thursday, March 18

#5 St. Cloud State vs. #4 Minnesota, 7:05 p.m.

Friday, March 19

#3 Denver vs. #2 Colorado College, 2:05 p.m.

SCSU/Minn. vs. #1 North Dakota, 7:05 p.m.

Saturday, March 20

Third-place game, 2:05 p.m.

Championship game, 7:05 p.m.

Last Weekend's First Round Playoff Series Scores

Minn. State, Mankato 4, North Dakota 3 (ot)

North Dakota 3, Minnesota State, Mankato 2

North Dakota 10, Minnesota State, Mankato 0

Colorado College 3, Minnesota-Duluth 1

Colorado College 5, Minnesota-Duluth 4 (ot)

Denver 2, Michigan Tech 1

Denver 4, Michigan Tech 2

St. Cloud State 5, Wisconsin 2

St. Cloud State 3, Wisconsin 2

Minnesota 4, Alaska-Anchorage 0

Minnesota 1, Alaska-Anchorage 0

1998-99 season highs/lows

TEAM

MOST GOALS/GAME	(10) 2/27 @ Minnesota-Duluth
LEAST GOALS/GAME	(0) 1/10 vs. Denver
MOST ASSISTS/GAME	(15) 2/27 @ Minnesota-Duluth
LEAST ASSISTS/GAME	(0) 1/10 vs. Denver
MOST GOALS AGAINST/GAME	(8) 1/2 @ Boston College
LEAST GOALS AGAINST/GAME	(0) 10/23 vs. St. Cloud State, 3/12 & 3/13 vs. UAA
MOST ASSISTS AGAINST/GAME	(13) 11/6 vs. Colorado College
LEAST ASSISTS AGAINST/GAME	(0) 10/23 vs. St. Cloud State, 3/12 & 3/13 vs. UAA
MOST GOALS/PERIOD	(5) 2/27 @ Minnesota-Duluth - first period
MOST GOALS AGAINST/PERIOD	(5) two times, last 2/27 @ Minnesota-Duluth - first period
MOST POWER PLAY GOALS/GAME	(5) 2/27 @ Minnesota-Duluth
MOST POWER PLAY GOALS ALLOWED/GAME	(4) 2/27 @ Minnesota-Duluth
MOST SHOTS ON GOAL/GAME	(54) 2/27 @ Minnesota-Duluth
LEAST SHOTS ON GOAL/GAME	(20) 11/29 vs. Michigan State
MOST SHOTS AGAINST/GAME	(40) 1/23 @ North Dakota
LEAST SHOTS AGAINST/GAME	(17) 10/17 vs. Minnesota-Duluth, 3/13 vs. UAA
MOST SHOTS ON GOAL/PERIOD	(25) 2/27 @ Minnesota-Duluth - first period
MOST SHOTS AGAINST/PERIOD	(20) 11/13 vs. North Dakota - first period
MOST PENALTIES/GAME	(19) 2/26 @ Minnesota-Duluth
LEAST PENALTIES/GAME	(1) 3/12 vs. Alaska-Anchorage
MOST PIM/GAME	(68) 1/2 @ Boston College
LEAST PIM/GAME	(2) 3/12 vs. Alaska-Anchorage
MOST OPP. PENALTIES/GAME	(21) 2/26 @ Minnesota-Duluth
LEAST OPP. PENALTIES/GAME	(1) 2/14 & 3/12 vs. Alaska-Anchorage
MOST OPP. PIM/GAME	(61) 2/26 @ Minnesota-Duluth
LEAST OPP. PIM/GAME	(2) 2/14 & 3/12 vs. Alaska-Anchorage
QUICKEST TWO GOALS	(0:18) 10/10 vs. Ohio State - second period (Berg, Miskovich)
QUICKEST THREE GOALS	(2:23) 2/26 @ Minn-Duluth - third period (Smith 2, Westrum)

INDIVIDUAL

GOALS/GAME	(4) Reggie Berg, 2/27 @ Minnesota-Duluth
GOALS/PERIOD	(2) five times, last Reggie Berg on 2/27 @ Minn-Duluth -second period
ASSISTS/GAME	(3) three times, last John Pohl, 2/27 @ Minnesota-Duluth
ASSISTS/PERIOD	(2) 11 times, last John Pohl, 2/27 vs. Minn-Duluth - second period
POINTS/GAME	(5) Reggie Berg (4-1--5), 2/27 @ Minnesota-Duluth
POINTS/PERIOD	(3) 24 times, last Smith and Berg on 2/27 @ Minnesota-Duluth - first period
PENALTIES/GAME	(4) Erik Westrum, 1/10 @ Denver
PIM/GAME	(16) Erik Westrum, 1/10 @ Denver
SHOTS ON GOAL/GAME	(11) Reggie Berg, 2/27 @ Minnesota-Duluth
SAVES/GAME	(34) Adam Hauser, 1/23 @ North Dakota
+/- RATING/GAME	(+3) three times, last Smith and Kohn, 2/26 @ Minn-Duluth

Target Center History

Minnesota has played eight times, including two exhibition games, at Target Center. The Golden Gophers are 5-0-1 in the six regular season games they have played at Target Center. Listed below are Minnesota's Target Center appearances.

Date	Score	Attendance
Feb. 7, 1998	MN 7, WIS 0	14,781
Oct. 10, 1997	#MICH 3, MN 2	16,106
Feb. 28, 1997	MN 4, WIS 3	18,330
Oct. 12, 1996	#BU 4, MN 3	17,471
Jan. 20, 1996	MN 5, WIS 0	16,377
Oct. 29, 1994	MN 5, WIS 2	16,485
Jan. 9, 1994	MN 4, WIS 3	17,109
March 7, 1993	MN 2, SCSU 2	12,232

#-Hall of Fame exhibition games

quick stats by series

	IB	UMD	SCSU	@WIS	CC	UND	@UAA	SHOW	MAR	@BC	@DU	MSU	@UND	MTU	@CC	UAA	SCSU	@UMD	WIS	UAA
Hauser	L 6g 18s	W 1g 16s	W 0g 26s	2W 4g 48s	2L 13g 37s	L T 8g 58s	W L 5g 51s	L W 4g 49s	2L 9g 51s	L T 11g 60s	T L 7g 41s	2T 8g 45s	2L 11g 45s	2W 4g 42s	2L 7g 50s	W L 5g 38s	2T 6g 46s	2W 8g 49s	L T 7g 59s	2W 0g 43s
Nenovich	0-0-0	0-0-0	0-0-0	dnp	0-0-0	0-0-0	0-0-0	0-0-0	0-0-0	0-0-0	dnp	dnp	dnp	0-0-0	0-0-0	dnp	dnp	dnp	dnp	dnp
Leopold	0-2-2	0-1-1	0-3-3	0-1-1	0-1-1	1-0-1	2-0-2	2-0-2	dnp	dnp	0-0-0	0-3-3	0-0-0	0-0-0	0-0-0	0-1-1	1-0-1	0-1-1	1-0-1	0-1-1
Mills	0-0-0	0-1-1	0-1-1	0-0-0	0-0-0	2-0-2	0-2-2	0-1-1	0-1-1	0-0-0	0-0-0	0-1-1	0-0-0	0-0-0	0-1-1	dnp	0-0-0	0-3-3	0-1-1	0-0-0
Trebil	dnp	0-0-0	0-0-0	0-0-0	0-0-0	0-1-1	0-0-0	dnp	0-0-0	1-0-1	0-0-0	0-1-1	0-0-0	0-0-0	dnp	0-0-0	dnp	dnp	dnp	dnp
Timmons	0-1-1	dnp	dnp	dnp	dnp	dnp	0-1-1	0-0-0	1-0-1	0-0-0	dnp	0-0-0	0-0-0	dnp	dnp	0-0-0	0-0-0	dnp	dnp	dnp
Westrum	1-0-1	0-1-1	0-1-1	2-0-2	0-0-0	0-1-1	0-0-0	0-1-1	0-2-2	1-3-4	0-1-1	2-2-4	0-3-3	0-0-0	0-1-1	0-1-1	1-2-3	1-2-3	2-0-2	0-1-1
Pohl	0-1-1	0-0-0	0-0-0	1-0-1	0-0-0	0-0-0	0-0-0	0-1-1	1-1-2	1-0-1	0-1-1	0-0-0	0-1-1	1-0-1	0-0-0	1-1-2	0-0-0	0-3-3	0-0-0	1-0-1
Anderson	0-1-1	0-2-2	1-0-1	0-1-1	0-0-0	0-0-0	0-0-0	1-1-2	0-0-0	1-0-1	0-0-0	0-0-0	1-0-1	1-0-1	0-1-1	1-1-2	1-0-1	1-0-1	0-0-0	1-0-1
Wendell	0-0-0	0-0-0	1-0-1	0-0-0	1-1-2	0-0-0	0-1-1	0-0-0	0-0-0	0-0-0	0-1-1	0-0-0	1-0-1	0-1-1	0-0-0	1-0-1	0-0-0	1-1-2	0-0-0	1-1-2
Meyer	0-0-0	0-0-0	0-0-0	0-0-0	0-0-0	0-0-0	1-1-2	0-0-0	0-1-1	0-0-0	0-0-0	1-0-1	dnp	1-0-1	0-0-0	0-0-0	0-1-1	0-0-0	1-1-2	0-0-0
N. Miller	1-1-2	0-1-1	2-0-2	0-0-0	0-0-0	1-0-1	0-0-0	0-0-0	1-1-2	0-1-1	0-0-0	0-0-0	0-1-1	0-1-1	0-0-0	0-0-0	1-0-1	0-0-0	0-1-1	0-1-1
C. Miller	0-0-0	0-0-0	dnp	dnp	dnp	dnp	dnp	dnp	dnp	dnp	dnp	dnp	dnp	dnp	dnp	dnp	dnp	dnp	dnp	dnp
Senden	0-0-0	0-0-0	0-0-0	0-0-0	1-0-1	0-0-0	0-0-0	0-0-0	1-0-1	0-1-1	1-0-1	1-0-1	0-1-1	0-1-1	0-1-1	0-0-0	0-0-0	dnp	dnp	dnp
Smith	1-2-3	2-0-2	2-0-2	0-2-2	0-1-1	1-2-3	2-1-3	1-1-2	1-2-3	1-0-1	1-0-1	2-1-3	1-1-2	1-0-1	0-0-0	1-2-3	0-0-0	4-2-6	1-1-2	0-1-1
Berg	2-2-4	0-2-2	1-0-1	1-2-3	0-0-0	1-2-3	2-2-4	0-0-0	0-0-0	0-3-3	0-2-2	0-2-2	2-0-2	1-2-3	0-0-0	2-1-3	0-1-1	4-2-6	1-1-2	0-1-1
Lyons	0-0-0	0-0-0	0-0-0	0-0-0	0-0-0	0-1-1	0-2-2	0-0-0	0-0-0	0-0-0	1-0-1	0-0-0	0-1-1	0-0-0	0-0-0	0-0-0	0-0-0	0-0-0	0-0-0	0-0-0
Kohn	0-1-1	0-0-0	0-1-1	0-0-0	0-0-0	0-0-0	0-0-0	0-0-0	0-0-0	0-1-1	0-0-0	0-0-0	1-0-1	0-0-0	0-0-0	0-0-0	0-1-1	2-0-2	0-0-0	0-0-0
O'Leary	0-0-0	0-0-0	0-0-0	0-0-0	0-1-1	dnp	dnp	dnp	dnp	dnp	dnp	0-0-0	0-0-0	dnp	dnp	dnp	0-0-0	0-1-1	0-0-0	0-0-0
Angell	0-0-0	0-1-1	0-1-1	0-2-2	0-0-0	dnp	dnp	dnp	0-0-0	1-0-1	0-0-0	0-0-0	0-1-1	0-1-1	0-0-0	0-0-0	0-0-0	0-1-1	0-1-1	0-0-0
Miskovich	2-0-2	2-0-2	0-0-0	0-0-0	0-0-0	1-1-2	0-0-0	0-1-1	0-2-2	0-0-0	1-0-1	1-2-3	0-1-1	1-0-1	0-0-0	1-1-2	0-1-1	0-0-0	0-0-0	1-1-2
Leimbek	0-0-0	0-0-0	dnp	0-0-0	0-0-0	0-0-0	0-2-2	0-0-0	dnp	dnp	dnp	0-1-1	1-1-2	2-3-5	1-0-1	0-0-0	0-0-0	0-1-1	0-0-0	0-0-0
Pagel	0-1-1	0-1-1	0-0-0	dnp	dnp	dnp	dnp	0-0-0	0-1-1	1-1-2	0-0-0	0-0-0	dnp	1-3-4	0-0-0	0-1-1	0-1-1	1-1-2	0-0-0	1-1-2
Spehar	1-1-2	1-0-1	1-2-3	2-1-3	0-0-0	0-5-5	0-0-0	0-1-1	1-2-3	0-0-0	0-0-0	1-1-2	1-0-1	0-1-1	0-0-0	1-1-2	1-2-3	0-1-1	0-1-1	0-1-1

In The Training Room

Player (injury)	Weekend Status
Erik Day (knee)	out
Stuart Senden (ankle)	probable

Woog's Window

Minnesota Head Coach Doug Woog has produced unparalleled numbers as the man behind the Golden Gopher bench over the last 14 seasons. Entering Friday's game, Woog has a career record of 388-185-40 (.666) overall and a WCHA mark of 280-128-35 (.672). Minnesota has appeared in the NCAA Tournament in 12 of Woog's 13 completed seasons and has finished first or second in the WCHA in 11 of his 14 regular season campaigns. Among Woog's regular media appearances are: WCCO-AM (830) with Mike Max, Mondays and Fridays at 6:35 p.m. KSTP-AM (1500) with Pat Reusse and Joe Soucheray, Saturday mornings at 11 a.m., Thursday morning at 7:45 a.m., and the postgame show: KARE-TV (Ch. 11) Gopher Sports Extra on selected Saturdays at 11:05 p.m.

wcha players of the week

OFFENSIVE PLAYER OF THE WEEK

October 19	Aaron Miskovich (vs.UMD)
February 1	Matt Leimbek (vs. MTU)
March 1	Reggie Berg (@ UMD)

ROOKIE OF THE WEEK

November 2	Adam Hauser (@ WIS)
------------	---------------------

News & Notes

Gopher Hockey Team Awards Presented: The University of Minnesota hockey team held its annual awards banquet Sunday afternoon at the Radisson Metrodome in Minneapolis. A total of four seniors were honored along with the following award winners. All awards are voted on by the players and staff: *Mike Crupi Award - Most Determined Player - Erik Wendell and Mike Anderson; Elwin "Doc" Romnes Leadership/Sportsmanship Award - Bill Kohn; Dr. V. George Nagobads Unsung Hero Award - Erik Westrum and Reggie Berg; Frank Pond Rookie of the Year Award - Jordan Leopold; John Mayasich Outstanding Student-Athlete Award - Nate Miller; John Martucci Most Valuable Player Award - Wyatt Smith; Donald M. Clark Leadership (community service) Award - Mike Lyons*

In addition, awards were given to 1998-99 captains Wyatt Smith and Bill Kohn. First goal awards were presented to junior Brad Timmons, sophomore Matt Leimbek, and freshmen John Pohl, Erik Wendell, Doug Meyer, Jordan Leopold, and Nick Angell. Freshman goaltender Adam Hauser was recognized for his first career shutout.

goal breakdown

	Last Wknd	Last 5 Gms	Season
5-on-5	5	16	73
6-on-5	0	0	3
4-on-4	0	0	7
PPG	0	6	36
SHG	0	1	9
ENG	0	0	0

Scoring Sooner Or Later

Minnesota scored its only goal of Saturday night's playoff win over Alaska-Anchorage in the final minute of the first period. On the season, opponents have scored 35 goals against the Golden Gophers in the first two or final two minutes of a period, with 18 of those tallies either tying the game or giving the opponent the lead. By contrast, Minnesota has scored 24 times in the first two or last two minutes of a period, with 11 of those goals either giving the team a tie or lead. The Golden Gophers have been outscored by their opponents 23-6 in the first or final two minutes of a period in losses.

multiple-point games

Player(games)	Last Time	Record
Berg (10)	2/27 @ UMD (4g, 1a)	6-2-2
Smith (9)	2/27 @ UMD (1g, 2a)	5-1-3
Spehar (8)	2/19 @ SCSU (2a)	1-4-3
Westrum (7)	3/5 vs. WIS (2g)	1-4-2
Miskovich (4)	2/19 @ SCSU (1g, 1a)	1-2-1
Leimbek (3)	1/30 vs. MTU (1g, 1a)	2-1-0
Leopold (3)	1/15 vs. MSU (3a)	0-2-1
Pagel (3)	2/27 @ UMD (1g, 1a)	3-0-0
Anderson (2)	2/13 vs. UAA (1g, 1a)	2-0-0
N. Miller (2)	10/24 @ SCSU (2g)	1-1-0
Mills (2)	2/27 @ UMD (2a)	1-0-0
Wendell (2)	3/5 vs. UAA (1g, 1a)	2-0-0
Kohn (1)	2/27 @ UMD (2g)	1-0-0
Meyer (1)	3/5 vs. WIS (1g, 1a)	0-1-1
Pohl (1)	2/27 @ UMD (3a)	1-0-0
Senden (1)	1/2 @ BC (2a)	0-1-0

University of Minnesota
1998-99 Men's Ice Hockey Statistics
Record: 14-17- 9/10-12- 6 WCHA

Date	Opponent	Score	Record	Site	Attend	Goaltender of Record
10/ 9	St. Lawrence	4 - 6 L	0- 1	H Mariucci Arena	9456	Adam Hauser 0- 1- 0
10/10	Ohio State	W 4 - 3	1- 1	H Mariucci Arena	9467	Willy Marvin 1- 0- 0
10/16	*Minnesota-Duluth	2 - 2 T OT	1- 1- 1	H Mariucci Arena	9791	Willy Marvin 1- 0- 1
10/17	*Minnesota-Duluth	W 3 - 1	2- 1- 1	H Mariucci Arena	9787	Adam Hauser 1- 1- 0
10/23	*St. Cloud State	W 3 - 0	3- 1- 1	H Mariucci Arena	9790	Adam Hauser 2- 1- 0
10/24	*St. Cloud State	5 - 6 L	3- 2- 1	A St. Cloud, Minn.	7051	Willy Marvin 1- 1- 1
10/30	*Wisconsin	W 3 - 2	4- 2- 1	A Madison, Wis.	13057	Adam Hauser 3- 1- 0
10/31	*Wisconsin	W 3 - 2	5- 2- 1	A Madison, Wis.	14059	Adam Hauser 4- 1- 0
11/ 6	*Colorado College	1 - 7 L	5- 3- 1	H Mariucci Arena	9776	Adam Hauser 4- 2- 0
11/ 7	*Colorado College	1 - 6 L	5- 4- 1	H Mariucci Arena	9841	Adam Hauser 4- 3- 0
11/13	*North Dakota	4 - 4 T OT	5- 4- 2	H Mariucci Arena	9860	Adam Hauser 4- 3- 1
11/14	*North Dakota	3 - 5 L	5- 5- 2	H Mariucci Arena	9908	Adam Hauser 4- 4- 1
11/20	*Alaska-Anchorage	3 - 5 L	5- 6- 2	A Anchorage, Alaska	3882	Adam Hauser 4- 5- 1
11/21	*Alaska-Anchorage	W 4 - 1	6- 6- 2	A Anchorage, Alaska	4733	Adam Hauser 5- 5- 1
11/27	Michigan	2 - 3 L	6- 7- 2	H Mariucci Arena	9822	Adam Hauser 5- 6- 1
11/29	Michigan State	W 2 - 1	7- 7- 2	H Mariucci Arena	9563	Adam Hauser 6- 6- 1
12/27	Princeton	1 - 4 L	7- 8- 2	H Mariucci Arena	9829	Adam Hauser 6- 7- 1
12/28	Ohio State	5 - 6 L	7- 9- 2	H Mariucci Arena	9648	Adam Hauser 6- 8- 1
1/ 2	Boston College	4 - 8 L	7-10- 2	A Boston, Mass.	4124	Adam Hauser 6- 9- 1
1/ 3	Boston College	3 - 3 T OT	7-10- 3	A Boston, Mass.	3234	Adam Hauser 6- 9- 2
1/ 9	*Denver	3 - 3 T OT	7-10- 4	A Colo. Springs, Colo.	1243	Adam Hauser 6- 9- 3
1/10	*Denver	0 - 5 L	7-11- 4	A Denver, Colo.	3738	Adam Hauser 6-10- 3
1/15	Minn. State, Mankato	6 - 6 T OT	7-11- 5	H Mariucci Arena	9816	Adam Hauser 6-10- 4
1/16	Minn. State, Mankato	2 - 2 T OT	7-11- 6	H Mariucci Arena	9807	Adam Hauser 6-10- 5
1/22	*North Dakota	4 - 5 L	7-12- 6	A Grand Forks, N.D.	6067	Adam Hauser 6-11- 5
1/23	*North Dakota	5 - 6 L	7-13- 6	A Grand Forks, N.D.	6067	Adam Hauser 6-12- 5
1/29	*Michigan Tech	W 4 - 2	8-13- 6	H Mariucci Arena	9731	Adam Hauser 7-12- 5
1/30	*Michigan Tech	W 4 - 2	9-13- 6	H Mariucci Arena	9814	Adam Hauser 8-12- 5
2/ 5	*Colorado College	1 - 5 L	9-14- 6	A Colo. Springs, Colo.	7181	Adam Hauser 8-13- 5
2/ 6	*Colorado College	1 - 3 L	9-15- 6	A Colo. Springs, Colo.	7296	Adam Hauser 8-14- 5
2/13	*Alaska-Anchorage	W 5 - 1	10-15- 6	H Mariucci Arena	9808	Adam Hauser 9-14- 5
2/14	*Alaska-Anchorage	2 - 4 L	10-16- 6	H Mariucci Arena	9716	Adam Hauser 9-15- 5
2/19	*St. Cloud State	4 - 4 T OT	10-16- 7	A St. Cloud, Minn.	6587	Adam Hauser 9-15- 6
2/20	*St. Cloud State	2 - 2 T OT	10-16- 8	H Mariucci Arena	9835	Adam Hauser 9-15- 7
2/26	*Minnesota-Duluth	W 4 - 1	11-16- 8	A Duluth, Minn.	5347	Adam Hauser 10-15- 7
2/27	*Minnesota-Duluth	W 10 - 7	12-16- 8	A Duluth, Minn.	5390	Adam Hauser 11-15- 7
3/ 5	*Wisconsin	4 - 6 L	12-17- 8	H Mariucci Arena	9836	Adam Hauser 11-16- 7
3/ 6	*Wisconsin	2 - 2 T OT	12-17- 9	H Mariucci Arena	9826	Adam Hauser 11-16- 8
3/12	Alaska-Anchorage	W 4 - 0	13-17- 9	H Mariucci Arena	9273	Adam Hauser 12-16- 8
3/13	Alaska-Anchorage	W 1 - 0	14-17- 9	H Mariucci Arena	9468	Adam Hauser 13-16- 8

*-WCHA Game

Record	W	L	T	Pct	Attendance #	Total	Avg
All Games	14	17	9	.463	Home	24	233468
WCHA	10	12	6	.464	Away	16	99056
Home	9	9	6	.500	Neutral	0	0
Away	5	8	3	.406	Total	40	332524
Neutral	0	0	0	.000			8313
Ahead After 1 Period	7	2	3	.708			
Behind After 1 Period	0	9	5	.179			
Tied After 1 Period	7	6	1	.536			
Ahead After 2 Periods	11	2	1	.821			
Behind After 2 Periods	0	11	4	.133			
Tied After 2 Periods	3	4	4	.455			
Score First	11	7	1	.605			
Do Not Score First	3	10	8	.333			
Overtime Games	0	0	9	.500			

University of Minnesota
1998-99 Men's Ice Hockey Statistics
Record: 14-17- 9/10-12- 6 WCHA

Golden Gophers	GP/ GS	G	A	Pts +/-	Sht	Sht %	Pen/	Min	PP	SH	EN	GW	GT	HT
Reggie Berg	40/ 28	17	25	42 2	187	9.1	27/	62	2	1	0	2	1	1
Wyatt Smith	40/ 22	22	19	41 -6	152	14.5	16/	35	8	3	1	3	0	1
Erik Westrum	38/ 22	10	22	32 -5	115	8.7	23/	73	4	2	0	1	1	0
Dave Spehar	39/ 10	10	20	30 -8	97	10.3	16/	32	10	0	0	1	1	0
Aaron Miskovich	39/ 11	10	11	21 -5	97	10.3	14/	36	1	2	0	3	0	0
Jordan Leopold	36/ 21	7	14	21 -2	85	8.2	10/	20	1	0	0	0	1	0
Mike Anderson	40/ 10	9	7	16 -6	106	8.5	27/	62	0	1	0	2	0	0
John Pohl	39/ 3	6	9	15 -9	38	15.8	7/	14	0	0	0	0	0	0
Rico Pagel	29/ 1	4	11	15 1	49	8.2	4/	8	1	0	0	1	1	0
Nate Miller	40/ 15	6	8	14 -9	70	8.6	25/	66	2	0	0	0	0	0
Dylan Mills	37/ 9	2	12	14 6	48	4.2	18/	36	1	0	0	0	0	0
Erik Wendell	38/ 5	6	6	12 4	64	9.4	20/	40	1	0	0	0	0	0
Matt Leimbek	26/ 0	4	8	12 4	26	15.4	5/	10	3	0	0	1	0	0
Stuart Senden	31/ 3	4	5	9 3	41	9.8	5/	10	0	0	0	0	0	0
Doug Meyer	33/ 1	4	4	8 -6	29	13.8	7/	14	0	0	0	0	0	0
Nick Angell	34/ 4	1	7	8 -14	38	2.6	9/	21	1	0	0	0	0	0
Bill Kohn	40/ 29	3	4	7 2	60	5.0	33/	85	1	0	0	0	0	0
Mike Lyons	40/ 6	1	4	5 -5	47	2.1	18/	52	0	0	0	0	0	0
Brad Timmons	10/ 0	1	2	3 1	5	20.0	3/	6	0	0	0	0	0	0
Ryan Trebil	20/ 0	1	2	3 -5	17	5.9	16/	40	0	0	0	0	0	0
Pat O'Leary	16/ 0	0	2	2 -2	11	0.0	4/	8	0	0	0	0	0	0
Mark Nenovich	13/ 0	0	0	0 0	8	0.0	9/	18	0	0	0	0	0	0
Adam Hauser	37/ 37	0	0	0 0	0	0.0	5/	10	0	0	0	0	0	0
Cory Miller	2/ 0	0	0	0 0	6	0.0	3/	6	0	0	0	0	0	0
Willy Marvin	4/ 3	0	0	0 0	0	0.0	0/	0	0	0	0	0	0	0
Team	6/ 0	0	0	0 0	0	0.0	0/	0	0	0	0	0	0	0
Rob LaRue	3/ 0	0	0	0 0	0	0.0	0/	0	0	0	0	0	0	0
Golden Gophers	40/ 40	128	202	330	1396	9.2	328/	772	36	9	1	14	5	2
Opponents	40/ 40	141	215	356	1120	12.6	340/	769	35	1	6	17	4	3

Bench Penalties: Golden Gophers 4 (8 Minutes); Opponents 6 (12 Minutes)
Power Play: Golden Gophers 36/197 (18.3%); Opponents 35/186 (18.8%);

Goaltending Statistics

Golden Gophers	GP/ GS	Min	GAA	W	L	T	ENG	Sho	GA	Sv	Sv %
Rob LaRue	3/ 0	27:47	0.00	0	0	0	0	0	0	13	1.000
Adam Hauser	37/ 37	2205:43	3.35	13	16	8	0	3	123	886	.878
Willy Marvin	4/ 3	198:58	3.62	1	1	1	0	0	12	80	.870
Golden Gophers	40/ 40	2432:28	3.33	14	17	9	6	3	135	979	.879
Opponents	40/ 40	2437:31	3.13	17	14	9	1	1	127	1268	.909

Statistics by Period

Goals	1	2	3	OT	Tot	Penalties	1	2	3	OT	Tot
Golden Gophers	40	43	45	0	128	Golden Gophers	106	94	119	9	328
Opponents	53	43	45	0	141	Opponents	106	106	119	9	340
Shots	1	2	3	OT	Tot	Penalty Minutes	1	2	3	OT	Tot
Golden Gophers	425	484	461	261	1396	Golden Gophers	234	188	324	26	772
Opponents	370	382	348	181	1188	Opponents	231	231	289	18	769

GOLDEN GOPHER HOCKEY

Year End Release/1998-99 Season



1998-99 SEASON REVIEW

Golden Gophers Conclude Season With Loss At NSP/WCHA Final Five: The University of Minnesota Golden Gopher men's hockey team's 1998-99 season came to an end on March 20 with a 7-4 loss to Colorado College in the third-place game of the 1999 NSP/WCHA Final Five at Target Center. The Golden Gophers ended the season with a 15-19-9 overall record and a mark of 10-12-6 in WCHA regular-season action.

October (5-2-1): Minnesota began the year with a positive showing, as the team was 5-2-1 after a series sweep at Wisconsin on the final two days of October. The Golden Gophers opened the season by splitting two games at the Team Cheerios/Icebreaker Cup series at Mariucci Arena against NCAA participants St. Lawrence and Ohio State. Minnesota's 4-3 win over the Buckeyes, a 1998 NCAA Frozen Four participant, was highlighted by a 46-23 shots on goal advantage. After taking three of a possible four league points from UMD, freshman G **ADAM HAUSER (Bovey, Minn.)** recorded his first career shutout in his first collegiate month with a 3-0 blanking of St. Cloud State at Mariucci Arena. The Huskies returned the favor with a last-minute, 6-5 win at National Hockey Center the following evening. The Golden Gophers closed out their most successful month with a road sweep in the new Kohl Center in Madison, Wis., over the Wisconsin Badgers. Sophomore F/D **ERIK WESTRUM (Apple Valley, Minn.)** and junior F **DAVE SPEHAR (Duluth, Minn.)** led the charge, each providing a goal in both games.

November (2-5-1): As the calendar turned to November, the schedule became noticeably tougher - along with the team's fortunes. Back-to-back weekend trips to Mariucci Arena for Colorado College and North Dakota produced just one league point for the Golden Gophers - a 4-4 tie against the Sioux in a game Minnesota trailed 3-0 after one period and 4-1 in the third period. Freshman D **JORDAN LEOPOLD (Robbinsdale, Minn.)** began a stretch of scoring five goals in five games with his first collegiate marker in the tie with the Sioux. The Golden Gophers earned a split in a road weekend series with Alaska-Anchorage before returning to Mariucci Arena for the College Hockey Showcase. A narrow loss to Michigan was followed with a win over CCHA titleholder Michigan State. Senior F **WYATT SMITH (Warroad, Minn.)** netted the game winner against the Spartans.

December (0-2-0): The only two games of a light December schedule were in the 1998 New Dodge/Mariucci Classic. Despite outshooting Princeton 29-26, the Golden Gophers dropped a 4-1 decision to the Tigers in a first round game of the tournament. Ohio State and Minnesota played for the second time in the young season in the tournament's third-place game, and for the second time played a very entertaining contest. The Buckeyes avenged their earlier one-goal loss with a one-goal win over the Golden Gophers (6-5), scoring the game winner with just seven seconds remaining.

January (2-4-4): Minnesota resumed WCHA play after a New Year's weekend loss and tie at Boston College. The Golden Gophers played to their second consecutive tie in the opening game of the series at Denver, then were shutout (5-0) by the Pioneers in the series finale. The game marked the first time since March 4, 1995 (153 games) the Golden Gophers had been blanked. Minnesota returned home to earn a pair of ties with Minnesota State-Mankato, a new member of the WCHA beginning in the 1999-2000 season. A weekend where the Golden Gophers may have played some of their best hockey of the season but were not rewarded on the win side of the ledger was a late-month series at North Dakota. Minnesota led the number one team in the nation 5-3 heading into the third period of game two, only to see the Fighting Sioux attack with a flurry and post a 6-5 win. The Golden Gophers ended the month on a positive note, returning home for a pair of 4-2 wins over

1998-99 SCHEDULE/RESULTS

Oct. 9	#ST. LAWRENCE	L 4-6
Oct. 10	#OHIO STATE	W 4-3
Oct. 16	MINNESOTA-DULUTH	T 2-2
Oct. 17	MINNESOTA-DULUTH	W 3-1
Oct. 23	ST. CLOUD STATE	W 3-0
Oct. 24	@ St. Cloud State	L 5-6
Oct. 30	@ Wisconsin	W 3-2
Oct. 31	@ Wisconsin	W 3-2
Nov. 6	COLORADO COLLEGE	L 1-7
Nov. 7	COLORADO COLLEGE	L 1-6
Nov. 13	NORTH DAKOTA	T 4-4
Nov. 14	NORTH DAKOTA	L 3-5
Nov. 20	@ Alaska-Anchorage	L 3-5
Nov. 21	@ Alaska-Anchorage	W 4-1
Nov. 27	#MICHIGAN	L 2-3
Nov. 29	#MICHIGAN STATE	W 2-1
Dec. 27	#PRINCETON	L 1-4
Dec. 28	#OHIO STATE	L 5-6
Dec. 30	*IF BJORKLOVEN	L 4-6
Jan. 2	## Boston College	L 4-8
Jan. 3	## Boston College	T 3-3
Jan. 9	@ Denver (World Arena)	T 3-3
Jan. 10	@ Denver (McNichols)	L 0-5
Jan. 15	#MINNESOTA STATE-MANKATO	T 6-6
Jan. 16	#MINNESOTA STATE-MANKATO	T 2-2
Jan. 22	@ North Dakota	L 4-5
Jan. 23	@ North Dakota	L 5-6
Jan. 29	MICHIGAN TECH	W 4-2
Jan. 30	MICHIGAN TECH	W 4-2
Feb. 5	@ Colorado College	L 1-5
Feb. 6	@ Colorado College	L 1-3
Feb. 13	ALASKA-ANCHORAGE	W 5-1
Feb. 14	ALASKA-ANCHORAGE	L 2-4
Feb. 19	@ St. Cloud State	T 4-4
Feb. 20	ST. CLOUD STATE	T 2-2
Feb. 26	@ Minnesota-Duluth	W 4-1
Feb. 27	@ Minnesota-Duluth	W 10-7
March 5	WISCONSIN	L 4-6
March 6	WISCONSIN	T 2-2
March 12	\$ALASKA-ANCHORAGE	W 4-0
March 13	\$ALASKA-ANCHORAGE	W 1-0
March 18	%vs. St. Cloud State	W 5-3
March 19	%vs. North Dakota	L 2-6
March 20	%vs. Colorado College	L 4-7
*-Exhibition game #-Nonconference game		
\$-WCHA first round playoffs		
% -NSP/WCHA Final Five		

1998-99 FINAL RELEASE & NOTES

Michigan Tech. Sophomore F **MATT LEIMBEK (Rochester, Minn.)** earned WCHA Offensive Player of the Week honors with two goals and three assists in the week-end sweep of the Huskies.

February (3-3-2): Minnesota's trip to Colorado College ended up no better than CC's trip to Mariucci Arena in November as the Tigers handed the Golden Gophers a pair of losses at World Arena. The Golden Gophers split a home series with Alaska-Anchorage the following weekend, with three of Minnesota's four seniors, **MIKE ANDERSON (Bloomington, Minn.)**, **REGGIE BERG (Anoka, Minn.)**, and Smith scoring goals. The Seawolves kept the race for home ice tight with a 4-2 win in the second game of the series at Mariucci Arena. The Golden Gophers registered back-to-back ties for the third time in six weeks with 4-4 and 2-2 showings against St. Cloud State in a home-and-home weekend set. The high point of the month came in a road sweep of Minnesota-Duluth at the DECC in Duluth, Minn. The Golden Gophers put on an offensive show in a 10-7 win in game two after winning the series lidlifter 4-1. Smith scored a hat trick in game one to lead the team, only to be bettered by Berg's four-goal display in game two. Seniors continued to lead Minnesota's late-season push, scoring eight of Minnesota's 10 goals in the Saturday night win over UMD. The 10 goals scored in a game were the most for the program since a 10-6 win over UND on Nov. 9, 1996. The weekend in UMD also assured the Golden Gophers of home ice for the first round of the WCHA playoffs, no matter the outcome of the following weekend's series against Wisconsin at Mariucci Arena.

March (3-3-1): Wisconsin posted its first win over Minnesota in Minneapolis since Nov. 14, 1992 with a four-goal third period in game one of the Border Battle series. The two teams battled to a 2-2 tie the following evening on Minnesota's senior night. The Golden Gophers and goaltender Hauser blanked UAA in consecutive games the following weekend to advance to the 1999 NSP/WCHA Final Five at Target Center. Minnesota opened the league's postseason event with a 5-3 win over St. Cloud State. Spehar tallied two goals while Berg added two goals and two assists to kick start the Golden Gopher offense in the win over the Huskies. Minnesota's bid for a slot in the NCAA Championships was thwarted the following evening by top-ranked North Dakota, as the Fighting Sioux skated to a 6-2 win over the Maroon and Gold. Colorado College ended Minnesota's season the following afternoon in the third-place game, downing the Golden Gophers 7-4 in the matinee affair. Oddly enough, it would turn out to be Doug Woog's final game as head coach of the Golden Gophers, and Don Lucia's final win at Colorado College over a WCHA opponent.

Golden Gopher Draftees: A total of seven Golden Gophers have been drafted by NHL organizations. A listing of players drafted and the respective organization follows: Mike Anderson--Washington; Reggie Berg--Toronto; Aaron Miskovich--Colorado; Pat O'Leary--Phoenix; John Pohl--St. Louis; Wyatt Smith--Phoenix; Erik Westrum--Phoenix

First Round Playoff Success Continues: With the WCHA first round playoff sweep of Alaska-Anchorage, Minnesota is now 49-15-2 in WCHA first round games, and 23-3-0 in first round games under the current format.

Back-To-Back Goose Eggs For #1: Golden Gopher freshman goaltender Adam Hauser became the first WCHA goaltender to post back-to-back first round playoff series shutouts since Minnesota's Robb Stauber stopped 68 shots in shutting out Colorado College in back-to-back games on Feb. 26-27, 1988. The shutouts were Hauser's second and third shutouts of his rookie season.

Leopold Named To All-Rookie Team; All-WCHA Third Team: Freshman Jordan Leopold, who led all Golden Gopher rookies in scoring with seven goals and 16 assists on the season, was named to the all-WCHA third team and the league's all-rookie team for the 1998-99 season. Leopold enjoyed three multiple-point games and scored both the team's goals in Minnesota's 3-2 loss to Michigan at Mariucci Arena on Nov. 27, 1998.

Minnesota's Record When In 1998-99

Overall Record	15-19-9
WCHA Record	10-12-6
Home Record	9-9-7
Road Record	5-8-2
Neutral Site Record	1-2-0
Last 20 Games	8-8-4
Last 10 Games	5-3-2
Last 5 Games	3-2-0
Scoring A Power-Play Goal	10-10-7
Not Scoring A Power-Play Goal	5-9-2
Allowing A Power-Play Goal	8-15-5
Not Allowing A Power-Play Goal	7-4-4
Scoring A Short-Handed Goal	3-5-0
Allowing A Short-Handed Goal	0-0-0
10 Or More Penalties	5-5-3
Fewer Than 10 Penalties	10-14-6
More Penalties Than Opponent	3-8-2
Fewer Penalties Than Opponent	10-5-6
Same Amount Of Penalties	2-6-1
In One-Goal Games	5-5-0
In Two-Goal Games	4-6-0
In Three-Goal or More Games	6-8-0
In Overtime Games	0-0-9
Scoring 4 or More Goals	9-8-3
Scoring 3 or Fewer Goals	6-11-6
Scoring 3 or More Goals	13-10-5
Scoring 2 or Fewer Goals	2-9-4
Allowing 4 or More Goals	1-17-3
Allowing 3 or Fewer Goals	14-2-6
Scoring First Goal Of Game	12-7-1
Opponents Score First	3-12-8
Leading After One Period	8-2-3
Trailing After One Period	0-11-5
Tied After One Period	7-6-1
Scoring First Goal Of Second Period	10-7-3
Leading After Two Periods	12-2-1
Trailing After Two Periods	0-13-4
Tied After Two Periods	3-4-4
Scoring First Goal Of Third Period	9-5-4
Having 10-19 Shots On Goal	0-0-0
Having 20-29 Shots On Goal	3-9-0
Having 30-39 Shots On Goal	9-7-3
Having 40 or More Shots On Goal	3-3-6
Allowing Fewer Than 10 Shots On Goal	0-0-0
Allowing 10-19 Shots On Goal	3-0-0
Allowing 20-29 Shots On Goal	10-9-4
Allowing 30-39 Shots On Goal	2-8-5
Allowing 40 or More Shots On Goal	0-2-0
Outshooting Opponent	12-11-7
Opponent Outshoots Minnesota	3-8-2
Shots Are Even	0-0-0
October	5-2-1
November	2-5-1
December	0-2-0
January	2-4-4
February	3-3-2
March	3-3-1
Thursdays	1-0-0
Fridays	5-8-4
Saturdays	9-7-4
Sundays	0-3-1
Mondays	0-1-0
Series Record	5-7-5
Games Following A Win	6-8-1
Games Following A Loss	6-7-5
Games Following A Tie	3-3-3

1998-99 FINAL RELEASE & NOTES

The Last Time

Smith Honored On All-WCHA Third Team: Senior forward Wyatt Smith represented the Golden Gophers on the all-WCHA third team after leading the team with 23 goals in his final collegiate season. Smith finished his Golden Gopher career with 67-62--129 in 152 career games.

Berg Hits 150: Senior forward Reggie Berg, who led the team in total scoring with 20-28--48, became the 23rd member of the Golden Gopher 150-Point Club with an assist in a game on March 5 against Wisconsin at Mariucci Arena. Berg, who tied for the WCHA scoring title and was honored as an all-league second-team selection as a junior, ended his career as a Golden Gopher with 74-84--158 in 160 career games. Minnesota had a record of 32-3-2 in Berg's 37 career multiple-point games.

Seven Placed On WCHA All-Academic Team: A total of seven University of Minnesota student-athletes were represented on the 1998-99 WCHA All-Academic team. Golden Gophers honored were: senior forward Reggie Berg, senior defenseman **BILL KOHN** (Roseville, Minn.), junior defenseman **MIKE LYONS** (St. Paul, Minn.), junior forward **NATE MILLER** (Anoka, Minn.), sophomore defenseman **DYLAN MILLS** (Duluth, Minn.), junior defenseman **RYAN TREBIL** (Bloomington, Minn.), and sophomore forward/defenseman Erik Westrum.

Did You Know?: Minnesota outshot its opponents in 30 of 43 games - including 10 out of its last 13 contests - this season • Minnesota outshot its opponents in 24 of the last 35 regulation periods • Minnesota was whistled for an average of just over three penalties per game in its last eight home games (total of 27 penalties for 54 minutes) • of Minnesota's six shutouts over the last two seasons, five have come after Feb. 1 • Minnesota has not won in the last 30 games (0-26-4) they have trailed after two periods • the Golden Gophers went through the 1998-99 regular season without a three-game winning streak for the first time since the 1976-77 campaign • Wyatt Smith became one of only four Golden Gophers in school history to repeat as the team's John Mariucci Most Valuable Player • Minnesota is 74-23-3 (.770) in its last 98 games when scoring first • nine of Minnesota's 15 wins this season were on Saturday • 14 of Minnesota's 15 wins came after the 12th of each month • Minnesota is 77-31-11 (.693) in the new Mariucci Arena

Stats By Class	G-A--Pts	P/M	Shots	PP	GW
Senior	56-61--117	112/262	540	13	7
Junior	26-50--76	89/218	317	14	3
Sophomore	31-64--95	71/177	356	10	5
Freshman	26-45--71	83/169	293	5	0

Team Notes: Minnesota was been beaten just once in its last eight games (4-1-3), before the NSP/WCHA Final Five • the Golden Gophers have opened the postseason at home in 22 of the last 23 seasons • Minnesota became the first team to win a WCHA playoff series with back-to-back shutouts since the 1987-88 Golden Gopher crew blanked Colorado College in a pair of games (7-0, 5-0) • Minnesota was 10-3-3 this season against teams they finished ahead of in the WCHA regular-season standings • the Golden Gophers scored nine shorthanded goals this season while allowing only one • Minnesota averaged 9,728 fans per game in 24 home dates (233,468) during the 1998-99 season • Minnesota has not allowed an opponent to score a power-play goal at Mariucci Arena since Michigan Tech scored at 10:49 of the first period on Jan. 29 - opponents have been 0-for-22 with the man advantage at Mariucci Arena since then (a span of 539:11) • the Golden Gophers were tied or ahead after two periods in nine of their last 13 games

Minnesota To Open Against Black Bears: There is undoubtedly no tougher schedule in college hockey, at least in the beginning of the season, than the one the Golden Gophers will play in the first eight games of the 1999-2000 campaign. Minnesota is slated to open the season on Oct. 15-16 by traveling to Orono, Maine to challenge the defending NCAA champion Maine Black Bears. The Golden Gophers will begin the Don Lucia era at Mariucci Arena the following weekend by entertaining three-time defending WCHA regular-season champion North Dakota. Minnesota will host 1999 NCAA Frozen Four participant and 1998 NCAA runners-

Minnesota Swept A Road Series:
February 26-27, 1999 @ Minnesota-Duluth (4-1, 10-7)

Minnesota Was Swept In A Road Series:
February 5-6, 1999 @ Colorado College (5-1, 3-1)

Minnesota Swept A Home Series: March 12-13, 1999 vs. Alaska-Anchorage (+0, 1-0)

Minnesota Was Swept In A Home Series:
November 6-7, 1998 vs. Colorado College (7-1, 6-1)

Minnesota Shut Out An Opponent: March 13, 1999 vs. Alaska-Anchorage (Adam Hauser, 1-0)

An Opponent Shut Out Minnesota: January 10, 1999 @ Denver (Stephen Wagner, 5-0)

Minnesota Player Scored A Hat Trick: February 27, 1999 @ Minnesota-Duluth (Reggie Berg, 10-7 Minnesota win)

Minnesota Player Scored A Pure Hat Trick:
February 26, 1999 @ Minnesota-Duluth (Wyatt Smith, 4-1 Minnesota win)

An Opponent Scored A Hat Trick: January 22, 1999 @ North Dakota (Jeff Panzer, four goals, 5-4, Minnesota loss)

Minnesota Player Scored Four Goals In A Game: February 27, 1999 @ Minnesota-Duluth (Reggie Berg, 10-7 Minnesota win)

Minnesota Won When Trailing After Two Periods: March 14, 1997 vs. St. Cloud State at WCHA Final Five (5-4 Minnesota overtime win/trailing 4-3 heading into third period)

Minnesota Had 50 or More Shots On Goal In A Game: February 27, 1999 @ Minnesota-Duluth (54 shots, 10-7 Minnesota win)

Opponent Had 50 or More Shots On Goal In A Game: January 31, 1997 @ North Dakota (51 shots, 6-4 Minnesota loss)

Minnesota Player Scored A Shorthanded Goal:
February 26, 1999 @ Minnesota-Duluth (Wyatt Smith, second period, and Erik Westrum, third period, 4-1 Minnesota win)

Minnesota Won In Overtime: March 14, 1997 vs. St. Cloud State at WCHA Final Five (5-4)

Minnesota Lost In Overtime: March 15, 1998 @ Minnesota-Duluth (5-4)

Minnesota Tied In Overtime: March 6, 1999 vs. Wisconsin (2-2)

Minnesota Scored 10 Goals Or More In A Game: February 27, 1999 @ Minnesota-Duluth (10-7 Minnesota win)

Opponent Scored 10 Goals Or More In A Game: January 30, 1993 @ Michigan Tech (10-2 Minnesota loss)

1998-99 FINAL RELEASE & NOTES

up Boston College the following weekend, before ending the eight-game stretch by traveling to Colorado College for a pair of games against the Tigers. Minnesota's schedule also includes games at Michigan and Michigan State as part of the College Hockey Showcase, hosting the annual Mariucci Classic at Mariucci Arena, and the first-ever league encounters with new WCHA member Minnesota State, Mankato at Mariucci Arena. The Golden Gophers will not travel to Minnesota State, Mankato or host Michigan Tech and Alaska-Anchorage during the 1999-2000 season.

Woog Accepts Assistant Athletic Director Position With U of M Athletics Department: The University of Minnesota announced on Mon., Apr. 6, 1999, that Doug Woog, who has held the position of head men's hockey coach for the past 14 seasons, has accepted a position as Assistant Athletics Director in the Men's Athletics Department. Woog's responsibilities will be primarily overseeing the fundraising for a new barn loft addition project at Mariucci Arena. A national search for Woog's replacement as head men's hockey coach would begin immediately. Woog's new contract has three-year term with a one-year option. The barn loft project at Mariucci Arena will be similar to the one successfully launched and completed at Williams Arena. The annual income from the project will be used to fund gender equity initiatives.

Woog, 55, who is the University of Minnesota's all-time winningest hockey coach (389-187-40), guided the Golden Gophers to the NCAA Tournament in 12 of his 14 seasons at the helm. Woog led the Golden Gophers to six appearances in the NCAA Frozen Four, and was responsible for Minnesota finishing in either first or second place in the WCHA in 11 of his 14 seasons. He has guided the careers of two Hobey Baker Award winners in Robb Stauber (1988) and Brian Bonin (1996), five first-team All-Americans, four second-team All-Americans, four WCHA Players of the Year, and 45 all-WCHA team members. Woog, a former Golden Gopher All-American (1965) and assistant coach on the 1984 U.S. Olympic Team, won 30 or more games seven times in the last 14 seasons as head coach.

Lucia Named Head Men's Hockey Coach At U of M: University of Minnesota Director of Men's Athletics Dr. Mark Dienhart announced on Fri., Apr. 9 that Don Lucia, who has spent the past six seasons at the helm of the Colorado College hockey program, has been named the 13th head men's hockey coach in Golden Gopher history. Lucia accepted a six-year contract with a base salary of \$125,000 annually. Lucia, 40, has led the Tigers to an overall record of 166-68-18 (.694) in six seasons at Colorado College and a mark of 279-155-28 (.634) in 12 seasons overall as a head coach. Tied with current Wisconsin head coach Jeff Sauer as the winningest coach in Colorado College history, Lucia has compiled an impressive record of 119-49-16 (.690) in WCHA games the last six seasons. A native of Grand Rapids, Minn., Lucia guided the team to a record of 23-11-5 record and the WCHA regular-season title in 1993-94, his first season as head coach of the Tigers. Colorado College had struggled to a mark of 8-28-0 the season before Lucia took over the reins of the program and had not experienced a winning season in the previous 13 campaigns. The league title in 1993-94 was Colorado College's first in 37 years.

Lucia, who guided Colorado College to an unprecedented three straight outright regular-season league titles in his first three years behind the bench, has taken his troops to the NCAA playoffs in each of the last five campaigns, including an appearance in the 1996 championship game and 1997 semifinals. Lucia was honored at the conclusion of the 1993-94 season as the 44th recipient of the Spencer Penrose Award as national Coach of the Year. The award is presented by members of the American Hockey Coaches Association. Under Lucia's guidance, Colorado College won a school-record 33 games in the 1995-96 campaign. Currently president of the AHCA, Lucia was also named WCHA Coach of the Year that same season, and added a second league coach of the year trophy at the conclusion of the 1996-97 season. He has coached nine All-Americans in his six-year tenure at Colorado College - the Tigers had nine total All-Americans in the previous 22 combined seasons before Lucia's arrival in Colorado Springs, Colo.

Previous to his stint at Colorado College, Lucia spent six years (1987-93) as head coach at the University of Alaska-Fairbanks where he posted four winning seasons and an overall record of 113-87-10. In his first year (1987-88) as head coach, the Nanooks claimed the final championship of the now-defunct Great West Hockey Conference, and Lucia was named GWHC Coach of the Year. Lucia has been a collegiate coach for 18 seasons overall, spending six years as an assistant following his graduation from the University of Notre Dame in 1981. He began his career at the University of Alaska-Fairbanks (1981-85) before moving to the University of Alaska-Anchorage for two seasons (1985-87). He lettered four times as a defenseman at Notre Dame, where he served as team captain his senior year.

Lucia has also been active with USA Hockey for the last decade, having served as head coach of the national-16 team that competed in Finland in August of 1996. In the summer of 1995, he was head coach of Team West at the United States Olympic Festival in Denver.

As a prep athlete, Lucia helped Grand Rapids High School claim two Minnesota State High School Hockey Championships (1975 and 1976) as well as a pair of third-place finishes (1974 and 1977). He earned all-state recognition as a linebacker in football and as a defenseman in hockey his senior year. He also served as captain of the hockey team during his final prep campaign. He later was drafted by the Philadelphia Flyers of the National Hockey League.

Lucia and his wife, Joyce, are the parents of two daughters, Alison (age 15) and Jessica (13), as well as two sons, Anthony (11) and Mario (5).

1998-99 WCHA FINAL STANDINGS

Team (Overall Record, win %)	GP	W	L	T	Pts	GF	GA	GDif
North Dakota (32-6-2, .825)	28	24	2	2	50	142	76	+66
Colorado College (29-12-1, .702)	28	20	8	0	40	103	68	+35
Denver (26-13-2, .659)	28	15	11	2	32	101	95	+6
Wisconsin (15-19-4, .447)	28	13	12	3	29	76	81	-5
Minnesota (15-19-9, .453)	28	10	12	6	26	90	99	-9
Alaska-Anchorage (13-18-5, .431)	28	10	13	5	25	57	71	-14
St. Cloud State (16-18-5, .474)	28	8	16	4	20	79	95	-16
Michigan Tech (9-28-1, .250)	28	9	19	0	18	67	99	-32
Minnesota-Duluth (7-27-4, .237)	28	4	20	4	12	71	102	-31

1999 NSP/WCHA Final Five

Thursday, March 18 - First Round
Minnesota 5, St. Cloud State 3

Friday, March 19 - Semifinals
Denver 3, Colorado College 2
North Dakota 6, Minnesota 2

Saturday, March 20 - Third Place
Colorado College 7, Minnesota 4

Saturday, March 20 - Championship
Denver 4, North Dakota 3

1999 NCAA East Regional
Friday, March 26
Michigan 5, Denver 3

1999 NCAA West Regional
Saturday, March 27
Colorado College 5, St. Lawrence 2

Sunday, March 28
Michigan State 4, Colorado College 3
Boston College 3, North Dakota 1

1998-99 season highs/lows

TEAM

MOST GOALS/GAME	(10) 2/27 @ Minnesota-Duluth
LEAST GOALS/GAME	(0) 1/10 vs. Denver
MOST ASSISTS/GAME	(15) 2/27 @ Minnesota-Duluth
LEAST ASSISTS/GAME	(0) 1/10 vs. Denver
MOST GOALS AGAINST/GAME	(8) 1/2 @ Boston College
LEAST GOALS AGAINST/GAME	(0) 10/23 vs. St. Cloud State, 3/12 & 3/13 vs. UAA
MOST ASSISTS AGAINST/GAME	(13) 11/6 vs. Colorado College
LEAST ASSISTS AGAINST/GAME	(0) 10/23 vs. St. Cloud State, 3/12 & 3/13 vs. UAA
MOST GOALS/PERIOD	(5) 2/27 @ Minnesota-Duluth - first period
MOST GOALS AGAINST/PERIOD	(5) two times, last 2/27 @ Minnesota-Duluth - first period
MOST POWER PLAY GOALS/GAME	(5) 2/27 @ Minnesota-Duluth
MOST POWER PLAY GOALS ALLOWED/GAME	(4) 2/27 @ Minnesota-Duluth
MOST SHOTS ON GOAL/GAME	(54) 2/27 @ Minnesota-Duluth
LEAST SHOTS ON GOAL/GAME	(20) 11/29 vs. Michigan State
MOST SHOTS AGAINST/GAME	(40) two times, last 3/19 vs. North Dakota @ Final Five
LEAST SHOTS AGAINST/GAME	(17) 10/17 vs. Minnesota-Duluth, 3/13 vs. UAA
MOST SHOTS ON GOAL/PERIOD	(25) 2/27 @ Minnesota-Duluth - first period
MOST SHOTS AGAINST/PERIOD	(20) 11/13 vs. North Dakota - first period
MOST PENALTIES/GAME	(19) 2/26 @ Minnesota-Duluth
LEAST PENALTIES/GAME	(1) 3/12 vs. Alaska-Anchorage
MOST PIM/GAME	(68) 1/2 @ Boston College
LEAST PIM/GAME	(2) 3/12 vs. Alaska-Anchorage
MOST OPP. PENALTIES/GAME	(21) 2/26 @ Minnesota-Duluth
LEAST OPP. PENALTIES/GAME	(1) 2/14 & 3/12 vs. Alaska-Anchorage
MOST OPP. PIM/GAME	(61) 2/26 @ Minnesota-Duluth
LEAST OPP. PIM/GAME	(2) 2/14 & 3/12 vs. Alaska-Anchorage
QUICKEST TWO GOALS	(0:18) 10/10 vs. Ohio State - second period (Berg, Miskovich)
QUICKEST THREE GOALS	(2:23) 2/26 @ Minn-Duluth - third period (Smith 2, Westrum)

INDIVIDUAL

GOALS/GAME	(4) Reggie Berg, 2/27 @ Minnesota-Duluth
GOALS/PERIOD	(2) five times, last Reggie Berg on 2/27 @ Minn-Duluth - second period
ASSISTS/GAME	(3) three times, last John Pohl, 2/27 @ Minnesota-Duluth
ASSISTS/PERIOD	(2) 12 times, last Bill Kohn, 3/18 vs. SCSU - third period
POINTS/GAME	(5) Reggie Berg (4-1--5), 2/27 @ Minnesota-Duluth
POINTS/PERIOD	(3) 24 times, last Smith and Berg on 2/27 @ Minnesota-Duluth - first period
PENALTIES/GAME	(4) Erik Westrum, 1/10 @ Denver
PIM/GAME	(16) Erik Westrum, 1/10 @ Denver
SHOTS ON GOAL/GAME	(11) Reggie Berg, 2/27 @ Minnesota-Duluth
SAVES/GAME	(34) two times, last Adam Hauser, 3/19 vs. North Dakota @ Final Five
+/- RATING/GAME	(+3) three times, last Smith and Kohn, 2/26 @ Minn-Duluth

Top Competition

Minnesota played 19 games this season against teams that made the 12-team NCAA Tournament field, more than any other program in the nation. The team played 11 of 14 games during a stretch from early November to early January against teams that would later qualify for the NCAA Tournament. The competition helped the team improve throughout the season, but also had an adverse effect on the team's final season record. The Golden Gophers were 2-14-3 in games against NCAA teams, and were an impressive 13-5-6 in the 24 remaining contests against non-NCAA teams in 1998-99. Minnesota is scheduled to play its first eight games of the 1999-2000 season against NCAA qualifiers from a season ago, and has a total of 17 games on the docket against national tournament qualifiers.

quick stats by series

	IB	UMD	SCSU	@WIS	CC	UND	@UAA	SHOW	MAR	@BC	@DU	MSU	@UND	MTU	@CC	UAA	SCSU	@UMD	WIS	UAA
Hauser	L 6g 18s	W 1g 16s	W 0g 26s	2W 4g 48s	2L 13g 37s	L T 8g 58s	W L 5g 51s	LW 4g 49s	2L 9g 51s	L T 11g 60s	T L 7g 41s	2T 8g 45s	2L 11g 45s	2W 4g 42s	2L 7g 50s	WL 5g 38s	2T 6g 46s	2V 8g 49s	L T 7g 59s	2W 0g 43s
Nenovich	0-0-0	0-0-0	0-0-0	0-0-0	0-0-0	0-0-0	0-0-0	0-0-0	0-0-0	0-0-0	0-0-0	0-0-0	0-0-0	0-0-0	0-0-0	0-0-0	0-0-0	0-0-0	0-0-0	0-0-0
Leopold	0-2-2	0-1-1	0-3-3	0-1-1	0-1-1	1-0-1	2-0-2	2-0-2	0-0-0	0-0-0	0-0-0	0-3-3	0-0-0	0-0-0	0-0-0	0-1-1	1-0-1	0-1-1	1-0-1	0-1-1
Mills	0-0-0	0-1-1	0-1-1	0-0-0	0-0-0	2-0-2	0-2-2	0-1-1	0-1-1	0-0-0	0-0-0	0-1-1	0-0-0	0-0-0	0-1-1	0-0-0	0-0-0	0-3-3	0-1-1	0-0-0
Trebil	0-0-0	0-0-0	0-0-0	0-0-0	0-0-0	0-1-1	0-0-0	0-0-0	0-0-0	1-0-1	0-0-0	0-1-1	0-0-0	0-0-0	0-0-0	0-0-0	0-0-0	0-0-0	0-0-0	0-0-0
Timmons	0-1-1	0-0-0	0-0-0	0-0-0	0-0-0	0-0-0	0-1-1	0-0-0	1-0-1	0-0-0	0-0-0	0-0-0	0-0-0	0-0-0	0-0-0	0-0-0	0-0-0	0-0-0	0-0-0	0-0-0
Westrum	1-0-1	0-1-1	0-1-1	2-0-2	0-0-0	0-1-1	0-0-0	0-1-1	0-2-2	1-3-4	0-1-1	2-2-4	0-3-3	0-0-0	0-1-1	0-1-1	1-2-3	1-2-3	2-0-2	0-1-1
Pohl	0-1-1	0-0-0	0-0-0	1-0-1	0-0-0	0-0-0	0-0-0	0-1-1	1-1-2	1-0-1	0-1-1	0-0-0	0-1-1	1-0-1	0-0-0	1-1-2	0-0-0	0-3-3	0-0-0	1-0-1
Anderson	0-1-1	0-2-2	1-0-1	0-1-1	0-0-0	0-0-0	0-0-0	1-1-2	0-0-0	1-0-1	0-0-0	0-0-0	1-0-1	1-0-1	0-1-1	1-1-2	1-0-1	1-0-1	0-0-0	1-0-1
Wendell	0-0-0	0-0-0	1-0-1	0-0-0	1-1-2	0-0-0	0-1-1	0-0-0	0-0-0	0-0-0	0-1-1	0-0-0	1-0-1	0-1-1	0-0-0	1-0-1	0-0-0	1-1-2	0-0-0	1-1-2
Meyer	0-0-0	0-0-0	0-0-0	0-0-0	0-0-0	0-0-0	1-1-2	0-0-0	0-1-1	0-0-0	0-0-0	1-0-1	0-0-0	1-0-1	0-0-0	0-0-0	0-1-1	0-0-0	1-1-2	0-0-0
N. Miller	1-1-2	0-1-1	2-0-2	0-0-0	0-0-0	1-0-1	0-0-0	0-0-0	1-1-2	0-1-1	0-0-0	0-0-0	0-1-1	0-1-1	0-0-0	0-0-0	1-0-1	0-0-0	0-1-1	0-1-1
C. Miller	0-0-0	0-0-0	0-0-0	0-0-0	0-0-0	0-0-0	0-0-0	0-0-0	0-0-0	0-0-0	0-0-0	0-0-0	0-0-0	0-0-0	0-0-0	0-0-0	0-0-0	0-0-0	0-0-0	0-0-0
Senden	0-0-0	0-0-0	0-0-0	0-0-0	1-0-1	0-0-0	0-0-0	0-0-0	1-0-1	0-1-1	1-0-1	1-0-1	0-1-1	0-1-1	0-1-1	0-0-0	0-0-0	0-0-0	0-0-0	0-0-0
Smith	1-2-3	2-0-2	2-0-2	0-2-2	0-1-1	1-2-3	2-1-3	1-1-2	1-2-3	1-0-1	1-0-1	2-1-3	1-1-2	1-0-1	0-0-0	1-2-3	0-0-0	4-2-6	1-1-2	0-1-1
Berg	2-2-4	0-2-2	1-0-1	1-2-3	0-0-0	1-2-3	2-2-4	0-0-0	0-0-0	0-3-3	0-2-2	2-0-2	2-0-2	1-2-3	0-0-0	2-1-3	0-1-1	4-2-6	1-1-2	0-1-1
Lyons	0-0-0	0-0-0	0-0-0	0-0-0	0-0-0	0-1-1	0-2-2	0-0-0	0-0-0	0-0-0	1-0-1	0-0-0	0-1-1	0-0-0	0-0-0	0-0-0	0-0-0	0-0-0	0-0-0	0-0-0
Kohn	0-1-1	0-0-0	0-1-1	0-0-0	0-0-0	0-0-0	0-0-0	0-0-0	0-0-0	0-1-1	0-0-0	0-0-0	1-0-1	0-0-0	0-0-0	0-0-0	0-1-1	2-0-2	0-0-0	0-0-0
O'Leary	0-0-0	0-0-0	0-0-0	0-0-0	0-1-1	0-0-0	0-0-0	0-0-0	0-0-0	0-0-0	0-0-0	0-0-0	0-0-0	0-0-0	0-0-0	0-0-0	0-0-0	0-1-1	0-0-0	0-0-0
Angell	0-0-0	0-1-1	0-1-1	0-2-2	0-0-0	0-0-0	0-0-0	0-0-0	0-0-0	1-0-1	0-0-0	0-0-0	0-1-1	0-1-1	0-0-0	0-0-0	0-0-0	0-1-1	0-1-1	0-0-0
Miskovich	2-0-2	2-0-2	0-0-0	0-0-0	0-0-0	1-1-2	0-0-0	0-0-0	0-1-1	0-2-2	0-0-0	1-0-1	1-2-3	0-1-1	1-0-1	0-0-0	1-1-2	0-1-1	0-0-0	1-1-2
Leimbek	0-0-0	0-0-0	0-0-0	0-0-0	0-0-0	0-0-0	0-2-2	0-0-0	0-0-0	0-0-0	0-0-0	0-1-1	1-1-2	2-3-5	1-0-1	0-0-0	0-0-0	0-1-1	0-0-0	0-0-0
Pagel	0-1-1	0-1-1	0-0-0	0-0-0	0-0-0	0-0-0	0-0-0	0-0-0	0-1-1	1-1-2	0-0-0	0-0-0	0-0-0	1-3-4	0-0-0	0-1-1	0-1-1	1-1-2	0-0-0	1-1-2
Spehar	1-1-2	1-0-1	1-2-3	2-1-3	0-0-0	0-5-5	0-0-0	0-1-1	1-2-3	0-0-0	0-0-0	1-1-2	1-0-1	0-1-1	0-0-0	1-1-2	1-2-3	0-1-1	0-1-1	0-1-1

News & Notes

Gopher Hockey Team Awards Presented: The University of Minnesota hockey team held its annual awards banquet Sunday afternoon at the Radisson Metrodome in Minneapolis. A total of four seniors were honored along with the following award winners. All awards are voted on by the players and staff: *Mike Crupi Award - Most Determined Player - Erik Wendell and Mike Anderson;* *Elwin "Doc" Romnes Leadership/Sportsmanship Award - Bill Kohn;* *Dr. V. George Nagobads Unsung Hero Award - Erik Westrum and Reggie Berg;* *Frank Pond Rookie of the Year Award - Jordan Leopold;* *John Mayasich Outstanding Student-Athlete Award - Nate Miller;* *John Mariucci Most Valuable Player Award - Wyatt Smith;* *Donald M. Clark Leadership (community service) Award - Mike Lyons*

In addition, awards were given to 1998-99 captains **Wyatt Smith** and **Bill Kohn**. First goal awards were presented to junior **Brad Timmons**, sophomore **Matt Leimbek**, and freshmen **John Pohl**, **Erik Wendell**, **Doug Meyer**, **Jordan Leopold**, and **Nick Angell**. Freshman goaltender **Adam Hauser** was recognized for his first career shutout.

Scoring Sooner Or Later

Minnesota scored its only two goals in the first two or final two minutes of a period at the NSP/WCHA Final Five in its 5-3 win over St. Cloud State. Opponents in the conference postseason tournament scored four goals in the first two or final two minutes of a period. On the season, opponents scored 39 goals against the Golden Gophers in the first two or final two minutes of a period, with 19 of those tallies either tying the game or giving the opponent the lead. By contrast, Minnesota has scored 26 times in the first two or last two minutes of a period, with 12 of those goals either giving the team a tie or lead. The Golden Gophers were outscored by their opponents 27-6 in the first or final two minutes of a period in losses.

goal breakdown

	Final Five	Last 5 Gms	Season
5-on-5	4	9	76
6-on-5	0	0	3
4-on-4	0	0	7
PPG	6	6	42
SHG	0	0	9
ENG	1	1	2

wcha players of the week

OFFENSIVE PLAYER OF THE WEEK

October 19	Aaron Miskovich (vs.UMD)
February 1	Matt Leimbek (vs. MTU)
March 1	Reggie Berg (@ UMD)

ROOKIE OF THE WEEK

November 2	Adam Hauser (@ WIS)
------------	---------------------

multiple-point games

Player(games)	Last Time	Record
Berg (11)	3/18 vs. SCSU (2g, 2a)	7-2-2
Spehar (10)	3/19 vs. UND (2a)	2-5-3
Smith (9)	2/27 @ UMD (1g, 2a)	5-1-3
Westrum (8)	3/20 vs. CC (3a)	1-5-2
Leopold (4)	3/20 vs. CC (2a)	0-3-1
Miskovich (4)	2/19 @ SCSU (1g, 1a)	1-2-1
Leimbek (3)	1/30 vs. MTU (1g, 1a)	2-1-0
Pagel (3)	2/27 @ UMD (1g, 1a)	3-0-0
Anderson (2)	2/13 vs. UAA (1g, 1a)	2-0-0
N. Miller (2)	10/24 @ SCSU (2g)	1-1-0
Mills (2)	2/27 @ UMD (2a)	1-0-0
Wendell (2)	3/5 vs. UAA (1g, 1a)	2-0-0
Kohn (1)	2/27 @ UMD (2g)	1-0-0
Meyer (1)	3/5 vs. WIS (1g, 1a)	0-1-1
Pohl (1)	2/27 @ UMD (3a)	1-0-0
Senden (1)	1/2 @ BC (2a)	0-1-0

University of Minnesota
1998-99 Men's Ice Hockey Statistics
Record: 15-19- 9/10-12- 6 WCHA

Date	Opponent	Score	Record	Site	Attend	Goaltender of Record	
10/ 9	St. Lawrence	4- 6 L	0- 1	H Mariucci Arena	9456	Adam Hauser	0- 1- 0
10/10	Ohio State	W 4- 3	1- 1	H Mariucci Arena	9467	Willy Marvin	1- 0- 0
10/16	*Minnesota-Duluth	2- 2 T OT	1- 1- 1	H Mariucci Arena	9791	Willy Marvin	1- 0- 1
10/17	*Minnesota-Duluth	W 3- 1	2- 1- 1	H Mariucci Arena	9787	Adam Hauser	1- 1- 0
10/23	*St. Cloud State	W 3- 0	3- 1- 1	H Mariucci Arena	9790	Adam Hauser	2- 1- 0
10/24	*St. Cloud State	5- 6 L	3- 2- 1	A St. Cloud, Minn.	7051	Willy Marvin	1- 1- 1
10/30	*Wisconsin	W 3- 2	4- 2- 1	A Madison, Wis.	13057	Adam Hauser	3- 1- 0
10/31	*Wisconsin	W 3- 2	5- 2- 1	A Madison, Wis.	14059	Adam Hauser	4- 1- 0
11/ 6	*Colorado College	1- 7 L	5- 3- 1	H Mariucci Arena	9776	Adam Hauser	4- 2- 0
11/ 7	*Colorado College	1- 6 L	5- 4- 1	H Mariucci Arena	9841	Adam Hauser	4- 3- 0
11/13	*North Dakota	4- 4 T OT	5- 4- 2	H Mariucci Arena	9860	Adam Hauser	4- 3- 1
11/14	*North Dakota	3- 5 L	5- 5- 2	H Mariucci Arena	9908	Adam Hauser	4- 4- 1
11/20	*Alaska-Anchorage	3- 5 L	5- 6- 2	A Anchorage, Alaska	3882	Adam Hauser	4- 5- 1
11/21	*Alaska-Anchorage	W 4- 1	6- 6- 2	A Anchorage, Alaska	4733	Adam Hauser	5- 5- 1
11/27	Michigan	2- 3 L	6- 7- 2	H Mariucci Arena	9822	Adam Hauser	5- 6- 1
11/29	Michigan State	W 2- 1	7- 7- 2	H Mariucci Arena	9563	Adam Hauser	6- 6- 1
12/27	Princeton	1- 4 L	7- 8- 2	H Mariucci Arena	9829	Adam Hauser	6- 7- 1
12/28	Ohio State	5- 6 L	7- 9- 2	H Mariucci Arena	9648	Adam Hauser	6- 8- 1
1/ 2	Boston College	4- 8 L	7-10- 2	A Boston, Mass.	4124	Adam Hauser	6- 9- 1
1/ 3	Boston College	3- 3 T OT	7-10- 3	A Boston, Mass.	3234	Adam Hauser	6- 9- 2
1/ 9	*Denver	3- 3 T OT	7-10- 4	A Colo. Springs, Colo.	1243	Adam Hauser	6- 9- 3
1/10	*Denver	0- 5 L	7-11- 4	A Denver, Colo.	3738	Adam Hauser	6-10- 3
1/15	Minn. State, Mankato	6- 6 T OT	7-11- 5	H Mariucci Arena	9816	Adam Hauser	6-10- 4
1/16	Minn. State, Mankato	2- 2 T OT	7-11- 6	H Mariucci Arena	9807	Adam Hauser	6-10- 5
1/22	*North Dakota	4- 5 L	7-12- 6	A Grand Forks, N.D.	6067	Adam Hauser	6-11- 5
1/23	*North Dakota	5- 6 L	7-13- 6	A Grand Forks, N.D.	6067	Adam Hauser	6-12- 5
1/29	*Michigan Tech	W 4- 2	8-13- 6	H Mariucci Arena	9731	Adam Hauser	7-12- 5
1/30	*Michigan Tech	W 4- 2	9-13- 6	H Mariucci Arena	9814	Adam Hauser	8-12- 5
2/ 5	*Colorado College	1- 5 L	9-14- 6	A Colo. Springs, Colo.	7181	Adam Hauser	8-13- 5
2/ 6	*Colorado College	1- 3 L	9-15- 6	A Colo. Springs, Colo.	7296	Adam Hauser	8-14- 5
2/13	*Alaska-Anchorage	W 5- 1	10-15- 6	H Mariucci Arena	9808	Adam Hauser	9-14- 5
2/14	*Alaska-Anchorage	2- 4 L	10-16- 6	H Mariucci Arena	9716	Adam Hauser	9-15- 5
2/19	*St. Cloud State	4- 4 T OT	10-16- 7	A St. Cloud, Minn.	6587	Adam Hauser	9-15- 6
2/20	*St. Cloud State	2- 2 T OT	10-16- 8	H Mariucci Arena	9835	Adam Hauser	9-15- 7
2/26	*Minnesota-Duluth	W 4- 1	11-16- 8	A Duluth, Minn.	5347	Adam Hauser	10-15- 7
2/27	*Minnesota-Duluth	W 10- 7	12-16- 8	A Duluth, Minn.	5390	Adam Hauser	11-15- 7
3/ 5	*Wisconsin	4- 6 L	12-17- 8	H Mariucci Arena	9836	Adam Hauser	11-16- 7
3/ 6	*Wisconsin	2- 2 T OT	12-17- 9	H Mariucci Arena	9826	Adam Hauser	11-16- 8
3/12	Alaska-Anchorage	W 4- 0	13-17- 9	H Mariucci Arena	9273	Adam Hauser	12-16- 8
3/13	Alaska-Anchorage	W 1- 0	14-17- 9	H Mariucci Arena	9468	Adam Hauser	13-16- 8
3/18	St. Cloud State	W 5- 3	15-17- 9	N Target Center	10128	Adam Hauser	14-16- 8
3/19	North Dakota	2- 6 L	15-18- 9	N Target Center	11311	Adam Hauser	14-17- 8
3/20	Colorado College	4- 7 L	15-19- 9	N Target Center	6276	Adam Hauser	14-18- 8

*-WCHA Game

Record	W	L	T	Pct	Attendance #	Total	Avg
All Games	15	19	9	.453	Home	24	233468
WCHA	10	12	6	.464	Away	16	99056
Home	9	9	6	.500	Neutral	3	27715
Away	5	8	3	.406	Total	43	360239
Neutral	1	2	0	.333			8378
Ahead After 1 Period	8	2	3	.731			
Behind After 1 Period	0	11	5	.156			
Tied After 1 Period	7	6	1	.536			
Ahead After 2 Periods	12	2	1	.833			
Behind After 2 Periods	0	13	4	.118			
Tied After 2 Periods	3	4	4	.455			

University of Minnesota
1998-99 Men's Ice Hockey Statistics
Record: 15-19- 9/10-12- 6 WCHA

Golden Gophers	GP/ GS	G	A	Pts +/-	Sht	Sht %	Pen/	Min	PP	SH	EN	GW	GT	HT
Reggie Berg	43/ 31	20	28	48 2	199	10.1	28/	64	4	1	1	2	1	1
Wyatt Smith	43/ 25	23	20	43 -7	164	14.0	17/	37	8	3	1	3	0	1
Dave Spehar	42/ 11	13	23	36 -10	111	11.7	16/	32	11	0	0	2	1	0
Erik Westrum	41/ 25	10	26	36 -5	131	7.6	27/	81	4	2	0	1	1	0
Jordan Leopold	39/ 21	7	16	23 -4	90	7.8	10/	20	1	0	0	0	1	0
Aaron Miskovich	42/ 11	11	11	22 -6	105	10.5	14/	36	2	2	0	3	0	0
Mike Anderson	43/ 13	10	7	17 -8	115	8.7	28/	64	0	1	0	2	0	0
John Pohl	42/ 3	7	10	17 -11	41	17.1	9/	18	1	0	0	0	0	0
Rico Pagel	32/ 1	4	11	15 -1	51	7.8	4/	8	1	0	0	1	1	0
Erik Wendell	41/ 5	7	7	14 2	69	10.1	23/	46	2	0	0	0	0	0
Nate Miller	43/ 15	6	8	14 -10	76	7.9	27/	70	2	0	0	0	0	0
Dylan Mills	39/ 9	2	12	14 4	52	3.8	19/	38	1	0	0	0	0	0
Matt Leimbek	28/ 0	4	8	12 3	26	15.4	5/	10	3	0	0	1	0	0
Stuart Senden	34/ 3	4	5	9 2	42	9.5	6/	12	0	0	0	0	0	0
Bill Kohn	43/ 31	3	6	9 2	62	4.8	39/	97	1	0	0	0	0	0
Nick Angell	37/ 4	1	8	9 -16	42	2.4	9/	21	1	0	0	0	0	0
Doug Meyer	36/ 1	4	4	8 -7	31	12.9	9/	18	0	0	0	0	0	0
Mike Lyons	42/ 6	1	4	5 -7	49	2.0	19/	54	0	0	0	0	0	0
Brad Timmons	11/ 0	1	2	3 0	6	16.7	4/	8	0	0	0	0	0	0
Ryan Trebil	21/ 0	1	2	3 -6	18	5.6	16/	40	0	0	0	0	0	0
Pat O'Leary	17/ 0	0	2	2 -2	11	0.0	4/	8	0	0	0	0	0	0
Mark Nenovich	13/ 0	0	0	0 0	8	0.0	9/	18	0	0	0	0	0	0
Adam Hauser	40/ 40	0	0	0 0	0	0.0	5/	10	0	0	0	0	0	0
Cory Miller	2/ 0	0	0	0 0	6	0.0	3/	6	0	0	0	0	0	0
Willy Marvin	4/ 3	0	0	0 0	0	0.0	0/	0	0	0	0	0	0	0
Team	7/ 0	0	0	0 0	0	0.0	0/	0	0	0	0	0	0	0
Rob LaRue	5/ 0	0	0	0 0	0	0.0	0/	0	0	0	0	0	0	0
Golden Gophers	43/ 43	139	220	359	1505	9.2	354/	824	42	9	2	15	5	2
Opponents	43/ 43	157	243	400	1233	12.7	366/	821	41	1	7	19	4	4

Bench Penalties: Golden Gophers 4 (8 Minutes); Opponents 6 (12 Minutes)
Power Play: Golden Gophers 42/215 (19.5%); Opponents 41/204 (20.1%);

Goaltending Statistics

Golden Gophers	GP/ GS	Min	GAA	W	L	T	ENG	Sho	GA	Sv	Sv %
Rob LaRue	5 / 0	62:47	1.91	0	0	0	0	0	2	33	.943
Adam Hauser	40/ 40	2350:08	3.47	14	18	8	0	3	136	963	.876
Willy Marvin	4 / 3	198:58	3.62	1	1	1	0	0	12	80	.870
Golden Gophers	43/ 43	2611:53	3.45	15	19	9	7	3	150	1076	.878
Opponents	43/ 43	2616:49	3.14	19	15	9	2	1	137	1366	.909

Statistics by Period

Goals	1	2	3	OT	Tot	Penalties	1	2	3	OT	Tot
Golden Gophers	43	48	48	0	139	Golden Gophers	119	104	122	9	354
Opponents	57	52	48	0	157	Opponents	115	115	127	9	366
Shots	1	2	3	OT	Tot	Penalty Minutes	1	2	3	OT	Tot
Golden Gophers	458	521	500	261	505	Golden Gophers	260	208	330	26	824
Opponents	403	423	387	181	231	Opponents	249	249	305	18	821

University of Minnesota
1998-99 Men's Ice Hockey Statistics
WCHA Games Only

Date	Opponent	Score	Record	Site	Attend	Goaltender of Record
10/16	*Minnesota-Duluth	2- 2 T OT	0- 0- 1	H Mariucci Arena	9791	Willy Marvin
10/17	*Minnesota-Duluth	W 3- 1	1- 0- 1	H Mariucci Arena	9787	Adam Hauser
10/23	*St. Cloud State	W 3- 0	2- 0- 1	H Mariucci Arena	9790	Adam Hauser
10/24	*St. Cloud State	5- 6 L	2- 1- 1	A St. Cloud, Minn.	7051	Willy Marvin
10/30	*Wisconsin	W 3- 2	3- 1- 1	A Madison, Wis.	13057	Adam Hauser
10/31	*Wisconsin	W 3- 2	4- 1- 1	A Madison, Wis.	14059	Adam Hauser
11/ 6	*Colorado College	1- 7 L	4- 2- 1	H Mariucci Arena	9776	Adam Hauser
11/ 7	*Colorado College	1- 6 L	4- 3- 1	H Mariucci Arena	9841	Adam Hauser
11/13	*North Dakota	4- 4 T OT	4- 3- 2	H Mariucci Arena	9860	Adam Hauser
11/14	*North Dakota	3- 5 L	4- 4- 2	H Mariucci Arena	9908	Adam Hauser
11/20	*Alaska-Anchorage	3- 5 L	4- 5- 2	A Anchorage, Alaska	3882	Adam Hauser
11/21	*Alaska-Anchorage	W 4- 1	5- 5- 2	A Anchorage, Alaska	4733	Adam Hauser
1/ 9	*Denver	3- 3 T OT	5- 5- 3	A Colo. Springs, Colo.	1243	Adam Hauser
1/10	*Denver	0- 5 L	5- 6- 3	A Denver, Colo.	3738	Adam Hauser
1/22	*North Dakota	4- 5 L	5- 7- 3	A Grand Forks, N.D.	6067	Adam Hauser
1/23	*North Dakota	5- 6 L	5- 8- 3	A Grand Forks, N.D.	6067	Adam Hauser
1/29	*Michigan Tech	W 4- 2	6- 8- 3	H Mariucci Arena	9731	Adam Hauser
1/30	*Michigan Tech	W 4- 2	7- 8- 3	H Mariucci Arena	9814	Adam Hauser
2/ 5	*Colorado College	1- 5 L	7- 9- 3	A Colo. Springs, Colo.	7181	Adam Hauser
2/ 6	*Colorado College	1- 3 L	7-10- 3	A Colo. Springs, Colo.	7296	Adam Hauser
2/13	*Alaska-Anchorage	W 5- 1	8-10- 3	H Mariucci Arena	9808	Adam Hauser
2/14	*Alaska-Anchorage	2- 4 L	8-11- 3	H Mariucci Arena	9716	Adam Hauser
2/19	*St. Cloud State	4- 4 T OT	8-11- 4	A St. Cloud, Minn.	6587	Adam Hauser
2/20	*St. Cloud State	2- 2 T OT	8-11- 5	H Mariucci Arena	9835	Adam Hauser
2/26	*Minnesota-Duluth	W 4- 1	9-11- 5	A Duluth, Minn.	5347	Adam Hauser
2/27	*Minnesota-Duluth	W 10- 7	10-11- 5	A Duluth, Minn.	5390	Adam Hauser
3/ 5	*Wisconsin	4- 6 L	10-12- 5	H Mariucci Arena	9836	Adam Hauser
3/ 6	*Wisconsin	2- 2 T OT	10-12- 6	H Mariucci Arena	9826	Adam Hauser

*-WCHA Game

Record	W	L	T	Pct	Attendance #	Total	Avg
WCHA	10	12	6	.464	Home	14	137319
Home	5	5	4	.500	Away	14	91698
Away	5	7	2	.429	Neutral	0	0
Neutral	0	0	0	.000	Total	28	229017
Ahead After 1 Period	4	1	3	.688			8179
Behind After 1 Period	0	7	3	.150			
Tied After 1 Period	6	4	0	.600			
Ahead After 2 Periods	8	2	1	.773			
Behind After 2 Periods	0	8	2	.100			
Tied After 2 Periods	2	2	3	.500			
Score First	7	6	1	.536			
Do Not Score First	3	6	5	.393			
Overtime Games	0	0	6	.500			

University of Minnesota
1998-99 Men's Ice Hockey Statistics
WCHA Games Only

Golden Gophers	GP/ GS	G	A	Pts +/-	Sht	Sht %	Pen/	Min	PP	SH	EN	GW	GT	HT
Reggie Berg	28/ 19	15	17	32 1	125	12.0	14/	28	2	1	0	2	1	1
Wyatt Smith	28/ 15	16	12	28 -4	98	16.3	13/	26	5	3	1	2	0	1
Dave Spehar	27/ 7	7	14	21 -7	75	9.3	13/	26	7	0	0	1	1	0
Erik Westrum	26/ 16	6	13	19 -8	75	8.0	18/	55	3	2	0	1	0	0
Aaron Miskovich	27/ 9	6	7	13 -6	77	7.8	11/	30	1	2	0	1	0	0
Jordan Leopold	28/ 15	5	8	13 -6	59	8.5	8/	16	1	0	0	0	1	0
Mike Anderson	28/ 5	6	5	11 -7	77	7.8	14/	28	0	0	0	2	0	0
Matt Leimbek	21/ 0	4	7	11 3	18	22.2	4/	8	3	0	0	1	0	0
Dylan Mills	25/ 5	2	9	11 4	33	6.1	11/	22	1	0	0	0	0	0
Erik Wendell	27/ 4	5	5	10 2	44	11.4	14/	28	1	0	0	0	0	0
John Pohl	27/ 3	3	6	9 -12	25	12.0	5/	10	0	0	0	0	0	0
Rico Pagel	18/ 0	2	7	9 2	30	6.7	3/	6	1	0	0	0	0	0
Nate Miller	28/ 13	4	4	8 -9	54	7.4	19/	46	2	0	0	0	0	0
Nick Angell	24/ 2	0	7	7 -11	26	0.0	7/	17	0	0	0	0	0	0
Doug Meyer	23/ 0	3	3	6 -4	21	14.3	7/	14	0	0	0	0	0	0
Bill Kohn	28/ 21	3	2	5 -2	38	7.9	23/	65	1	0	0	0	0	0
Stuart Senden	22/ 2	2	3	5 1	26	7.7	3/	6	0	0	0	0	0	0
Mike Lyons	28/ 4	1	4	5 -2	32	3.1	12/	24	0	0	0	0	0	0
Pat O'Leary	12/ 0	0	2	2 -3	8	0.0	2/	4	0	0	0	0	0	0
Brad Timmons	5/ 0	0	1	1 0	1	0.0	1/	2	0	0	0	0	0	0
Ryan Trebil	15/ 0	0	1	1 -3	10	0.0	11/	22	0	0	0	0	0	0
Mark Nenovich	8/ 0	0	0	0 1	4	0.0	5/	10	0	0	0	0	0	0
Adam Hauser	26/ 26	0	0	0 0	0	0.0	3/	6	0	0	0	0	0	0
Cory Miller	1/ 0	0	0	0 0	2	0.0	2/	4	0	0	0	0	0	0
Willy Marvin	3/ 2	0	0	0 0	0	0.0	0/	0	0	0	0	0	0	0
Team	5/ 0	0	0	0 0	0	0.0	0/	0	0	0	0	0	0	0
Rob LaRue	3/ 0	0	0	0 0	0	0.0	0/	0	0	0	0	0	0	0
Golden Gophers	28/ 28	90	137	227	958	9.4	226/	509	28	8	1	10	3	2
Opponents	28/ 28	99	155	254	792	12.5	231/	500	24	0	5	12	3	2

Bench Penalties: Golden Gophers 3 (6 Minutes); Opponents 4 (8 Minutes)
Power Play: Golden Gophers 28/137 (20.4%); Opponents 24/133 (18.0%);

Goaltending Statistics

Golden Gophers	GP/ GS	Min	GAA	W	L	T	ENG	Sho	GA	Sv	Sv %
Rob LaRue	3 / 0	27:47	0.00	0	0	0	0	0	0	13	1.000
Adam Hauser	26/ 26	1536:22	3.32	10	11	5	0	1	85	620	.879
Willy Marvin	3 / 2	138:58	3.89	0	1	1	0	0	9	60	.870
Golden Gophers	28/ 28	1703:07	3.31	10	12	6	5	1	94	693	.881
Opponents	28/ 28	1704:12	3.13	12	10	6	1	1	89	868	.907

Statistics by Period

Goals	1	2	3	OT	Tot	Penalties	1	2	3	OT	Tot
Golden Gophers	33	31	26	0	90	Golden Gophers	71	72	82	1	226
Opponents	43	27	29	0	99	Opponents	71	80	78	2	231
Shots	1	2	3	OT	Tot	Penalty Minutes	1	2	3	OT	Tot
Golden Gophers	297	327	316	18	958	Golden Gophers	161	144	202	2	509
Opponents	264	255	253	18	790	Opponents	161	160	175	4	500